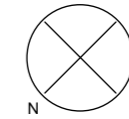
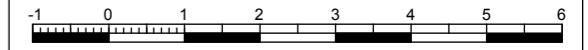


CONDITION 10/11



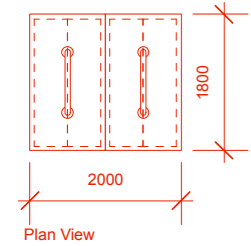
Dwg No. 2TWA Condition 10/11



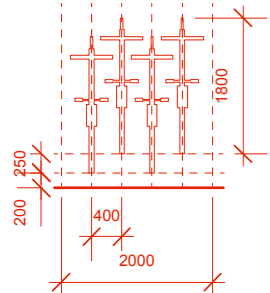
Scale Bar. Scale 1:100 when printed at 100% on A3 paper
Scale 1:50 when printed at 100% on A1 paper

Comparative illustration
Showing 4 No. bicycles parked on a standard 'sheffield' bike Stand, and a similar number of bikes wall mounted.

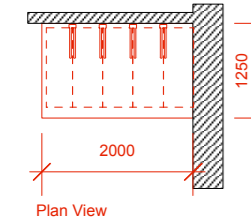
1.0 Sheffield Stand Plan



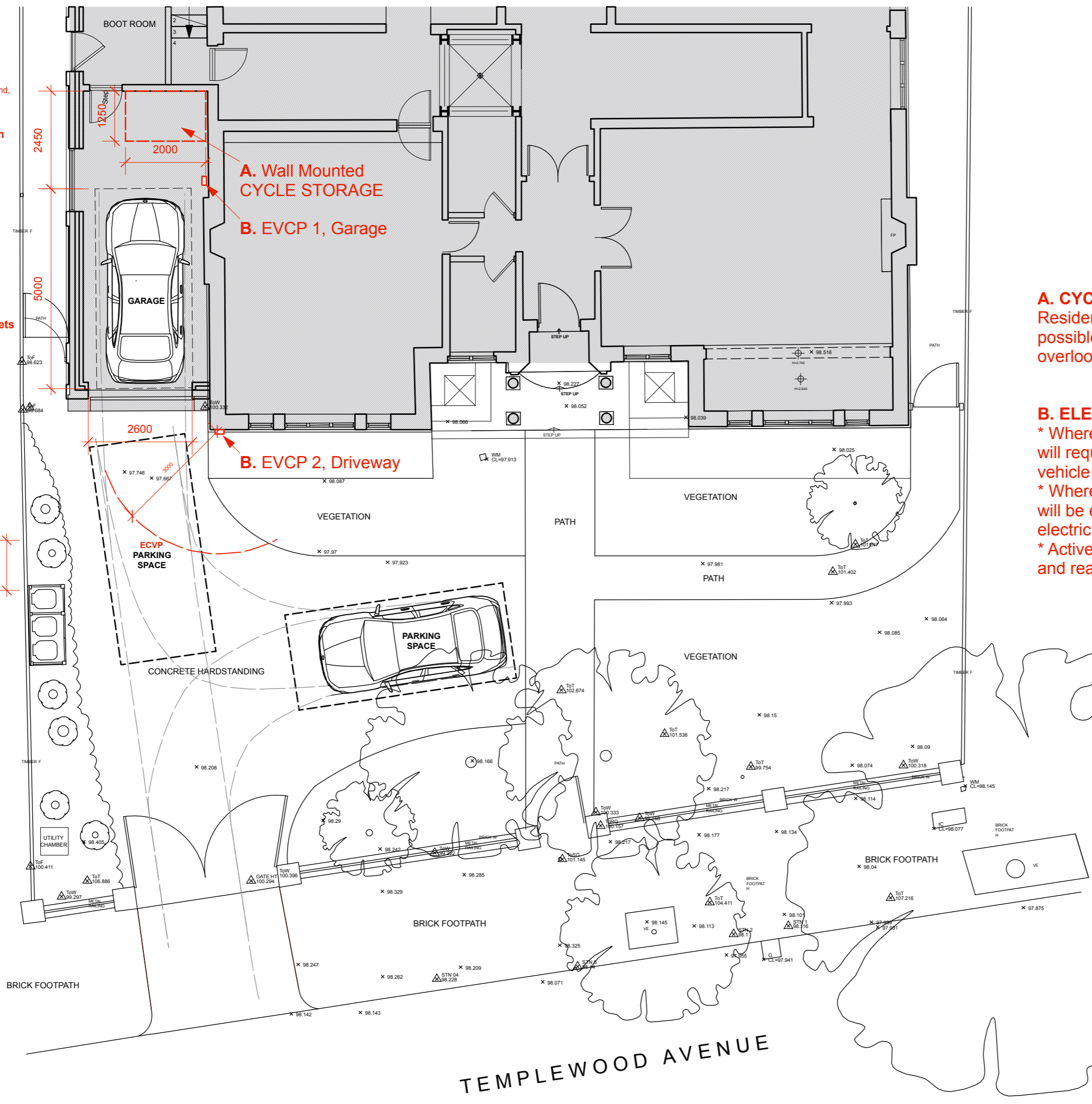
2.0 Wall hanging brackets



Front Elevation



Plan View



A. CYCLE STORAGE

Residents cycle parking to be located internally where possible, via a secure entrance that is well lit and is overlooked.

B. ELECTRIC VEHICLE CHARGING POINT. (EVCP)

- * Where a need for 'new parking' is agreed, the council will require the provision of bays to include electric vehicle charging points (EVCP's)
- * Where onsite car parking has been agreed, applicants will be expected to provide infrastructure to support electric vehicle charging points (EVCP's)
- * Active spaces have charging points that are fully wired and ready to go.

GROUND FLOOR

1:100 Scale

Date: 18/12/23

Time: 11:18:51

File name: 2TWA Conditions / Dec

Simon Templeton BA Arch Dip Arch Dist RIBA
44 Molyneux Street, London W1H 5JD
M. 07768 960 5888 E. s.templeton@btinternet.com

TEMPLEWOOD AVENUE