



**ALLARBORICULTURE**

23 Southernhay Avenue, Bristol, BS8 4TJ

07375110399 | 0800 107 3652

e – [info@allarboriculture.co.uk](mailto:info@allarboriculture.co.uk)

# ARBORICULTURAL IMPACT ASSESSMENT AND METHOD STATEMENT

BS5837:2012

On behalf of:  
Nitin Nayar  
Flat 1, 43 Denning Rd,  
London, NW3 1ST

Prepared by: Kristian  
Chesterman BSc  
(Hons)

Report Reference:  
AAAIA43DE

Report Date:  
29th January 2024



## Contents

Chapters	Content	Page no.
1.0	Instruction	3
2.0	Statement Of Purpose	3
3.0	Associated Documents	3
4.0	Site Description	3
5.0	Vegetation Description	3
6.0	Arboricultural Impact Assessment	4
7.0	Method Statement	5
Appendix 1	Tree Survey Schedule	
Appendix 2	Protection	
Appendix 3	Tree Protection Plan	



## 1.0 Instruction

All Arboriculture has been instructed by Nitin Nayar to undertake a tree survey in accordance with BS5837:2012 *Trees In relation to design, demolition and construction – Recommendations*, and to produce an Arboricultural Impact Assessment, Arboricultural Method Statement and Tree Protection Plan. The instruction was received on the 23rd January 2024. The tree survey was carried out on the 26th January 2024.

## 2.0 Statement of purpose

The purpose of this report is to provide local planning authorities with sufficient arboricultural information to consider the effect of the proposed development on nearby trees, and to demonstrate that trees have been carefully considered throughout the development process. The report includes an arboricultural method statement that describes how work will be undertaken to provide adequate protection of retained trees.

## 3.0 Associated documents and drawings

This report should be read in conjunction with the following documents and drawings:

1. TQRQM24024133033584
2. British Standards Institute - BS5837:2012 *Trees in relation to design, demolition and construction – Recommendations*
3. Tree Protection Plan – AATPP43DE

## 4.0 Site Description

The site is in the urban area of Hampstead and is a garden flat. The site is relatively flat with no abrupt changes in levels. The proposal is the erection of a garden room. The site falls under the jurisdiction of Camden Council and a search on the council's website shows the property is within a conservation area. It was unclear if there are any Tree Preservation Orders close to the site.

## 5.0 Vegetation Description

The vegetation consists of 1 category B tree and 2 Category C groups. Some tree protection measures and working methodology (in accordance with BS 5837:2012) will ensure they are not detrimentally affected during construction.



## 6.0 Arboricultural impact assessment

Table 1: Summary of impacts	
Tree removal	None
Facilitation pruning	None
Demolition within RPA	None
New surfacing within RPA	None
New structures within RPA	G1, T2

**Building construction in relation to tree roots:** No tree removal or facilitation pruning is required for the implementation of the proposed garden room. The use of traditional strip foundations for the garden room could result in root severance, which could result in premature decline of the tree and loss of stability. **Ground screws will be used to avoid large roots with a diameter of 25mm or more. All works within and close to the RPA's of retained trees will be carried out by hand.**

**Building construction in relation to tree crowns:** It is important that sufficient growing space is allowed between the mature crown extent of each tree and the roof edge of the proposed structures. This is to reduce conflicts of interest in the future and to reduce the pressure to prune trees to keep them clear of roofs: A clearance of two metres from the mature tree crown is generally considered acceptable which is the case with this proposal.

**Tree root and canopy protection:** The RPA (Root protection area) of the retained tree should be protected during the development phase with heras fencing to ensure heavy machinery is not operated, or materials stored within the rooting area. This can be detrimental to the trees, causing soil compaction and root die back. The protection of the RPA and canopy spread is detailed in the Arboricultural Method Statement below.

**Special surfacing:** I do not consider special surfacing to be warranted.

**Materials delivery, storage and handling:** Materials should not be handled or stored within the RPAs of retained trees; the load exerted can result in soil compaction and leachate from spills can be toxic to trees.



**Surface drains, soakaways and services:** It is important that services, surface drains and soakaways avoid the RPAs of retained trees as roots can be damaged during trench excavations. The location of services should therefore be agreed with the local planning authority prior to the development phase commencing.

**Shading:** The shading effects of trees should be taken into consideration when locating fenestration. Where structures are located too close to trees and to the north of them, the shade cast by the trees may prompt requests to fell or prune in the future and is therefore not encouraged by local planning authorities.



## 7.0 Arboricultural Method Statement

**Implementation and phasing of the proposed development:** Prior to any building work commencing on site, a meeting will be held with the tree consultant and site manager present. During the meeting details regarding the location of heras fencing and ground protection will be discussed and a time to reconvene in order to assess the heras fencing and ground protection will be agreed. The schedule of events during the development phase will be as follows:

Heras fencing and ground protection will be installed as indicated in plan AATPP43DE.

During the development phase, the arboricultural consultant will be notified and asked to supervise any excavating within the RPA of retained trees.

**Tree protection barriers:** Protective fencing will be installed prior to the commencement of any development activity and will be retained in the positions shown on the tree protection plan (AATPP43DE.). The fencing will be to the BS 5837:2012 'Trees in relation to design, demolition and construction – recommendations' (section 6.2) i.e. preformed galvanised steel mesh panels ('Heras' or similar) facings on a driven braced scaffold pole framework. It will be retained at the locations shown until construction is completed. It may be moved or removed only with notice to and consent from the local planning authority.

**Ground protection:** Temporary ground protection to be installed within RPA's of T1, and should be capable of supporting pedestrian movements only, a single thickness of scaffold boards placed either on top of a driven scaffold frame, so as to form a suspended walkway, or on top of a compression-resistant layer (e.g. 100 mm depth of wood chip), laid onto a geotextile membrane.

**Storage and handling of materials:** This site has sufficient space for materials to be stored and handled.

**Contractors Parking:** There is sufficient space on 43 Denning Road for parking.

**Welfare Facilities:** Toilets and hand washing facilities shall be made available within the property.



**Surface drains, soak aways and services:** RPAs will be avoided in the drainage design however, in the unlikely event that existing cables need to be unearthed within an RPA, the method for doing so will accord with the recommendations in the NJUG Publication: Volume 4: Issue 2: 16/11/2007: Guidelines for the planning, installation and maintenance of utility apparatus in proximity to trees. Trenches will be dug by hand and any roots over 2.5cm in diameter will be retained undamaged. Smaller roots may be cut back to the proximal face with a clean, sharp pair of secateurs. The trench backfill around the roots shall be a granular material that can be compacted to the point where it can bear the new surfacing without subsiding but without abrasion of tree roots and without raising the soil bulk density to the point where root growth cannot take place. Should it be necessary, this operation will be overseen by the project arboriculturist.

**Supervision:** The project arboriculturist will attend the site to inspect the heras fencing and ground protection and ensure that it has been laid out as prescribed in the method statement and meets the requirements of BS5837:12. It is the responsibility of the site manager to inform the arboricultural consultant when inspections are required for example, when heras fencing is ready to be inspected.

**Tree works:** At the time of writing this report, no pruning works are required to enable the planning permission to be implemented.

**Tree planting:** It is respectfully suggested that if additional tree planting is required then this should be secured through an appropriately worded planning condition.



## Sequencing of Works

Site clearance of a light nature  
Main construction phase  
Hard and soft landscaping  
Removal of all non-essential equipment  
Landscaping hard and soft (if required)  
Completion

## Contacts

### **Architect and Agent:**

Name: Lucia Pflucker Architecture Ltd  
Tel:  
E: [mail@luciapflucker.com](mailto:mail@luciapflucker.com)

### **Arboricultural Consultant:**

Name: K Chesterman  
Tel: 07375110399  
E: [info@allarboriculture.co.uk](mailto:info@allarboriculture.co.uk)



# APPENDIX 1 - Tree Schedule Schedule

Tree No	Species	Height (m)	Trunk Diameter (cm)	Crown spread (m)		Crown height above ground (m)	Life stage	General observations	BS 5837 cat	Root protection area (m)
G1	Bay <i>Laurus nobilis</i>	7	30	2	3	3	Early Mature	Off site group. Previously reduced.	C	3.6
				3	2					
2	Lime <i>Tilia × europaea</i>	18	68	6	4	5	Early Mature	Off site tree. Previously reduced.	B	8.1
				4	4					
G3	Birch <i>Betula utilis jacquemontii</i>	9	20	2	2	4	Early Mature	Off site group. No significant defects.	C	2.4
				2	2					



## APPENDIX 1 - Tree Schedule Schedule

### Survey Key

#### Diameter (mm)

Stem diameter in millimetres measured at 1.5m above ground level. Where the stem is divided below 1.5m, measurement is taken as directed by BS:5837 Annex C.

#### RPA - Root Protection Area

RPA circle radius is determined from Annex D of BS:5837. R- Radius

#### A – Area

#### Branch Spread (m)

Radial crown spread in metres, measured for each of the four cardinal points of the compass from the centre of the trunk.

N E  
W S

#### Low branches

Height above ground in metres of the lowest branch and use of the 4 cardinal points of the compass.

#### Age class

(NP) Newly planted – a tree within 3 years after planting

(Y) Young – a tree within its first one third of life expectancy

(EM) Early Mature – a tree within its second third of life expectancy

(M) Mature – a tree in its final one third of life expectancy

(OM) Over Mature – a tree having reached its maximum life span and is declining in health and size due to old age

(V) Veteran – a tree in the second or mature stage of its life and has important wildlife and habitat features including; hollowing or associated decay fungi, holes, wounds and large dead branches.

(A) Ancient – a tree in the ancient or third and final stage of their life that is of interest biologically, aesthetically or culturally because of its age, size and condition



#### Physiological Condition

GOOD – a tree in a healthy condition with no significant problems

FAIR – a tree generally in good health with some problems that can be remediated POOR – a tree in poor health with significant problems that can't be remediated DEAD – a tree without sufficient live material to sustain life

#### Structural Condition

An assessment of the structural/safe condition of the tree categorised into:

GOOD – a tree in a safe condition with no significant defects

FAIR – a tree in a safe condition at present but with defects or with significant defects that can be remediated POOR – a tree with significant defects that can't be remediated.

EC - Estimated remaining contribution in years (based on the species and its current condition)

<10 Up to 10 years

10+ 10 years or more

20+ 20 years or more

40+ 40 years or more

Category (Tree quality assessment)

Category U – Tree in poor condition that cannot realistically be retained for longer than 10 years

Category A – Trees of high quality

Category B – Trees of moderate quality Category

C – Trees of low quality

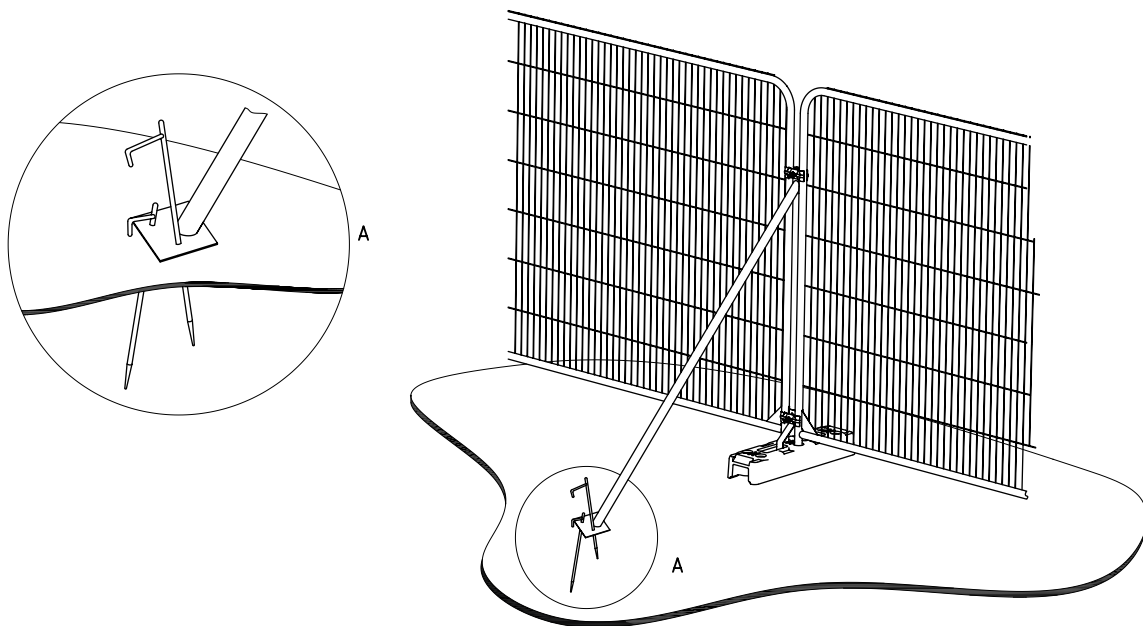


## APPENDIX 2 – Protective Fencing

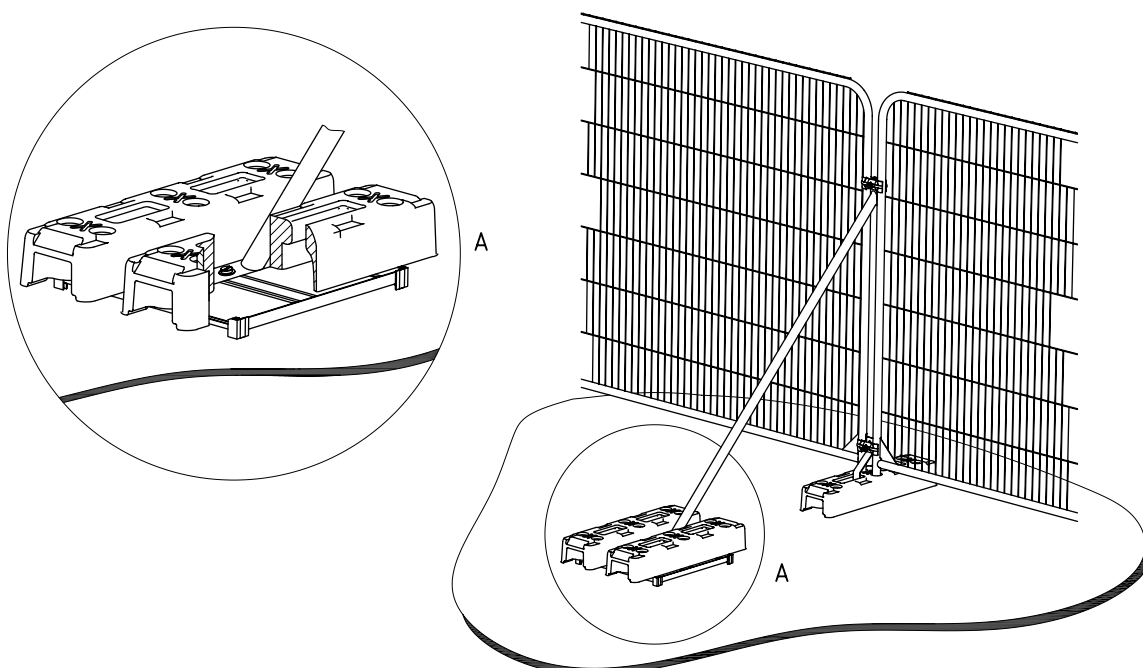
Protective fencing should be erected before any construction commences on site. It should also be in position to protect important trees prior to demolition.

Protective fencing should stay in position until all construction activity has finished.

'Fencing should be established at the minimum distance set out in British Standard 5837:2012 *'Trees in relation to design, demolition and construction - Recommendations'*. Excavations should not encroach into the fence position and it is appropriate to keep at least 0.5m between the fence and any changes in level.



a) Stabilizer strut with base plate secured with ground pins



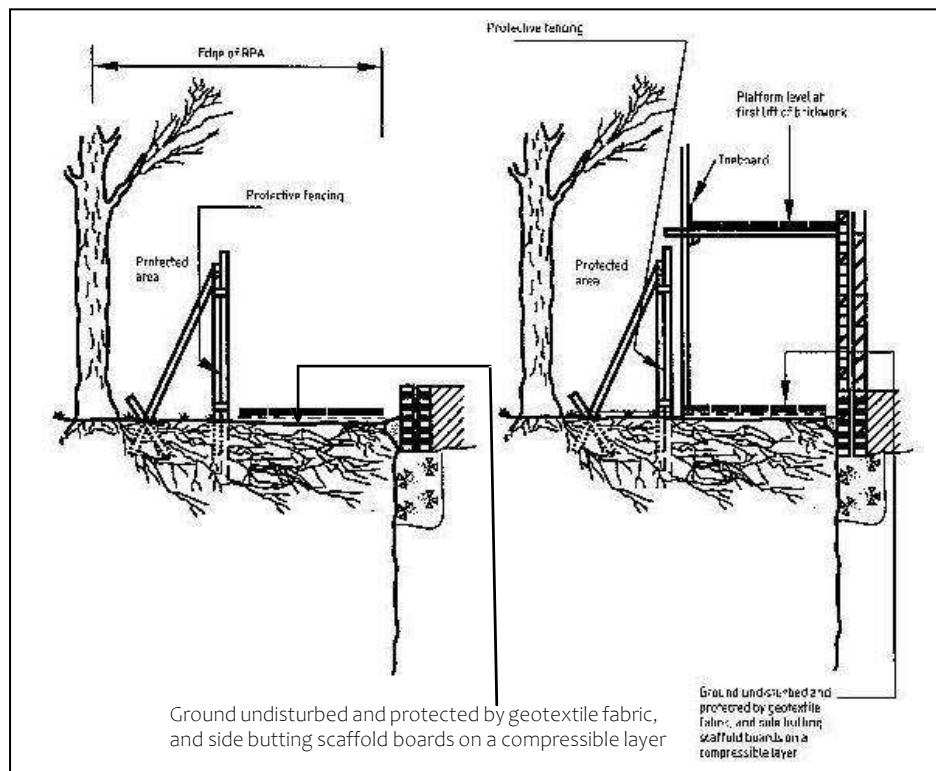
b) Stabilizer strut mounted on block tray



## APPENDIX 2 – Ground protection

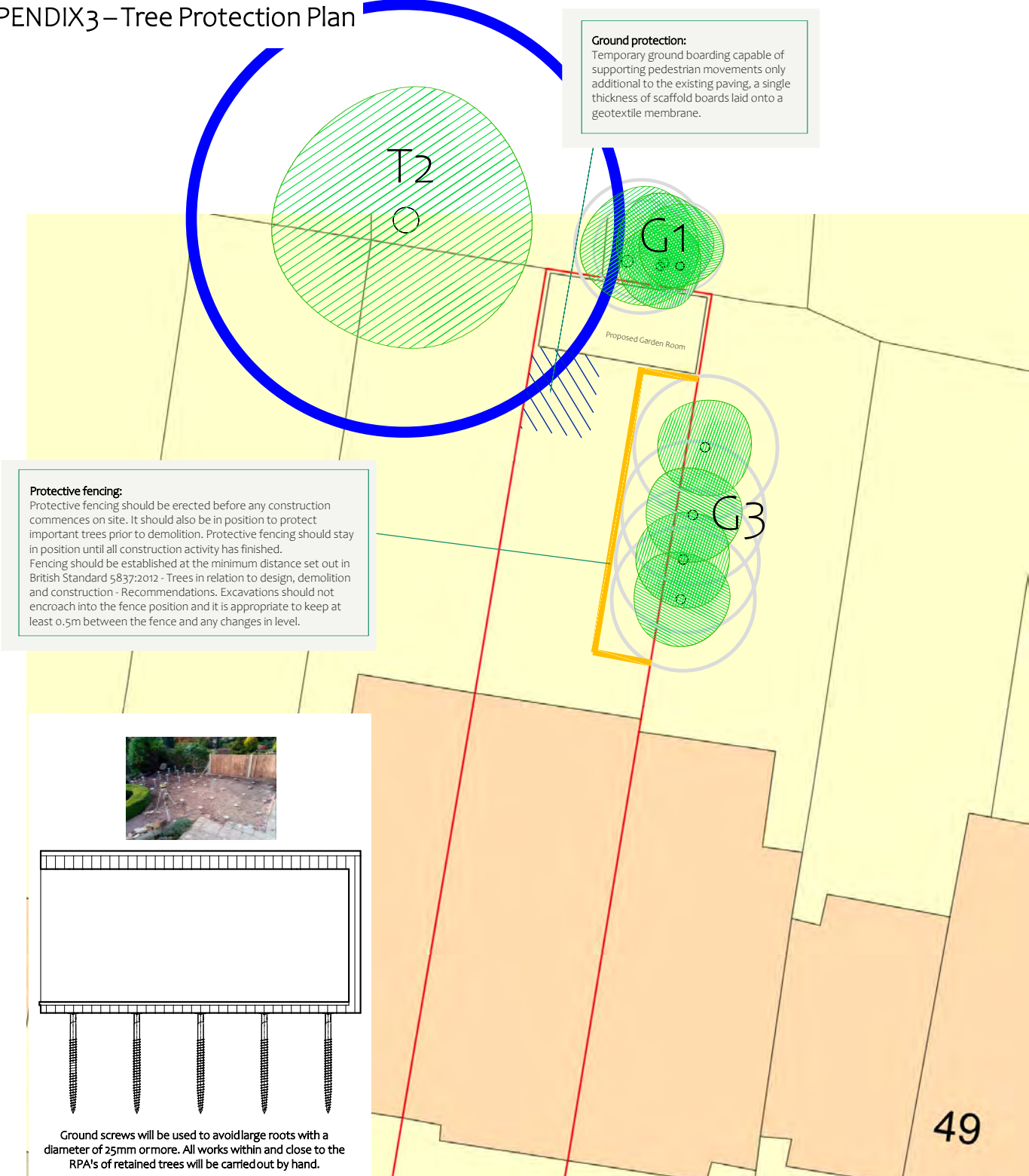
Where ground protection measures are necessary, they can be provided by laying a geotextile mat onto the existing ground level and adding to this compressible materials, such as bark mulch or sharp sand to form a safe, level surface. Onto this surface is laid scaffold boards which become the working surface for the duration of the construction phase.

Where scaffolding is proposed above the area requiring protection the footway can be suspended above ground level using the upright scaffold poles onto which horizontal supports can be attached and then boards used to form the footway surface. A geotextile mat should be laid on the ground beneath to prevent contamination from materials dropped through the footway.



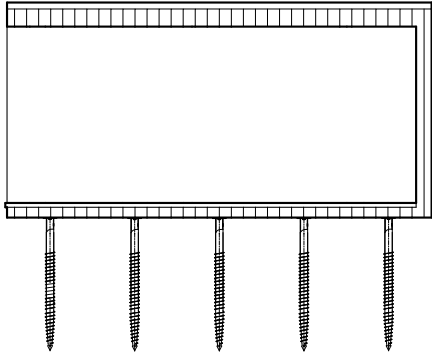


APPENDIX3 – Tree Protection Plan

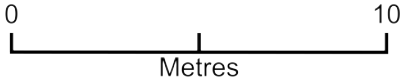


**Ground protection:**  
Temporary ground boarding capable of supporting pedestrian movements only additional to the existing paving, a single thickness of scaffold boards laid onto a geotextile membrane.

**Protective fencing:**  
Protective fencing should be erected before any construction commences on site. It should also be in position to protect important trees prior to demolition. Protective fencing should stay in position until all construction activity has finished. Fencing should be established at the minimum distance set out in British Standard 5837:2012 - Trees in relation to design, demolition and construction - Recommendations. Excavations should not encroach into the fence position and it is appropriate to keep at least 0.5m between the fence and any changes in level.



Ground screws will be used to avoid large roots with a diameter of 25mm or more. All works within and close to the RPA's of retained trees will be carried out by hand.



RPA for  
Cat A\* tree

RPA for  
Cat B\* tree

RPA for  
Cat C\* tree

RPA for  
Cat U\* tree

Tree Canopy

Material storage

Heras Fencing

Ground Protection

A north arrow pointing up.

All Arboriculture  
23 Southernhay Avenue  
Bristol  
BS8 4TJ

ALLARBORICULTURE

Client: Nitin Nayar  
Consultant: Kristian Chesterman

Site: Flat 1, 43 Denning Rd,  
London, NW3 1ST

Title: Tree Protection Plan

Scale at A4	Date:	Document Ref.
1:200	29/01/2024	AATPP43DE