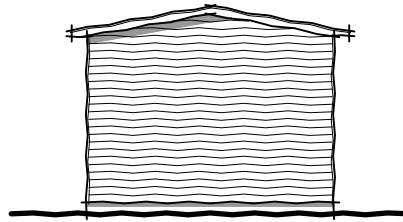


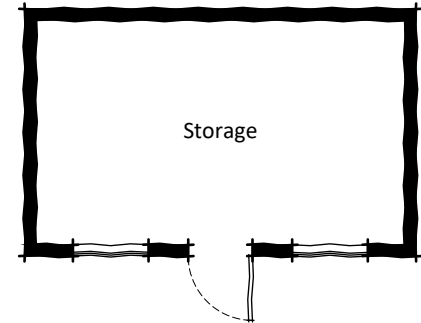
Front Elevation

as existing




Side Elevation

as existing



Floor Plan

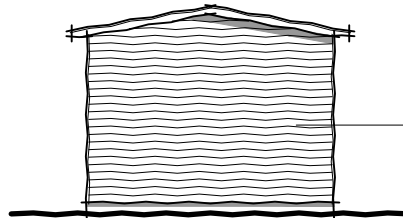
as existing



Rear Elevation

as existing

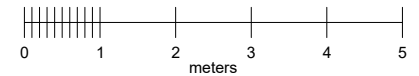
Felt roof
finish.



Side Elevation

as existing

painted timber
boarding (green).



Issued for:

PLANNING

Project/Client:

Garden Shed to the rear of
12a Cavendish Road
London

Project No:

0660

Dwg No: Rev:
0001 -

Scale:
1:100 @ A4

Drawing:

Floor Plan & Elevations
as Existing

North:



Drawn By: Date:
PJA 01/2024

Checked By: Date:
PJA 01/2024

ASHENDEN
a a l ARCHITECTURE