

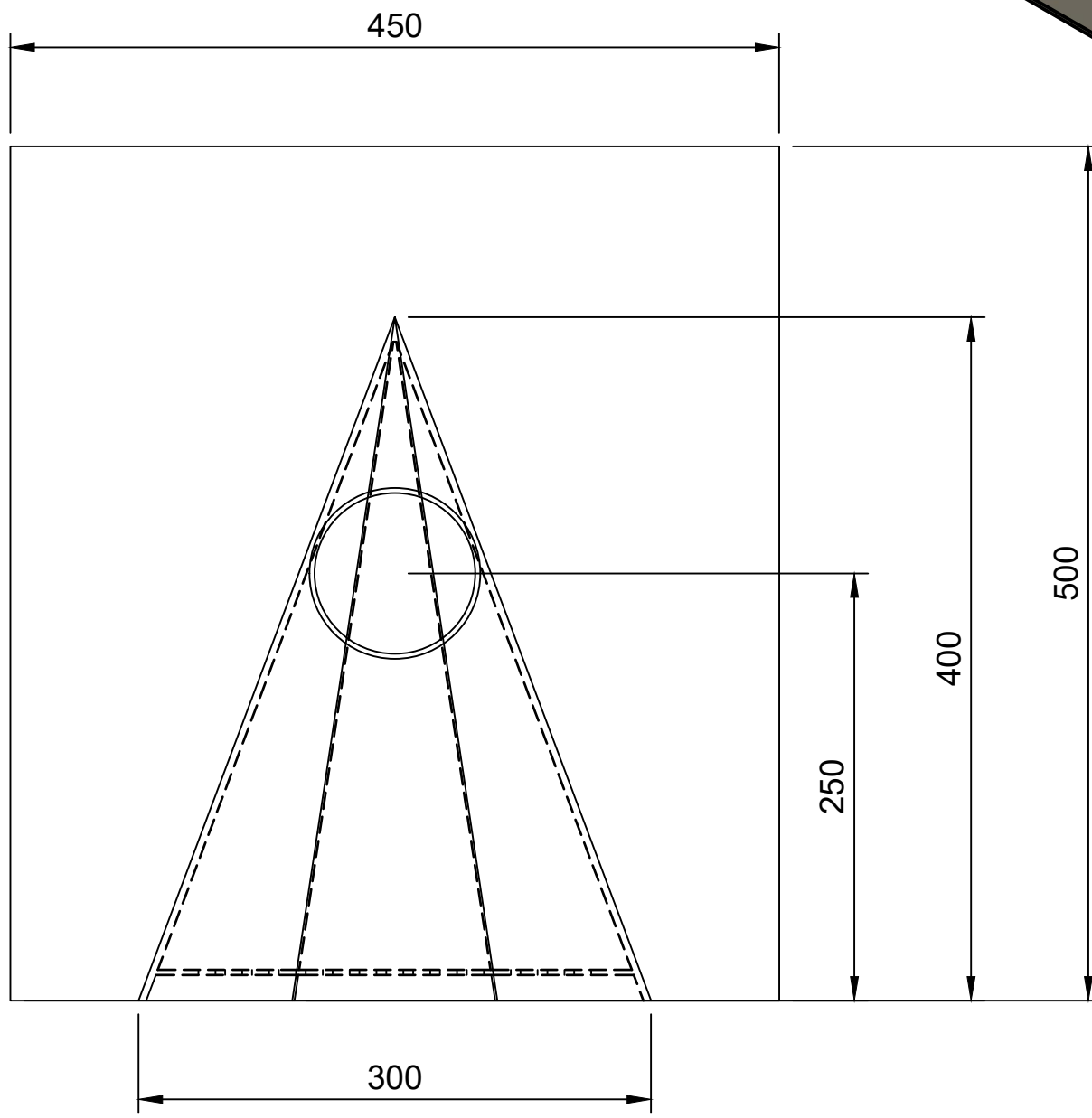
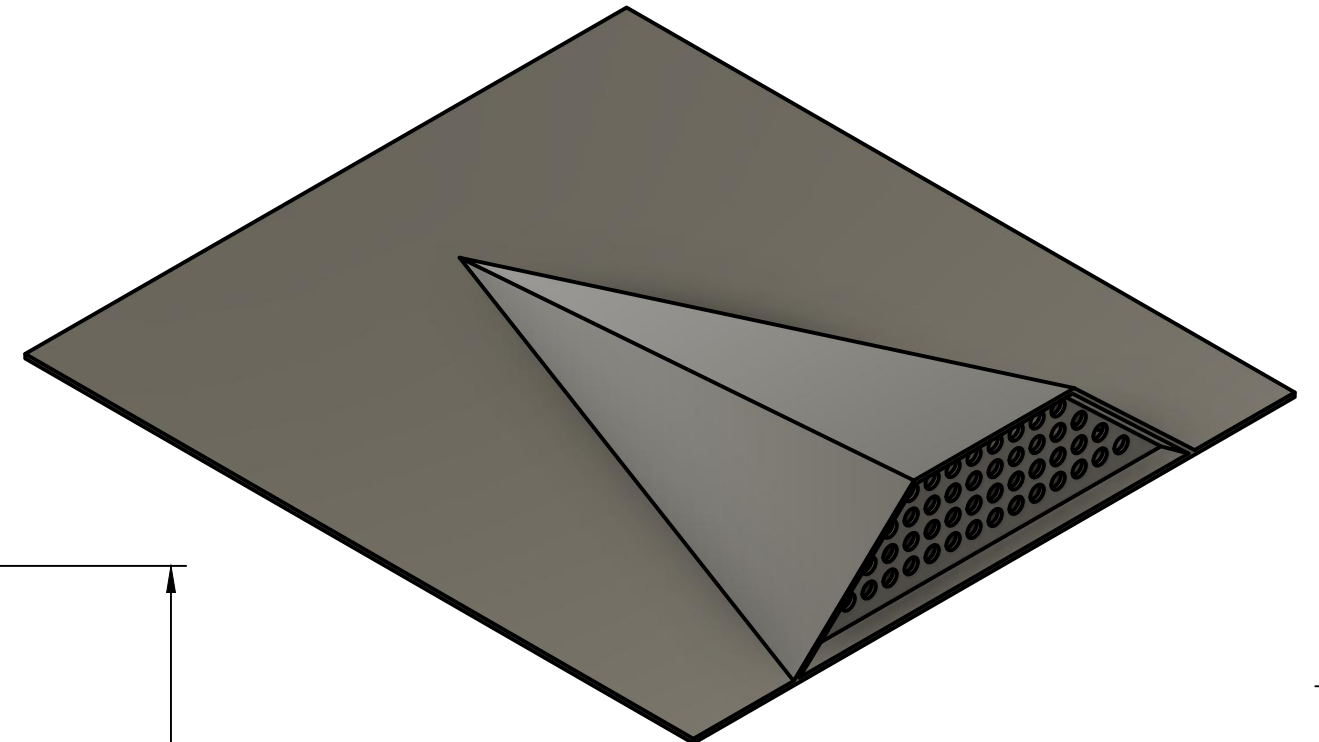
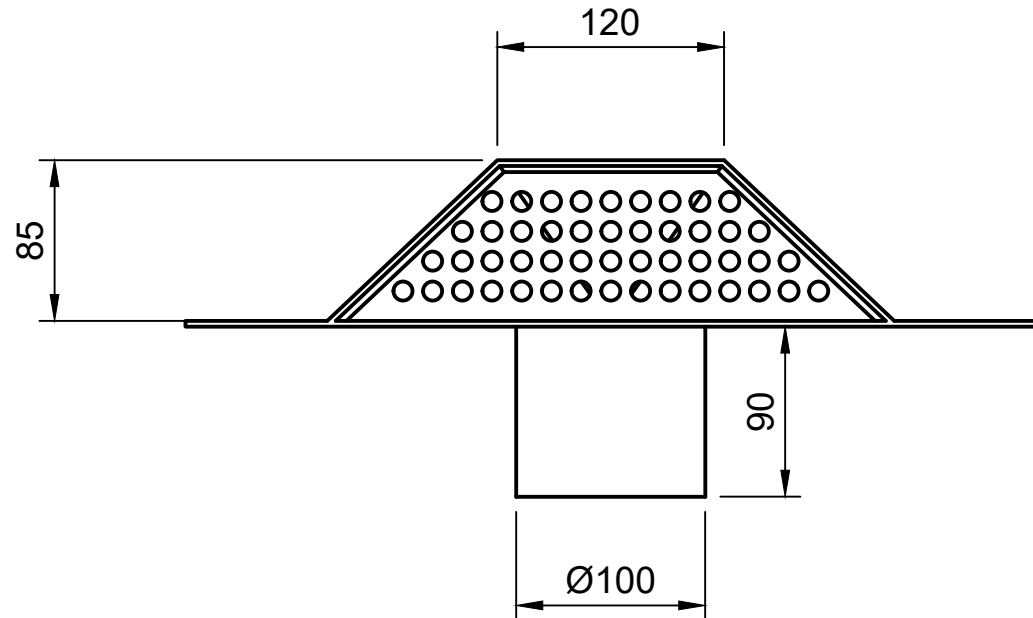
Appendix 5

Pitched roof replacement including new cast iron downpipes.

Extract from proposed Schedule of Works / Specification

A5	Pitched Roof			
	<u>Removal</u>			
A5.1	- Carefully remove existing rolltop ridge tiles, clean, removing any mortar and set aside for re-use.		1.00	item
A5.2	- Remove existing slate roof coverings and set aside for later re-use.		181.56	m ²
A5.3	- Peel back existing lead flashings at gable abutment		21.36	m
A5.4	- Allow Provisional Quantity for the removal for ACM slates; disposal.		100.00	nr
A5.5	- Allow Provisional Sum for the removal and disposal of decayed timber sarking board		1.00	PS
	<u>Reinstatement</u>			
A5.6	- Felt underlay stapled with stainless steel staples to existing sarking boards; Vent 3 Classic Breather Membrane Roof Felt BBA Approved or similar BBA approved equal. 25mm x 50mm battens pressure treated battens Graded to BS5534		181.56	m ²
A5.7	- Relay previously set aside slate roof tiles fixed with copper nails; Slates to be graded and laid with minimum head and side lap of 75mm; Lay a double course of slates at the eaves, with a minimum 75mm overhang; All replacement slate to be reclaimed Welsh slate.		181.56	m ²
A5.8	- Eaves support trays in Anthracite Grey		34.60	m
A5.9	- Allow for the supply only of reclaimed Victorian roll top ridge tiles in terracotta to pitch to match existing; Allow Prime Cost of buying £25 per tile.		5.00	nr
A5.10	- Install previously set aside Roll Top ridge tiles in 1:6 sand cement mortar mix.		17.00	m

A5.11	Rub down, prime and 2 coats of metal paint to "Witches Hat" ventilation duct.		
A5.12	Replacement code 5 leadwork to "Witches Hat" along ridge all in accordance with Lead Sheet training Academy guidelines.	1.00	item
A5.13	Allow for the supply only of reclaimed Victorian roll top ridge tiles in terracotta to pitch to match existing; Allow Prime Cost of buying £25 per tile.		
A5.14	Reinstate leadwork flashing at the gable brickwork abutment		
A5.15	Allow PROVISIONAL SUM for isolated leadwork repairs to the lead clad dormer roofs (£300 each x 6nr)	1.00	PS
A5.15	Form opening to the timber sarking board and supply and install flat top lead vents to be installed 3 courses of tile below the ridge to allow cross ventilation within the roof void. s. Apply two costs patanation oil. Purchase vents from: Leadworx Unit 4 Seabase, Treloggan Ind Est, Newquay, Cornwall, TR7 2SX E: info@leadworx.com; T: 07472 086690; www.leadworx.com	4.00	nr



Created by S.B	26/04/2019	Approved by Leadworx	26/04/2019
Document type Dynamic Edge Innovation	Document status Compl		
Title Lead flat top roof vent	DWG No. 02		
Dimensions in mm	Rev. 2	Date of issue 03/05/19	Sheet 1/1

