

---

**GATTI PARK – KINGS CROSS CENTRAL**

**DEVELOPMENT ZONE R**

**HARD LANDSCAPE MATERIAL PALETTE**

---

Prepared in support of:

**Kings Cross Central Limited Partnership**

---

<b>Report no:</b>	ALD949-RP-901
<b>ALD Project Ref:</b>	ALD949/23
<b>Document Revision:</b>	P01
<b>Current Issue Date:</b>	5 <sup>th</sup> February 2024
<b>Original Issue Date:</b>	5 <sup>th</sup> February 2024
<b>Status:</b>	Planning

---

**Prepared by:**  
Applied Landscape Design Ltd  
Falcon House, Telford Road  
Bicester, Oxfordshire, OX26 4LD  
Tel: 01869 249776



## INTRODUCTION

## SECTION ONE

1.1 This report is prepared in support of the detailed design and technical pack being prepared for procurement and construction of Gatti Park, Kings Cross Central in relation to hard landscape materials, furniture and finishes.

1.2 The information within this report is intended to discharge the hard landscape elements relating to the planning condition outlines below (Condition 2) as part of Planning Application Ref: 2010/0389/P – *Development Zone R, Kings Cross*

*Full details of the design and layout of the York Way Recreation Space shall be provided prior to any works on this aspect of the development commencing. Such details to include a design strategy; details including samples where appropriate of materials, finishes, play equipment, seating, hard and soft landscaping and boundary treatments. A samples board of the approved materials shall be retained on site for the duration of the relevant works and the development shall not proceed other than in accordance with the details thus approved.*

*Reason: In order to fully comply with the requirements of the Revised Development Specification of the Kings Cross Central Outline Planning Permission (2004/2307/P) and in the interests securing a well designed and attractive play space that is safe and accessible to all in accordance with policies SD1, SD6, and B1 of the London Borough of Camden Replacement Unitary Development Plan 2006.*

1.3 A general Arrangement and detail drawings corresponding to the materials proposed is appended to the end of this document.

1.4 Revision record

P01: First Issue

Issued by: JM (ALD)

Date: 05<sup>th</sup> February 2024

## SUMMARY OF MATERIALS

## SECTION TWO

CODE	MATERIAL	LOCATION	PRODUCT (or equivalent approved)
<b>PAVING MATERIALS / SURFACES</b>			
3.1	Clay Paving – Colour 1	Central pathway (main colour)	Siena - Hague Cream - WF by Wienerberger
3.2	Clay Paving – Colour 2	Central pathway (inset stretcher course)	Mastiek- WF by Wienerberger
3.3	Pre-cast Concrete Paving	Upper levels to park	Bespoke mix to match units in R4 – Urbastyle
3.4	Cast in-situ Concrete Slab	Main concrete areas	Engineer Specification
3.5	Cast in-situ Concrete Slab – skate area	Sunken skate area – base slab	Engineer Specification
3.6	Shotcrete – in-situ – to skate elements	Banked / transitioned skate elements	Engineer Specification
3.7	Yorkstone Corduroy Tactile Paving	At park entrances	Diamond Sawn Scoutmoor Sandstone Paving by Marshalls
3.8	Timber Decking	To Shade Structure	FSC Durability Class 1 - Cumaru / Lauro Itaouba
<b>EDGES / PLANTER UPSTANDS / BOUNDARIES</b>			
4.1	Corten Edges – 150mm Wide	As planter / concrete edge upstands	Kinley Systems (or equal approved)
4.2	Corten Edge – 6mm Wide	As planter / concrete edge upstands	Kinley Systems (or equal approved)
4.3	Metal Edge / Gravel Margin	Against building facades	6mm Thick metal edge – Kinley / As approved & 15-30mm Royal White Granite gravel by Hardscape or equal and approved
<b>METALWORK – MANHOLE COVERS</b>			
5.1	Manhole covers	Within Hard Landscape Finishes	Kent Stainless (or as approved)

---

**FURNITURE**

---

6.1	Platform Lift	North west corner of Q2	EasyLift by the Platform Lift Company
6.2	Balustrade & Handrail	North west corner of Q2	To contractors design
6.3	Timber Bench	North east corner of Q2	Parkbank 'Neue Weisen' Timber Bench
6.4	Drinking Fountain	Inset to corner of Harrier Street	Atlantida Drinking Fountain by Santa & Cole
6.5	Feeder Pillar	Inset to corner of Harrier Street	CFP350 MaxiPillar by Charles Endirect
6.6	Basketball Hoop	Sunken skate/basketball area	RNS by Ceeplay
6.7	Steps & Nosing	Sunken skate/basketball area	In-situ concrete – nosings by AATI
6.8	Information Sign	North west corner of Q2	SignDesign (or as approved)

---


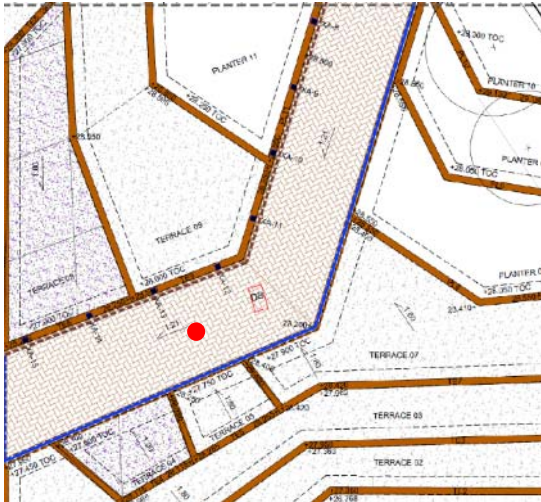
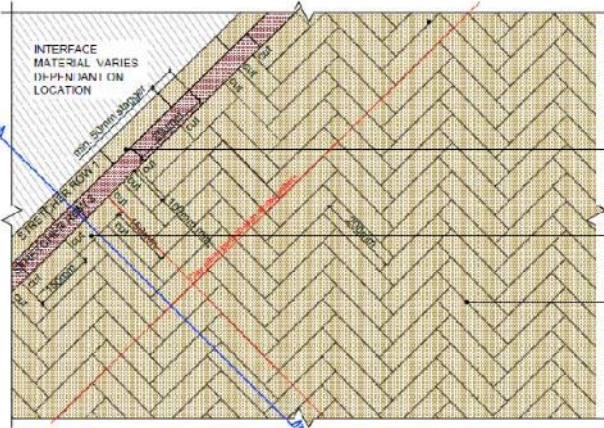
**BOUNDARY TREATMENTS**


---


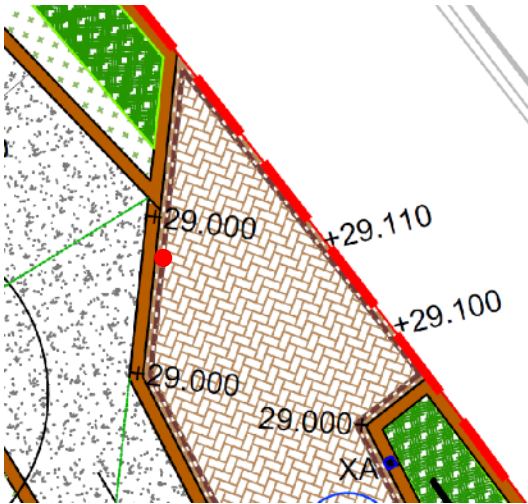

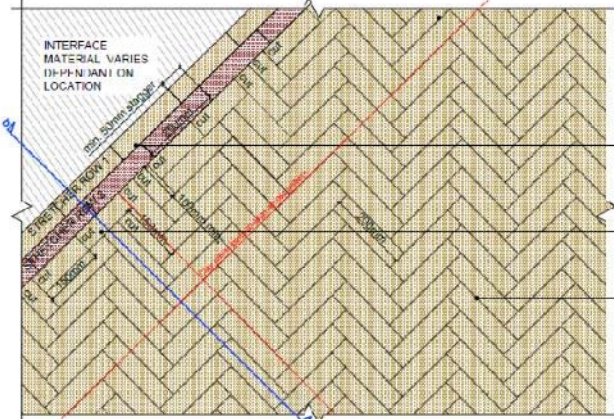
7.1	Existing Vehicle barrier	East boundary	Existing barrier
-----	--------------------------	---------------	------------------

**SCHEDULE OF HARDWORKS FINISHES – HARD SURFACING**

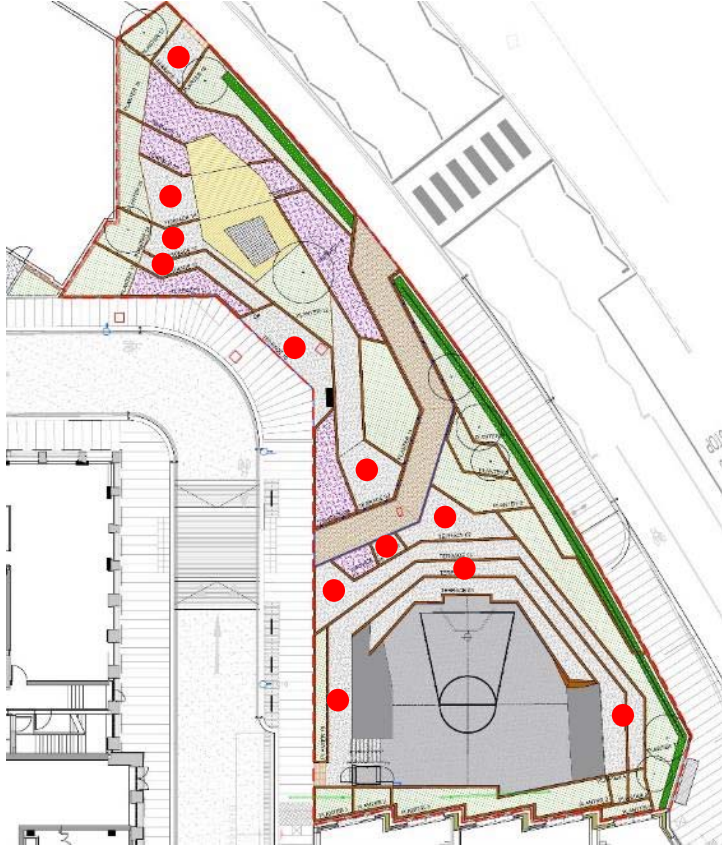

**SECTION THREE**

Item ref	Summary	Description	Specified Supplier	Image
<p><b>3.1</b> <b>Clay Paving</b> <b>Colour 1</b></p>	<p>Clay Paving Main Colour  Through central pathway</p>	<p>Siena - Hague Cream - WF by Wienerberger                      Colour: Buff                      Size: 200(l) x 50(w) by 85(d)mm                      Laying Pattern: Herringbone bond. Continuous pattern to flow through central pathway – aligned 90 degrees to longest corten edge at upper section of pathway                      Jointing: Butt sand jointing – to manufacturers recommendation                      Finish: Sanded                      Mock-up / sample location:                      Units as installed with R4 gardens</p>	<p><b>Supplier:</b> Wienerberger   <b>Address:</b> A-Wienerberger House, Brooks Drive, Cheadle Royal Business Park, Cheadle, Cheshire SK8 3SA  <b>Web page:</b> <a href="https://www.wienerberger.co.uk/product-range/paver/wf-siena.html">https://www.wienerberger.co.uk/product-range/paver/wf-siena.html</a>   <b>Email address:</b> <a href="mailto:Lisa.wilde@Wienerberger.com">Lisa.wilde@Wienerberger.com</a>   <b>Telephone number:</b> 0161 491 8200   <b>Proposed Location ref:</b></p>	 <p>Siena - Hague Cream - WF by Wienerberger</p>   <p>CLAY PAVERS COLOUR 1: 200mm LONG x 48mm WIDE x 85mm DEPTH CLAY PAVER, SIENA (HAGUE CREAM) WF BY WIENERBERGER OR EQUIV. (M1) &amp; (M1) (H1) LAID TO HERRINGBONE PATTERN TO ENSURE JOINTS LINE THROUGH.</p> <p>NOTE: COLOUR VARIES DEPENDANT ON LOCATION</p> <p>2 COURSE STRETCHER COURSE ADJACENT TO BUILDING FACADE, PLANTERS AND DIFFERING PAVING MATERIALS. STRETCHER ROW 1 - SIENA (HAGUE CREAM), STRETCHER ROW 2 - MASTIEK.</p> <p>PAVING PATTERN ADJUSTMENT TO PREVENT SMALL CUTS</p> <p>BUTT SAND JOINTING TO MANUFACTURERS RECOMMENDATION</p> <p>NOTE: PAVING TO BE PARALLEL WITH ADJACENT EDGES</p> <p>DETAIL 013: TYPICAL DETAIL SHOWING CLAY PAVERS PAVING PATTERN COLOUR 1 1:10 @ A3</p> <p><b>Detail Ref:</b> ALD949_LD701</p>

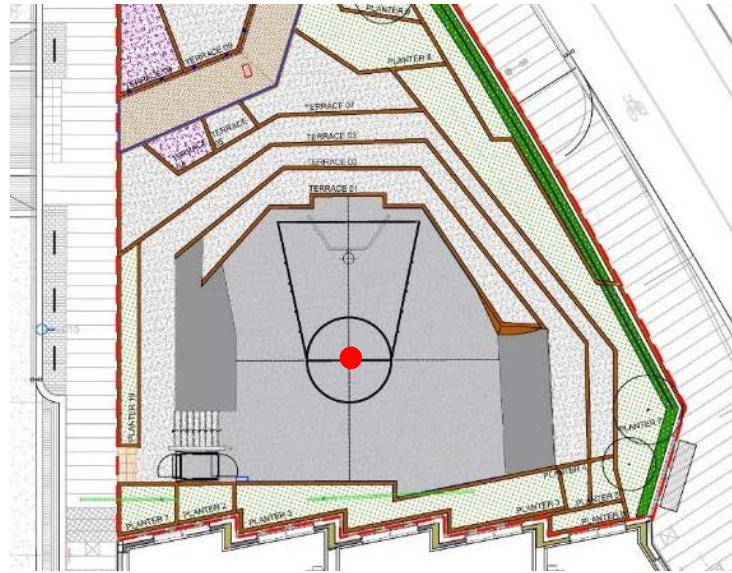
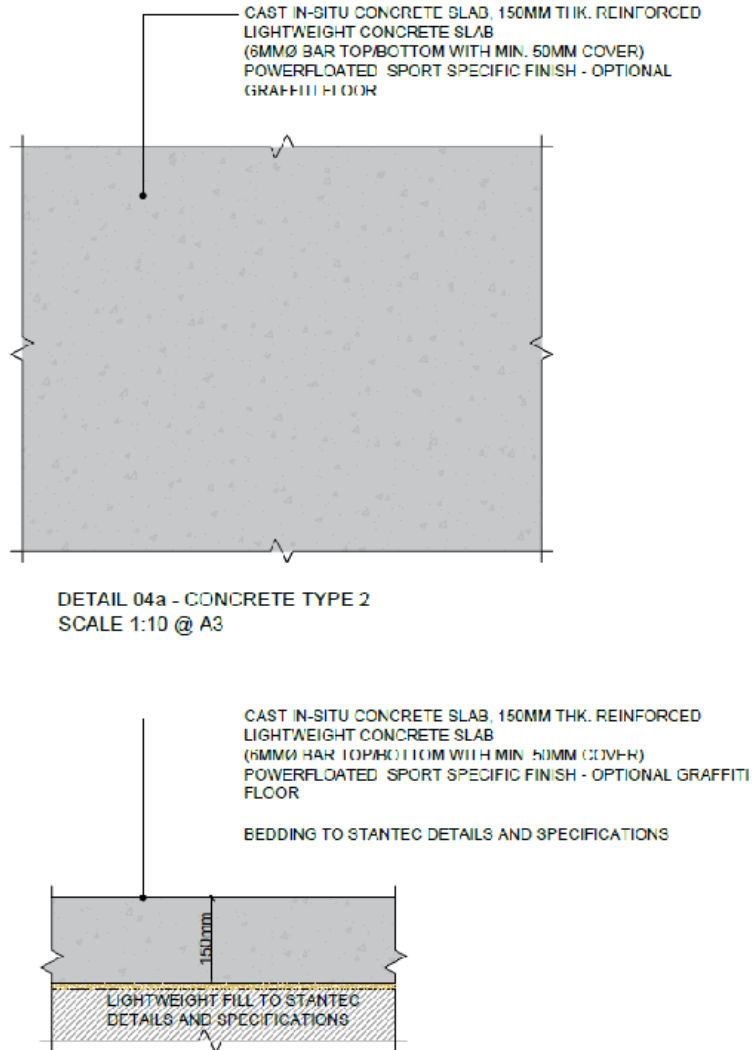



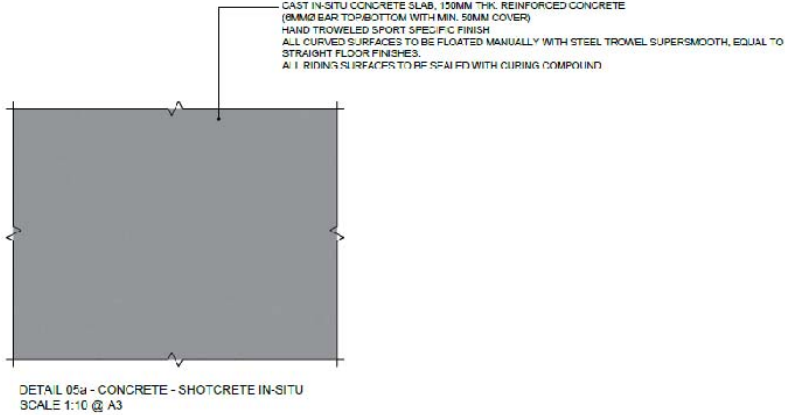
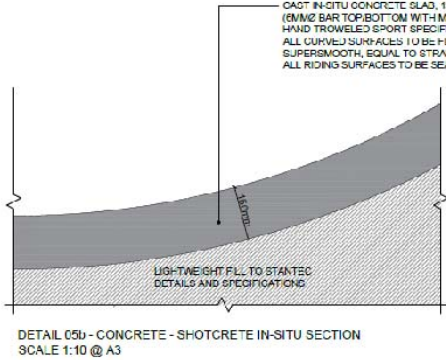

<p><b>3.2</b> <b>Clay Paving</b> <b>Colour 2</b></p>	<p>Clay Paving Inset Stretcher course colour</p> <p>Through central pathway</p>	<p>Mastiek - WF by Wienerberger</p> <p>Colour: Brown Multi</p> <p>Size: 200(l) x 50(w) by 85(d)mm</p> <p>Laying Pattern: Single stretcher inset to main colour stretcher.</p> <p>Jointing: Butt sand jointing – to manufacturers recommendation</p> <p>Finish: Sanded</p> <p><u>Mock-up / sample location:</u> Units as installed with R4 gardens</p>  <p>Inset stretcher course as installed with R4 gardens – note main colour stretcher course to outer edge</p>	<p><b>Supplier:</b> Wienerberger</p> <p><b>Address:</b> A-Wienerberger House, Brooks Drive, Cheadle Royal Business Park, Cheadle, Cheshire SK8 3SA</p> <p><b>Web page:</b> <a href="https://www.wienerberger.co.uk/product-range/paver/wf-siena.html">https://www.wienerberger.co.uk/product-range/paver/wf-siena.html</a></p> <p><b>Email address:</b> <a href="mailto:Lisa.wilde@Wienerberger.com">Lisa.wilde@Wienerberger.com</a></p> <p><b>Telephone number:</b> 0161 491 8200</p> <p><u>Proposed Location ref:</u></p>  <p>Stretcher course inset to entire pathway area against all edges including entrances from York Way and Harrier Street</p>	 <p>Mastiek - WF by Wienerberger</p>  <p>CLAY PAVERS COLOUR 1: 200mm LONG x 40mm WIDE x 85mm DEPTH CLAY PAVES, SIENA (HAGUE CREAM) WF BY WIENERBERGER OR F-DJIA ANI A-PH-1(VH) LAID TO HERRINGBONE PATTERN TO ENSURE JOINTS LINE THROUGH.</p> <p>NOTE: COLOUR VARIES DEPENDANT ON LOCATION</p> <p>2 COURSE STRETCHER COURSE ADJACENT TO BUILDING FACADE, PLANTERS AND DIFFERING PAVING MATERIALS. STRETCHER ROW 1 - SIENA (HAGUE CREAM), STRETCHER ROW 2 - MASTIEK.</p> <p>PAVING PATTERN ADJUSTMENT TO PREVENT SMALL CUTS</p> <p>BUTT SAND JOINTING TO MANUFACTURERS RECOMMENDATION</p> <p>NOTE: PAVING TO BE PARALLEL WITH ADJACENT EDGES</p> <p>DETAIL 013: TYPICAL DETAIL SHOWING CLAY PAVERS PAVING PATTERN COLOUR 1 1:10 @ A3</p> <p><u>Detail Ref:</u> ALD949_LD701</p>
--	---	--	---	---

<p><b>3.3</b> <b>Pre-cast Concrete Paving</b></p>	<p>Decorative concrete units – prefabricated off site.</p> <p>Installed to areas typically at northern end of park</p> <p>To match units installed within R4 gardens</p>	<p>Precast reinforced concrete units – decorative concrete</p> <p>Pre-cast concrete units – Urbastyle</p> <p>160mm Thick - Plan sizes vary – detailed layout to be provided as part of fabrication drawing approval</p> <p>3mm Chamfer to all top exposed edges</p> <p>Inset stone mix to urbastyle specification – to be confirmed as matching the units previously supplied for R4 courtyard</p> <p><u>Mock-up / sample location:</u></p> <p>Units as installed with R4 gardens</p> 	<p><b>Supplier:</b> Urbastyle</p> <p><b>Address:</b> Parc Industriel de Tournai Ouest 2 - 16, rue des Sablières, 7503 Tournai (Belgium)</p> <p><b>Web page:</b> <a href="https://www.urbastyle.com/en/contact">https://www.urbastyle.com/en/contact</a></p> <p><b>Email address:</b> <a href="mailto:info@urbastyle.com">info@urbastyle.com</a></p> <p><b>Telephone number:</b> +32 (0)69 67 26 26</p> <p><u>Proposed Location ref:</u></p> 	 <p>Units installed within R4 – Urbastyle to confirm mix and provide samples to match</p>  <p>Detail Ref: ALD949_LD702</p>
---	--	---	---	---

<p><b>3.4</b> Cast in-situ Concrete Slab</p>	<p>To other concrete paths / raised terraces</p>	<p>150mm reinforced concrete slab – to Stantec specification. Cast in situ. Colour concrete grey, no additional pigments Finish power-floated PTV min. 45</p> <p><u>Mock-up / sample location:</u> 300mm x 300mm sample to be held on site</p> <p><u>Proposed Location ref:</u></p> 	<p><b>Supplier:</b> Contractor to provide</p>	 <p>DETAIL 03a - CONCRETE TYPE 1 SECTION SCALE 1:10 @ A3</p> <p>DETAIL 03b - CONCRETE TYPE 1 SECTION SCALE 1:10 @ A3</p> <p><b>Detail Ref:</b> ALD949_LD703</p>
--	--	---	---	---



<p><b>3.5</b> Cast in-situ Concrete Slab</p>	<p>To sunken skate / basketball area</p>	<p>150mm reinforced concrete slab – to Stantec specification. Cast in situ.</p> <p>Colour concrete grey, no additional pigments</p> <p>Finish power-floated</p> <p>Finish: supersmooth, sealed with curing compound, finish suitable to take artwork</p> <p><u>Mock-up / sample location:</u> 300mm x 300mm sample to be held on site</p> <p><u>Proposed Location ref:</u></p> 	<p><b>Supplier:</b> Contractor to provide</p>	 <p>CAST IN-SITU CONCRETE SLAB, 150MM THK. REINFORCED LIGHTWEIGHT CONCRETE SLAB (6MMØ BAR TOP/BOTTOM WITH MIN. 50MM COVER) POWERFLOATED SPORT SPECIFIC FINISH - OPTIONAL GRAFFITI FLOOR</p> <p>DETAIL 04a - CONCRETE TYPE 2 SCALE 1:10 @ A3</p> <p>CAST IN-SITU CONCRETE SLAB, 150MM THK. REINFORCED LIGHTWEIGHT CONCRETE SLAB (6MMØ BAR TOP/BOTTOM WITH MIN. 50MM COVER) POWERFLOATED SPORT SPECIFIC FINISH - OPTIONAL GRAFFITI FLOOR</p> <p>BEDDING TO STANTEC DETAILS AND SPECIFICATIONS</p> <p>150MM</p> <p>LIGHTWEIGHT FILL TO STANTEC DETAILS AND SPECIFICATIONS</p> <p>DETAIL 04b CONCRETE TYPE 2 SCALE 1:10 @ A3</p> <p><u>Detail Ref:</u> ALD949_LD703</p>
--	--	--	---	---

<p><b>3.6</b></p> <p>Shotcrete In-situ</p>	<p>Shotcrete – in-situ – to skate elements</p>	<p>150mm reinforced concrete (shotcrete) slab – to Stantec specification. Cast in situ.</p> <p>Colour concrete grey, no additional pigments</p> <p>Finish: hand-troweled sport specific finish, supersmooth – equal to level floor finishes</p> <p><u>Mock-up / sample location:</u> 300mm x 300mm sample to be held on site</p> <p><u>Proposed Location ref:</u></p> 	<p><b>Supplier:</b> Contractor to provide.</p> <p>Recommended specialist to prepare skate elements, shotcrete and finish.</p>	 <p>CAST IN-SITU CONCRETE SLAB, 150MM THK, REINFORCED CONCRETE (8MM/2 BAR TOP/BOTTOM WITH MIN. 50MM COVER) HAND TROWELED SPORT SPECIFIC FINISH ALL CURVED SURFACES TO BE FLOATED MANUALLY WITH STEEL TROWEL SUPERSMOOTH, EQUAL TO STRAIGHT FLOOR FINISHES. ALL RIDING SURFACES TO BE SEALED WITH CURING COMPOUND.</p> <p>DETAIL 05a - CONCRETE - SHOTCRETE IN-SITU SCALE 1:10 @ A3</p>  <p>CAST IN-SITU CONCRETE SLAB, 150MM THK, REINFORCED CONCRETE (8MM/2 BAR TOP/BOTTOM WITH MIN. 50MM COVER) HAND TROWELED SPORT SPECIFIC FINISH ALL CURVED SURFACES TO BE FLOATED MANUALLY WITH STEEL TROWEL SUPERSMOOTH, EQUAL TO STRAIGHT FLOOR FINISHES. ALL RIDING SURFACES TO BE SEALED WITH CURING COMPOUND.</p> <p>LIGHTWEIGHT FILL TO STANTEC DETAILS AND SPECIFICATIONS</p> <p>DETAIL 05b - CONCRETE - SHOTCRETE IN-SITU SECTION SCALE 1:10 @ A3</p> <p><u>Detail Ref: ALD949_LD704</u></p>  <p>Example image shotcrete skate ramp – hand trowelled supersmooth finish</p>
--	--	---	---	---

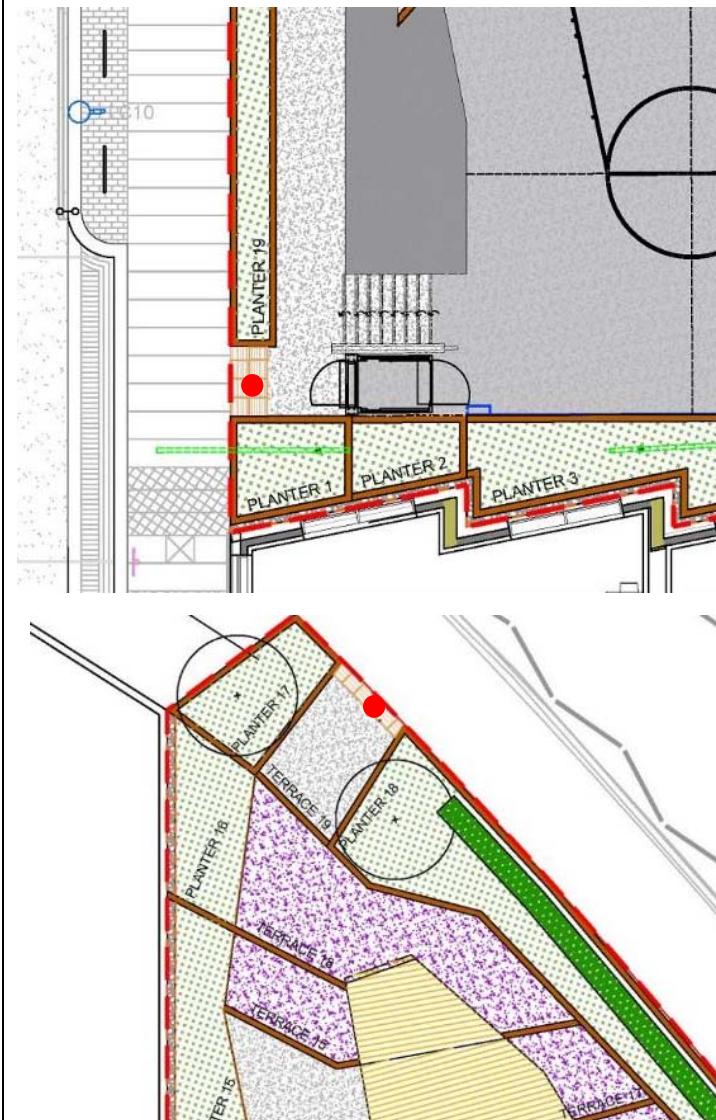
**3.7**  
Yorkstone  
Corduroy  
Tactile Paving

Tactile corduroy paving – at park entrances from Harrier Street (SW of site) and York Way (NE of site)

Tactile paving – Corduroy  
Colour: Buff (Crosland Hill)  
Size: 400 x 400mm by 60mm thick  
Laying Pattern: Double row  
Jointing: 6mm proprietary mortar joint – to match  
Finish: Diamond sawn

Mock-up / sample location:  
Single unit to be held on site

Proposed Location ref:



**Supplier:**  
Johnsons Wellfield Ltd

**Address:**  
Crosland Hill  
Huddersfield  
West Yorkshire  
HD4 7AB

**Web page:**  
<https://www.johnsons-wellfield.co.uk/crosland-hill/>

**Email address:**  
[sales@johnsons-wellfield.co.uk](mailto:sales@johnsons-wellfield.co.uk)

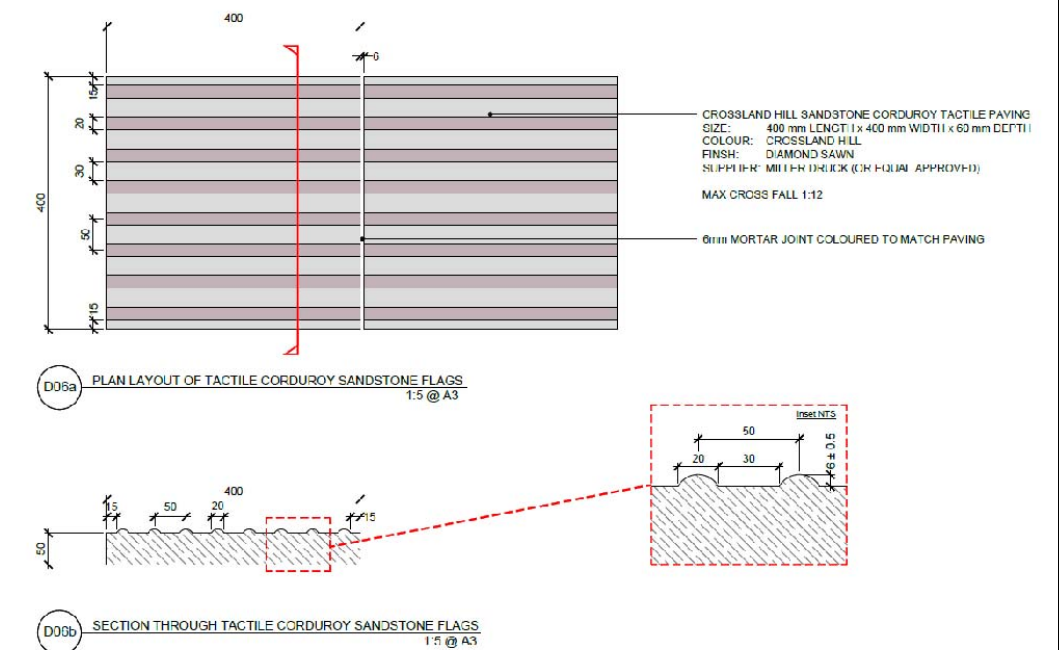
**Telephone number:** 01484 652311



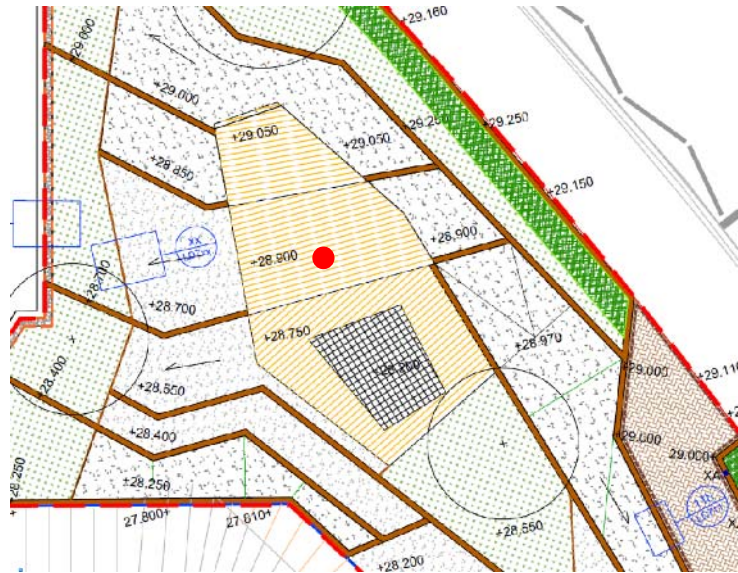

Form reference image (colour / material not as proposed)



Crosland Hill sandstone swatch



Detail Ref: ALD949\_LD705

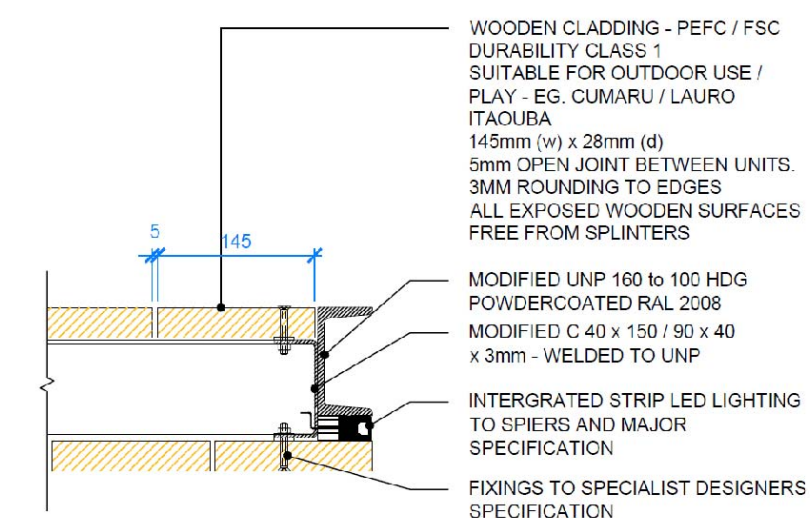
<p><b>3.8</b></p> <p>Timber Decking</p>	<p>Timber decking to shade structure</p>	<p>Timber decking – shade structure surface</p> <p>PEFC / FSC durability class 1</p> <p>Suitable for outdoor use / play - eg. Cumaru / Lauro itaouba or Thermoash</p> <p>Colour: Natural</p> <p>Size: 145mm(w) x 28mm thick</p> <p>Jointing: 5mm open joints between units</p> <p>Finish: Free from splinters</p> <p>3mm rounding to all edges</p> <p><u>Mock-up / sample location:</u></p> <p>Single unit to be held on site</p> <p><u>Proposed Location ref:</u></p>  <p><b>NOTE:</b></p> <p>Double carborundum strip to the 2no. step/level changes on the shade structure – colour orange / RAL 2005 to match steel structure</p>	<p><b>Supplier:</b></p> <p>Contractor to source – shade structure forms CDP item</p> 
---	--	--	---



Thermoash decking image example



Cumaru decking image example




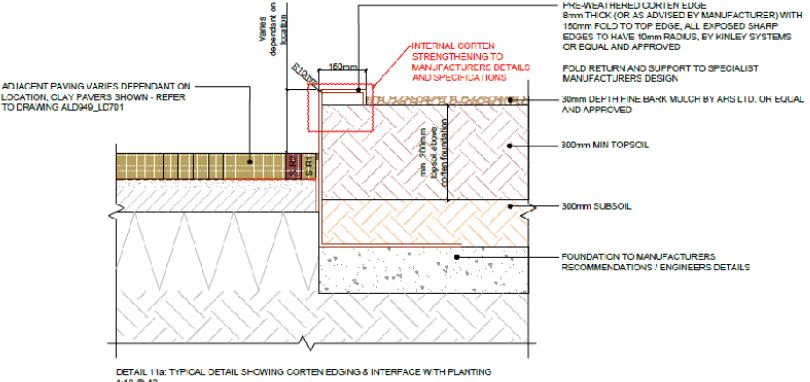
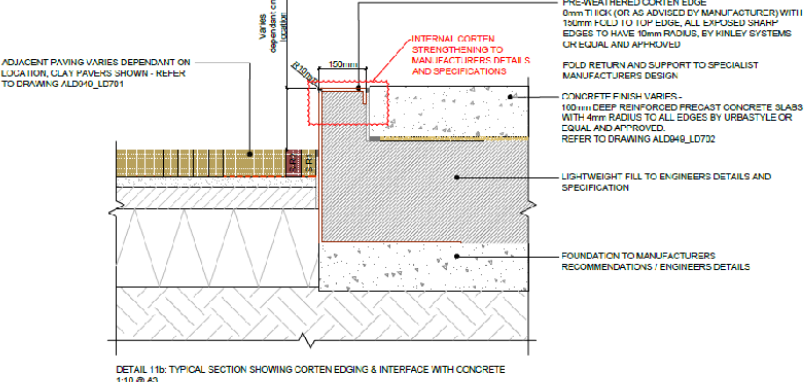


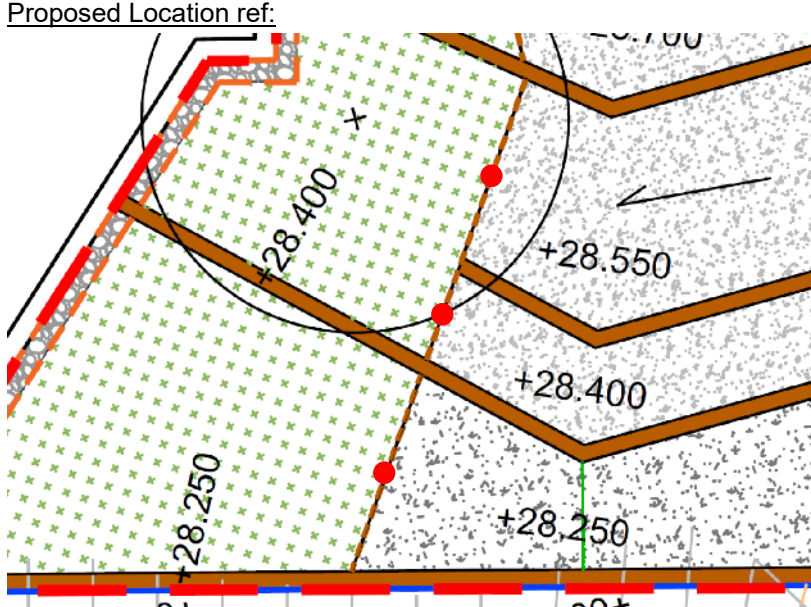

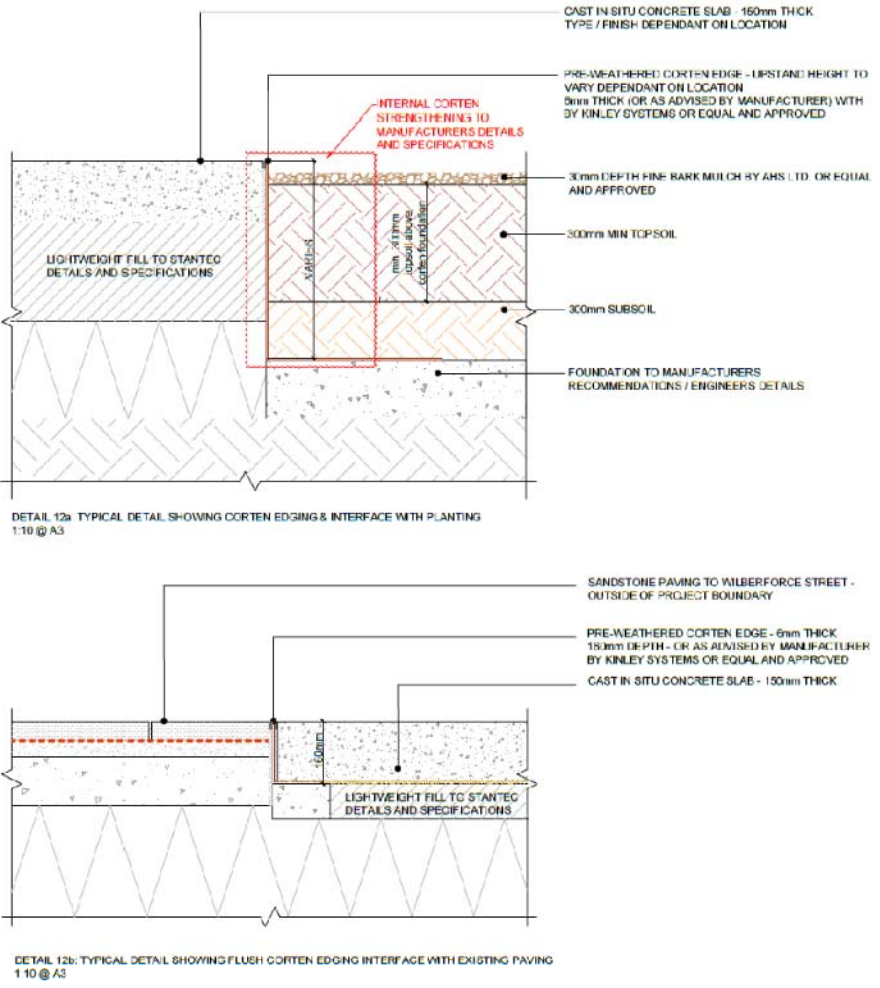
D35d SHADE STRUCTURE TOP EDGE DETAIL  
1.5 @ A1


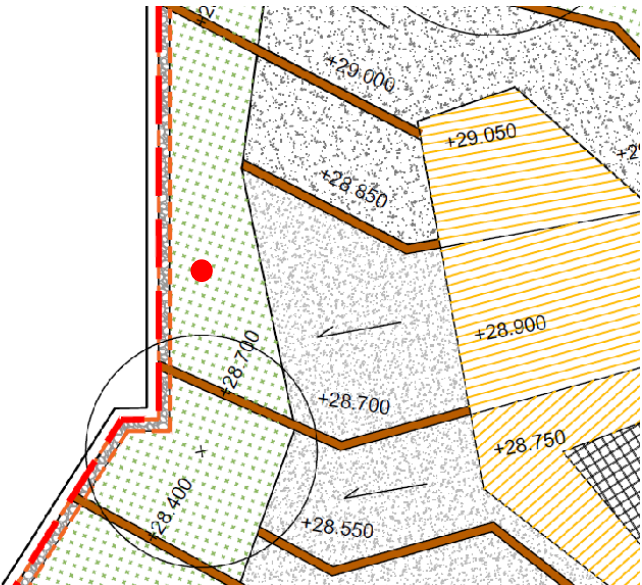
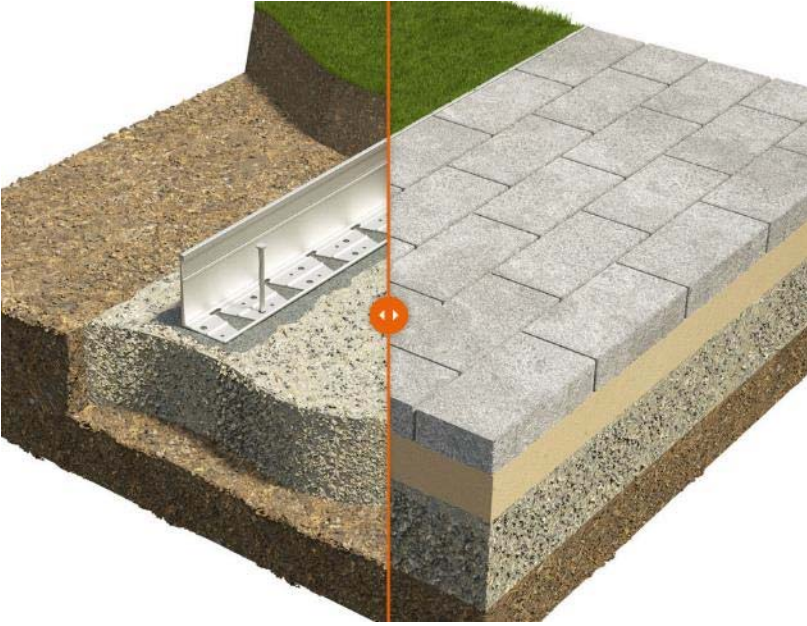
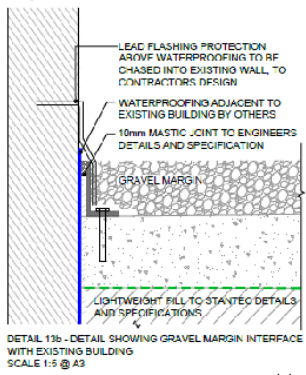
Detail Ref: ALD949\_LD735

**SCHEDULE OF HARDWORKS FINISHES – EDGES / PLANTER UPSTANDS / BOUNDARIES**

**SECTION FOUR**





Item ref	Summary	Description	Specified Supplier	Image
<p><b>4.1</b> Corten Edges – 150mm Wide</p>	<p>Corten Edges – Concrete / planter upstands 150mm Wide fold to top</p>	<p>Corten edges – 150mm wide folded top &amp; 150mm downstand– To match those within R4 courtyard</p> <p>Colour: Corten Finish: Pre-weathered Size: 8mm Thick (or as advised by manufacturer) 150mm fold to top edge. All exposed sharp edges to have 10mm radius.</p> <p>Overall height varies dependant on location. Contractor to provide fabrication drawings in line with sizes / lengths required.</p> <p>Where angled corners occur – joints to be set away from corner / edge.</p> <p><u>Mock-up / sample location:</u> R4 courtyard installed units</p>  <p><u>Proposed Location ref:</u></p> 	<p><b>Supplier:</b> Kinley Systems (or as approved)</p> <p><b>Address:</b> Kinley Innovation Centre, Paddock, Marley Lane Business Park, Battle, East Sussex, TN33 0RE</p> <p><b>Web page:</b> <a href="https://www.kinley.co.uk/">https://www.kinley.co.uk/</a></p> <p><b>Email address:</b> <a href="mailto:sales@kinley.co.uk">sales@kinley.co.uk</a></p> <p><b>Telephone number:</b> 01580 830688</p>	 <p>R4 courtyard installed units</p>  <p>DETAIL 11a: TYPICAL DETAIL SHOWING CORTEN EDGING &amp; INTERFACE WITH PLANTING 1:10 @ A3</p>  <p>DETAIL 11b: TYPICAL SECTION SHOWING CORTEN EDGING &amp; INTERFACE WITH CONCRETE 1:10 @ A3</p> <p>Detail Ref: ALD949_LD711</p>

<p><b>4.2</b> Corten Edges – 6mm Wide</p>	<p>Corten Edges – Concrete / planter upstands 6mm Wide Flush to adjacent paving</p>	<p>Corten edges – 6mm wide Colour: Corten Finish: Pre-weathered Size: 6mm Thick (or as advised by manufacturer) Overall height varies dependant on location. Contractor to provide fabrication drawings in line with sizes / lengths required. Where angled corners occur – joints to be set away from corner / edge.  <u>Mock-up / sample location:</u>  Straight length 1m long to be held on site  <u>Proposed Location ref:</u> </p>	<p><b>Supplier:</b> Kinley Systems (or as approved)  <b>Address:</b> Kinley Innovation Centre, Paddock, Marley Lane Business Park, Battle, East Sussex, TN33 0RE <b>Web page:</b> <a href="https://www.kinley.co.uk/">https://www.kinley.co.uk/</a>  <b>Email address:</b> <a href="mailto:sales@kinley.co.uk">sales@kinley.co.uk</a>  <b>Telephone number:</b> 01580 830688</p>	 <p>Design intent / precedent - note typically edge is flush with concrete surface adjacent raised up from soft landscape</p>  <p><b>DETAIL 12a: TYPICAL DETAIL SHOWING CORTEN EDGING &amp; INTERFACE WITH PLANTING</b> 1:10 @ A3</p> <ul style="list-style-type: none"> <li>CAST IN SITU CONCRETE SLAB - 150mm THICK TYPE / FINISH DEPENDANT ON LOCATION</li> <li>PRE-WEATHERED CORTEN EDGE - UPRIGHT HEIGHT TO VARY DEPENDANT ON LOCATION 6mm THICK (OR AS ADVISED BY MANUFACTURER) WITH BY KINLEY SYSTEMS OR EQUAL AND APPROVED</li> <li>INTERNAL CORTEN STRENGTHENING TO MANUFACTURERS DETAILS AND SPECIFICATIONS</li> <li>30mm DEPTH FINE HARK MULCH BY HAYS LTD. OR EQUAL AND APPROVED</li> <li>300mm MIN TOPSOIL</li> <li>300mm SUBSOIL</li> <li>FOUNDATION TO MANUFACTURERS RECOMMENDATIONS / ENGINEERS DETAILS</li> </ul> <p><b>DETAIL 12b: TYPICAL DETAIL SHOWING FLUSH CORTEN EDGING INTERFACE WITH EXISTING PAVING</b> 1:10 @ A3</p> <ul style="list-style-type: none"> <li>SANDSTONE PAVING TO WILBERFORCE STREET - OUTSIDE OF PROJECT BOUNDARY</li> <li>PRE-WEATHERED CORTEN EDGE - 6mm THICK 15mm DEPTH - OR AS ADVISED BY MANUFACTURER BY KINLEY SYSTEMS OR EQUAL AND APPROVED</li> <li>CAST IN SITU CONCRETE SLAB - 150mm THICK</li> <li>LIGHTWEIGHT FILL TO STANTEC DETAILS AND SPECIFICATIONS</li> </ul> <p>Detail Ref: ALD949_LD712</p>
---	---	---	--	--

<p><b>4.3</b> Metal Edge / Gravel Margin</p>	<p>Metal edge and gravel maintenance margin – at building facades</p> <p>To match those installed to R4 courtyard against building facade</p>	<p>Aluminium Metal Edge – Flush</p> <p>Colour: Natural</p> <p>Size: 6.5mm Wide x 100mm depth</p> <p>Finish: Mill</p> <p>To match installed units in R4 against building facade</p> <hr/> <p>Gravel margin - 15-30mm royal white granite gravel to 75mm depth by Hardscape or equal and approved.</p> <p><u>Mock-up / sample location:</u> Installed edge and gravel to R4 façade – R4 Courtyard</p>  <p><u>Proposed Location ref:</u></p>  <p>Note: Gravel margin also occurs against Q2 facade</p>	<p><b>Supplier:</b> Kinley Systems (or similar &amp; approved)</p> <p>Product reference: AluExcel 100mm</p> <p><b>Address:</b> Kinley Systems Ltd Northpoint Compass Park Staplecross, TN32 5BS</p> <p><b>Web page:</b> <a href="https://www.kinley.co.uk/products/edging/exceledge/aluexcel">https://www.kinley.co.uk/products/edging/exceledge/aluexcel</a></p> <p><b>Email address:</b> <a href="mailto:sales@kinley.co.uk">sales@kinley.co.uk</a></p> <p><b>Telephone number:</b> 01580 830 688</p>	 <p>Kinley Website Image</p>  <p>DETAIL 13a - TYPICAL DETAIL SHOWING GRAVEL MARGIN ADJACENT TO HR BUILDING 1:10 @ A3</p>  <p>DETAIL 13b - DETAIL SHOWING GRAVEL MARGIN INTERFACE WITH EXISTING BUILDING SCALE 1:5 @ A3</p> <p>Detail Ref: ALD949_LD713</p>
--	---	--	---	--

**SCHEDULE OF HARDWORKS FINISHES – DRAINAGE AND METALWORK UNITS**


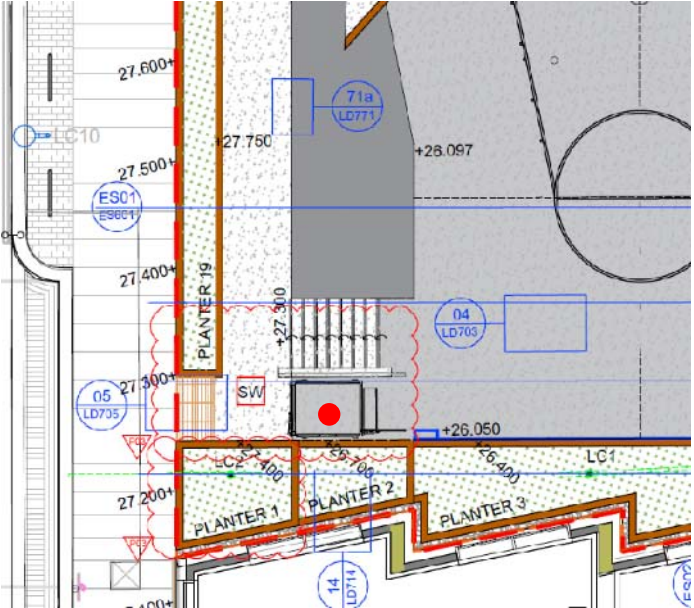
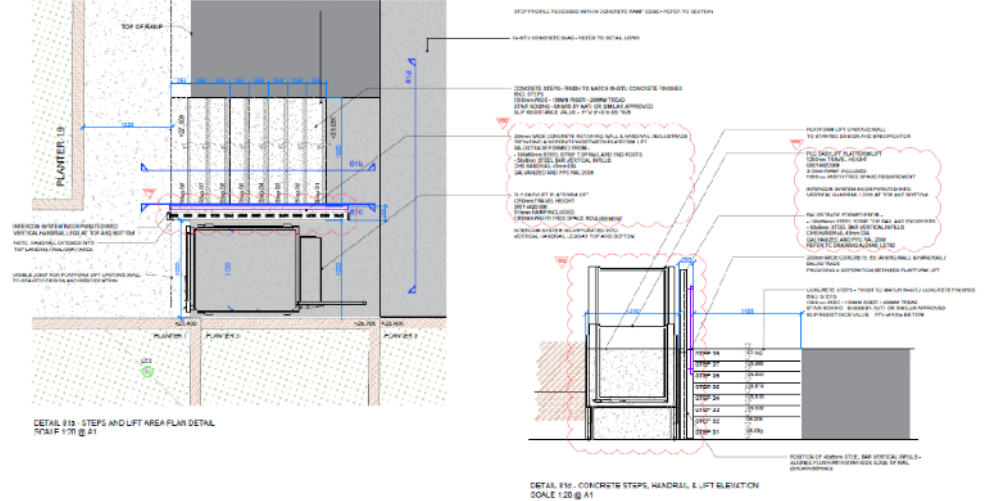
**SECTION FIVE**

Item ref	Summary	Description	Specified Supplier	Image
<p><b>5.1</b></p> <p><b>Manhole covers – within hard landscape</b></p>	<p>Manhole Covers</p>	<p>Kent Stainless – Bespoke Manhole Covers</p> <p>Recessed cover units are manufactured in accordance with EN124 and FACTA standards and are available in various loadings.</p> <p>To be co-ordinated with paving types/finishes for most suitable size/orientation</p> <p>80mm / 100mm deep as standard</p> <p>Material: 3mm, 4mm, 6mm or 8mm thick stainless steel as standard.</p> <p>Material option: Galvanised versions available</p> <p><u>Mock-up / sample location:</u></p> <p>Installed units to R4 Courtyard</p> 	<p><b>Supplier:</b> Kent Stainless</p> <p><b>Address:</b> Kent Stainless Ltd., Ardavan, Co. Wexford Y35 CRW2</p> <p><b>Web page:</b> <a href="http://www.kentstainless.co.uk">http://www.kentstainless.co.uk</a></p> <p><b>Email address:</b> <a href="mailto:info@kentstainless.com">info@kentstainless.com</a></p> <p><b>Telephone number:</b> 0800 376 8377</p>  <p><b>Multi leaf cover within clay paving</b></p>	 <p><b>Kent Stainless – Solo Paver – (shown indicatively for intent)</b></p>  <p><b>Galvanised steel (in yorkstone)</b></p>



**SCHEDULE OF HARDWORKS FINISHES – FURNITURE**

**SECTION SIX**

Item ref	Summary	Description	Specified Supplier	Image
6.1 Platform Lift	Platform Lift To allow access from Harrier Street into the Skate Park / Basketball area	<p>NAME: PLC Easylift Platform Lift</p> <p>TYPE: 1250mm Travel Height</p> <p>COLOUR: GREY AKZO 900 (TBC)</p> <p>315mm Ramp Included</p> <p>1360mm width free space requirement</p> <p>Baseplate in aluminium</p> <p>Intercom system incorporated into vertical handrail legs at top and bottom - Signage on intercom to include contact details for assistance</p> <p>Alarm functionality and keyswitch tbc Argent</p> <p>Incl vertical barrier on upper landing</p> <p>Incl operating button after access has been granted via intercom</p> <p>Supply of lift to include critical spares</p> <p><u>Mock-up / sample location:</u></p> <p>AKZO 900 &amp; equivalent RAL – To be held on site</p> <p><u>Proposed Location ref:</u></p>	<p><b>Supplier:</b> Platform Lift Company</p> <p><b>Address:</b> Millside House, Anton Business Park, Andover SP10 2RW</p> <p><b>Web page:</b> <a href="https://platformliftco.co.uk/">https://platformliftco.co.uk/</a></p> <p><b>Email address:</b> <a href="mailto:Jackb@platformliftco.co.uk">Jackb@platformliftco.co.uk</a></p> <p><b>Telephone number:</b> +44 (0) 1256 896000</p>	 <p>Easylift visualisation- note colour / finish not as proposed</p>
				
		 <p>Detail Ref: ALD949_LD781</p>		

**6.2  
Balustrade  
and Handrail**

To access steps  
adjacent to platform  
lift to sunken  
skate/basketball  
area

Balustrade formed from -  
-100x60mm steel posts  
-50x8mm steel bar vertical infill to be aligned flush with the  
lift side of the balustrade

Galvanized and PPC RAL 2008

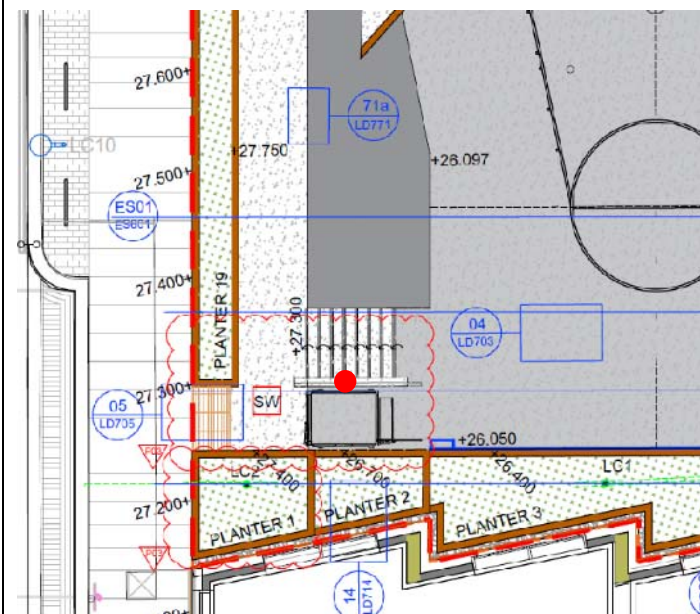
60mm x 100mm hollow steel sections with call button and  
intercom system incorporated into vertical handrail legs at  
top and bottom.

Galvanized and PPC RAL 2008

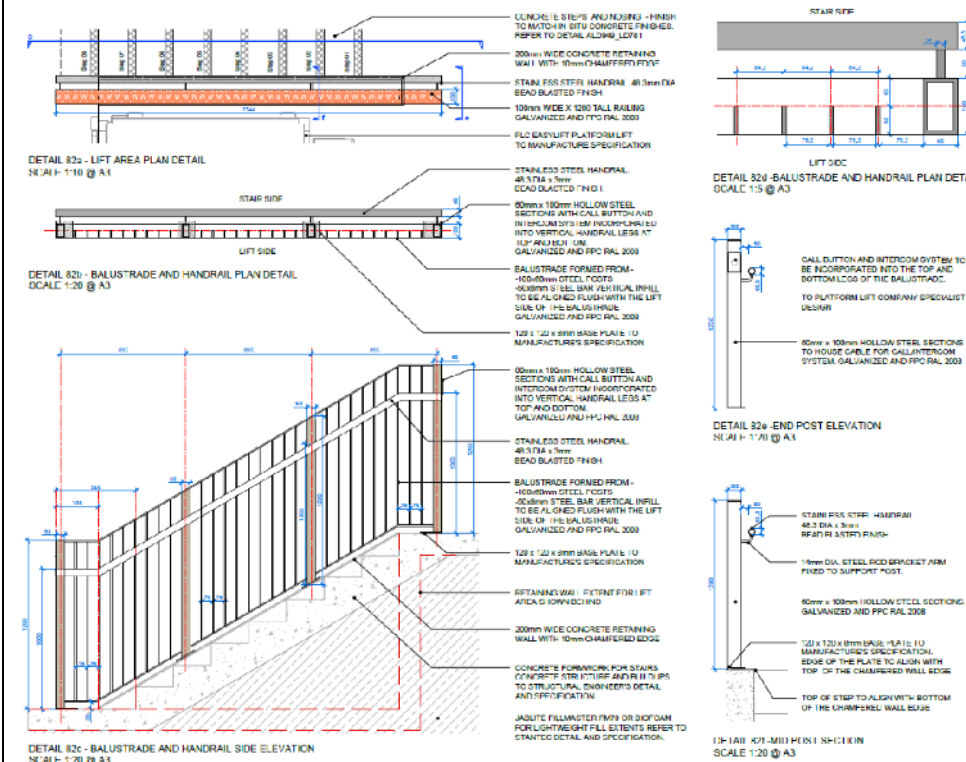
Mock-up / sample location:

Section of post PPC RAL 2008 to be held on site

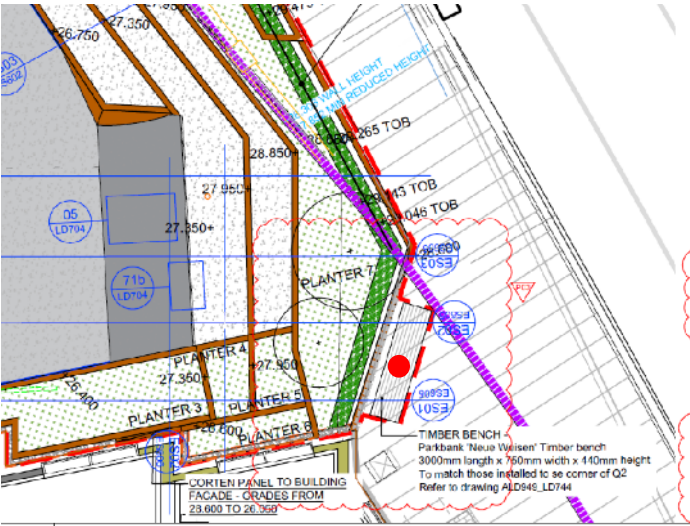

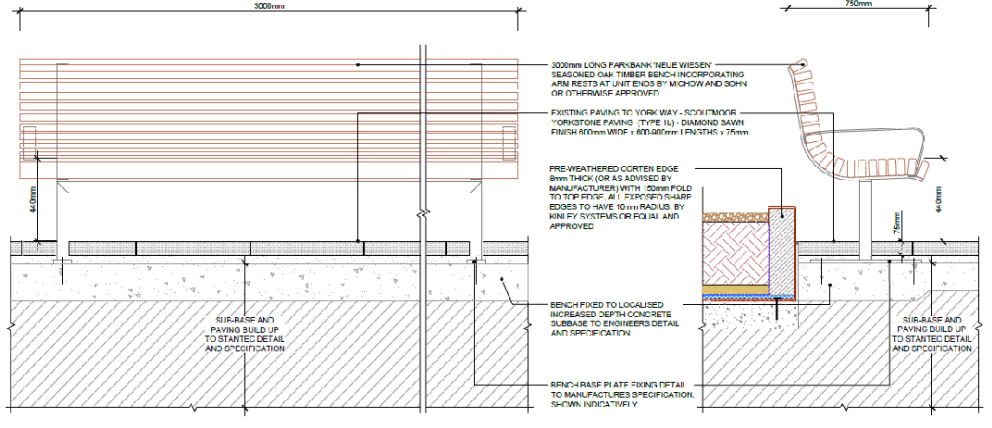
Proposed Location ref:



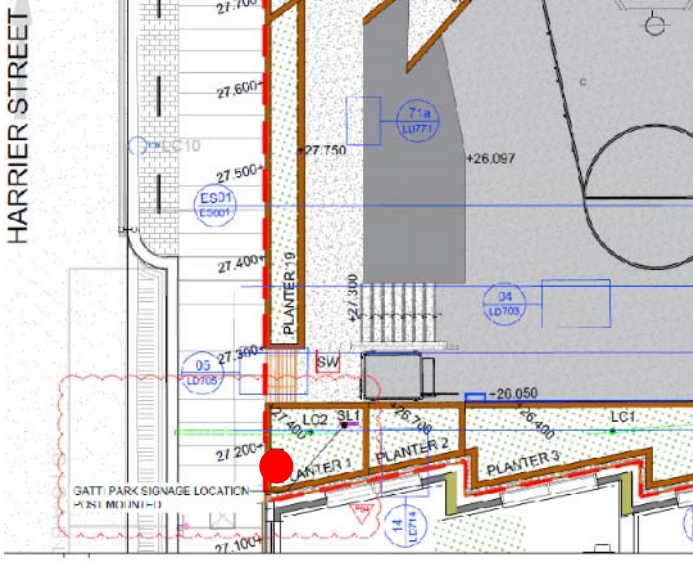


**Supplier:**  
To contractors design

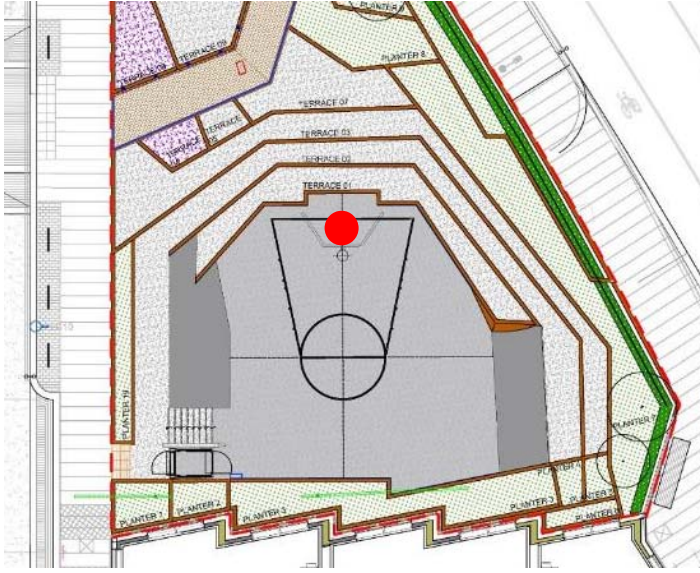
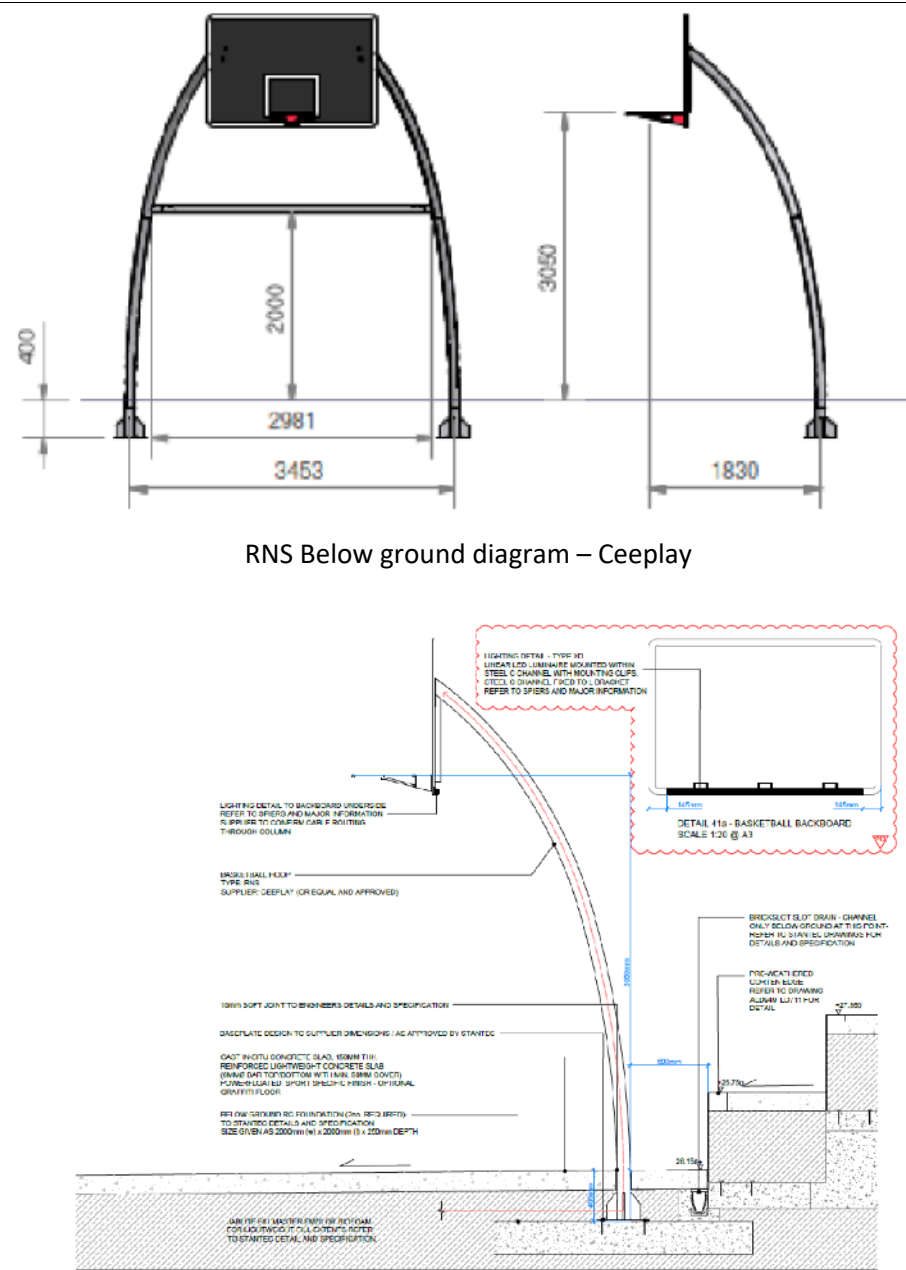


Detail Ref: ALD949\_LD782

<p><b>6.3 Timber Bench</b></p>	<p>Timber Bench to existing paving North East of Q2</p>	<p>Parkbank 'Neue Weisen' Timber Bench Seasoned Oak timber 2no. arm rests at either end 3000mm (l) x 750mm (w) Affixed to below ground footing (to Stantec design and specification) To match others within the vicinity to paving on York Way</p> <p><u>Mock-up / sample location:</u> Installed units to York Way</p>  <p><u>Proposed Location ref:</u></p> 	<p><b>Supplier:</b> MICHOW AND SOHN</p> <p><b>Address:</b> L. Michow &amp; Sohn GmbH Neuer Höltingbaum 30 22143 Hamburg</p> <p><b>Web page:</b> <a href="https://www.michow.com/bank-colleggarten/10/82.html">https://www.michow.com/bank-colleggarten/10/82.html</a></p> <p><b>Email address:</b> <a href="mailto:lm@michow.com">lm@michow.com</a></p> <p><b>Telephone number:</b> 040 / 68 94 29-0</p>	 <p>Supplier image – note armrests not shown</p>  <p><b>DETAIL 44a - ELEVATION OF PARKBENCH (3000mm L)</b> SCALE: 1:15 @ A3</p> <p><b>DETAIL 44b - SECTION THROUGH PARKBENCH (3000mm L)</b> SCALE: 1:15 @ A3</p> <p><u>Detail Ref:</u> ALD949_LD744</p>
------------------------------------	---	---	--	--

<p><b>6.4</b> <b>Drinking Fountain</b> <b>(1no.)</b></p>	<p>Drinking Fountain Inset to concrete slab at corner of Harrier Street</p>	<p>Atlantida Drinking Fountain by Santa &amp; Cole Material: Cast Iron Fixings: Root Fixed Colour: RAL 7024 to match Boulevard 1200mm Above ground height Inlet and outlet connections to Stantec detail and specification</p> <p><u>Mock-up / sample location:</u> Installed throughout estate</p>  <p><u>Proposed Location ref:</u></p> 	<p><b>Supplier:</b> All Urban <b>Address:</b> Aizlewood's Mill Nursery Street Sheffield S3 8GG <b>Web page:</b> <a href="https://www.allurban.co.uk/">https://www.allurban.co.uk/</a> <b>Email address:</b> <a href="mailto:Info@allurban.co.uk">Info@allurban.co.uk</a> <b>Telephone number:</b> 0114 282 1283</p>	 <p>Atlantida Drinking Fountain by Santa &amp; Cole (note only 1no. required)</p> 
--	---	--	---	---

<p><b>6.5</b> <b>Feeder Pillar &amp; GRP Enclosure</b></p>	<p>Feeder Pillar &amp; GRP Enclosure</p>	<p><b>Feeder Pillar:</b> Material: Galvanized steel (PPC) Size: 824mm (w) x 300mm (d) x 1160mm (h – above ground) RAL colour TBC – to compliment adjacent metalwork items</p> <p><b>GRP Enclosure:</b> Material: Galvanized steel (PPC) Size: 1012mm (w) x 300mm (d) x 562mm (h – above ground) Specification by Spiers Major RAL colour TBC – to compliment adjacent metalwork items</p> <p><u>Mock-up / sample location:</u> Sample colour / finish to be held on site</p> <p><u>Feeder Pillar Proposed Location ref:</u></p> 	<p><b>Supplier:</b> Charles Endirect (or as approved)</p> <p><b>Address:</b> Wessex Way Business Park, Wincanton BA9 9RR</p> <p><b>Web page:</b> <a href="https://www.charlesendirect.com/">https://www.charlesendirect.com/</a></p> <p><b>Email address:</b> <a href="mailto:sales@charlesendirect.com">sales@charlesendirect.com</a></p> <p><b>Telephone number:</b> 01963 828400</p> <p><u>GRP Enclosure Proposed Location ref:</u></p> 	 <p>CFP350 MaxiPillar Feeder Pillar example image by Charles Endirect – note installed unit to be PPC – RAL colour TBC – to compliment adjacent metalwork items</p> <p>Note: Sizes to be as per adjacent info &amp; Stantec specification</p>
--	--	--	---	---

<p><b>6.6</b> <b>Basketball Hoop</b></p>	<p>Basketball Hoop To sunken skate and basketball area</p>	<p>RNS basketball soccer combination goal</p> <p>Solid structure of steel tube framing – galvanized and PPC RAL 2008 – COLOUR TO BE CONFIRMED BY ARGENT / CARVE</p> <p>Backboard: Volkern HPL on steel frame - RAL 2008 with white framing markings – COLOUR TO BE CONFIRMED BY ARGENT / CARVE</p> <p>Fixing: Below ground concrete foundation to Stantec specification</p> <p>Lighting to backboard to Spiers and Major Specification – note provision for cabling to run through steel tube frame</p> <p><u>Mock-up / sample location:</u> Sample colour / finish to be held on site</p> <p><u>Proposed Location ref:</u></p> 	<p><b>Supplier:</b> Ceeplay</p> <p><b>Address:</b> 27 Old Gloucester Street London WC1N</p> <p><b>Web page:</b> <a href="https://www.ceeplay.com/">https://www.ceeplay.com/</a></p> <p><b>Email address:</b> <a href="mailto:meetus@ceeplay.com">meetus@ceeplay.com</a></p> <p><b>Telephone number:</b> 44 20 7419 5996</p>	 <p>RNS Below ground diagram – Ceeplay</p> <p>DETAIL 41 - BASKETBALL HOOP SCALE 1:20 @ A3</p> <p>DETAIL 41a - BASKETBALL BACKBOARD SCALE 1:20 @ A3</p> <p>Detail Ref: ALD949_LD741</p>
--	--	---	---	--

**6.7  
Concrete  
Steps and  
Step Nosing**

Concrete steps – to sunken skate and basketball area

**Concrete step to sunken skate area -**

In-situ steps to match finish of cast in-situ concrete  
268mm Tread  
156mm Riser

**Step nosings –**

SN9 / 55 Anti Slip stair nosings with silicon carbide granules cast into the metal matrix of the wearing surface  
slip resistance value - PTV of 40 to BS 7976

Materials: Cast Iron (\*zinc plated black)

Size: 55 x 55mm profile x 1500mm step length

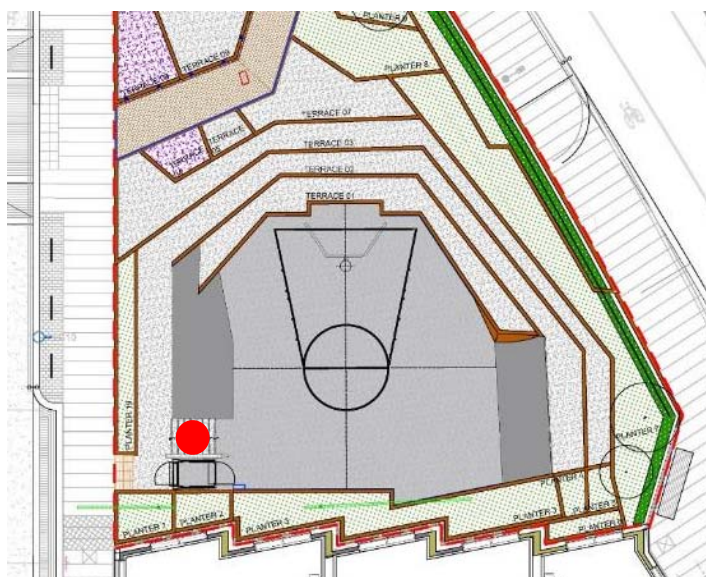
Colour: Black

Mock-up / sample location:

Example units installed to steps at Coal Drops Yard



Proposed Location ref:



**Supplier:**

Steps – Contractor to provide  
(as per in-situ concrete supplier)

**Step Nosings –**

**Supplier:**

AATI (or as approved)

**Address:**

8 Guiseley Way  
Stockton on Tees  
TS16 0RF

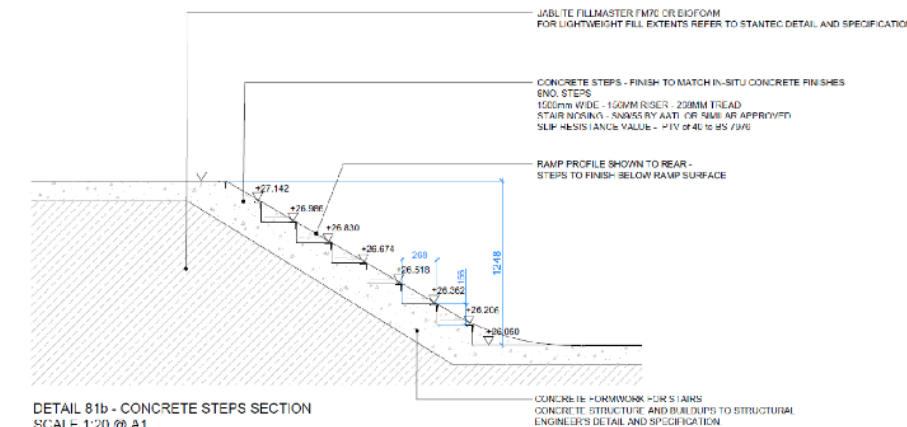
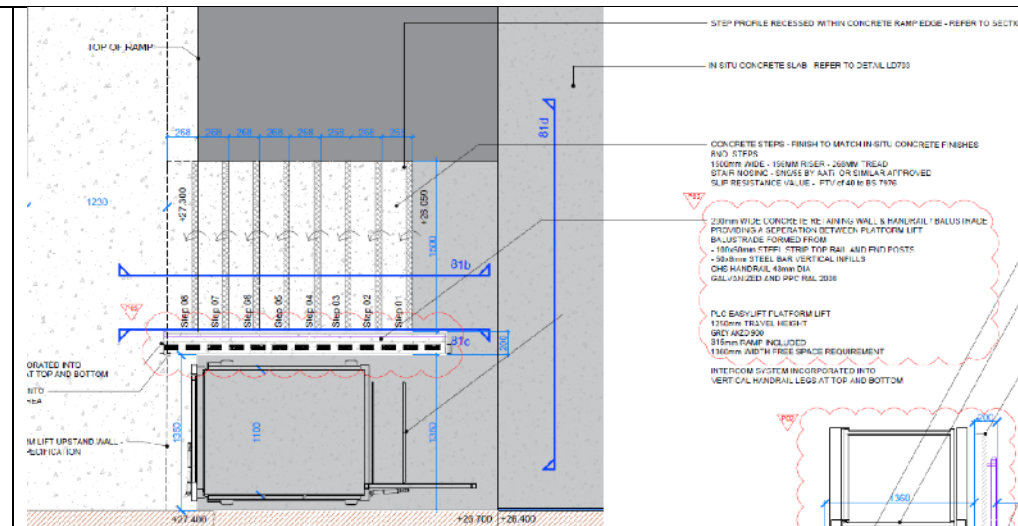
**Web page:**

<https://signdesigngb.co.uk/>

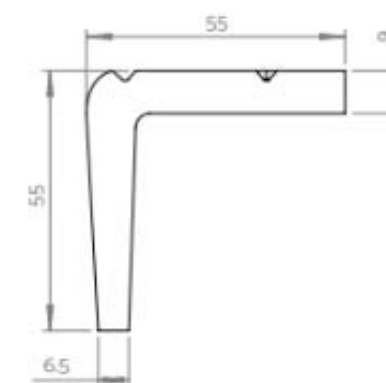
**Email address:**

[info@signdesigngb.co.uk](mailto:info@signdesigngb.co.uk)

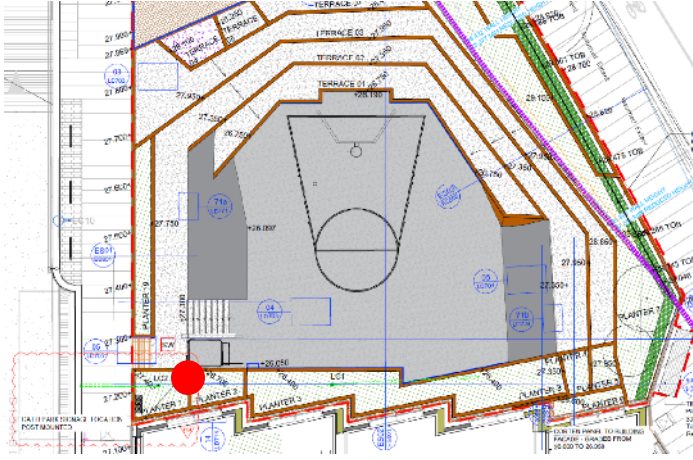

**Telephone number:** 01642 433 333



Detail Ref: ALD949\_LD781




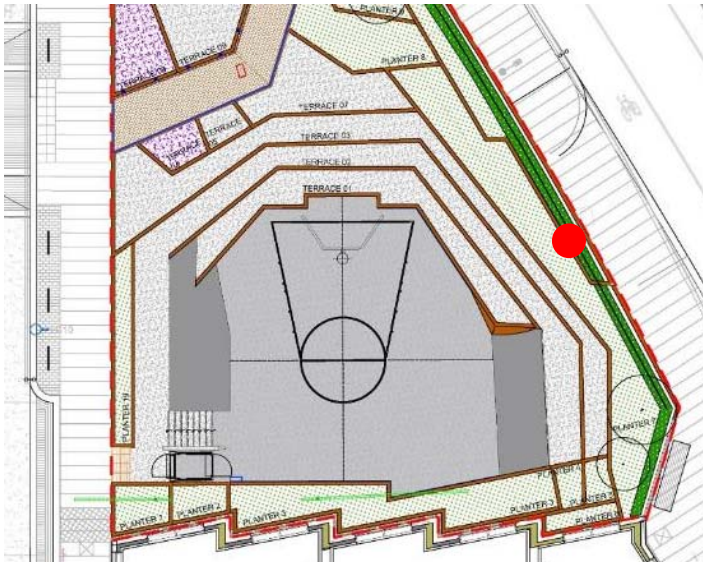
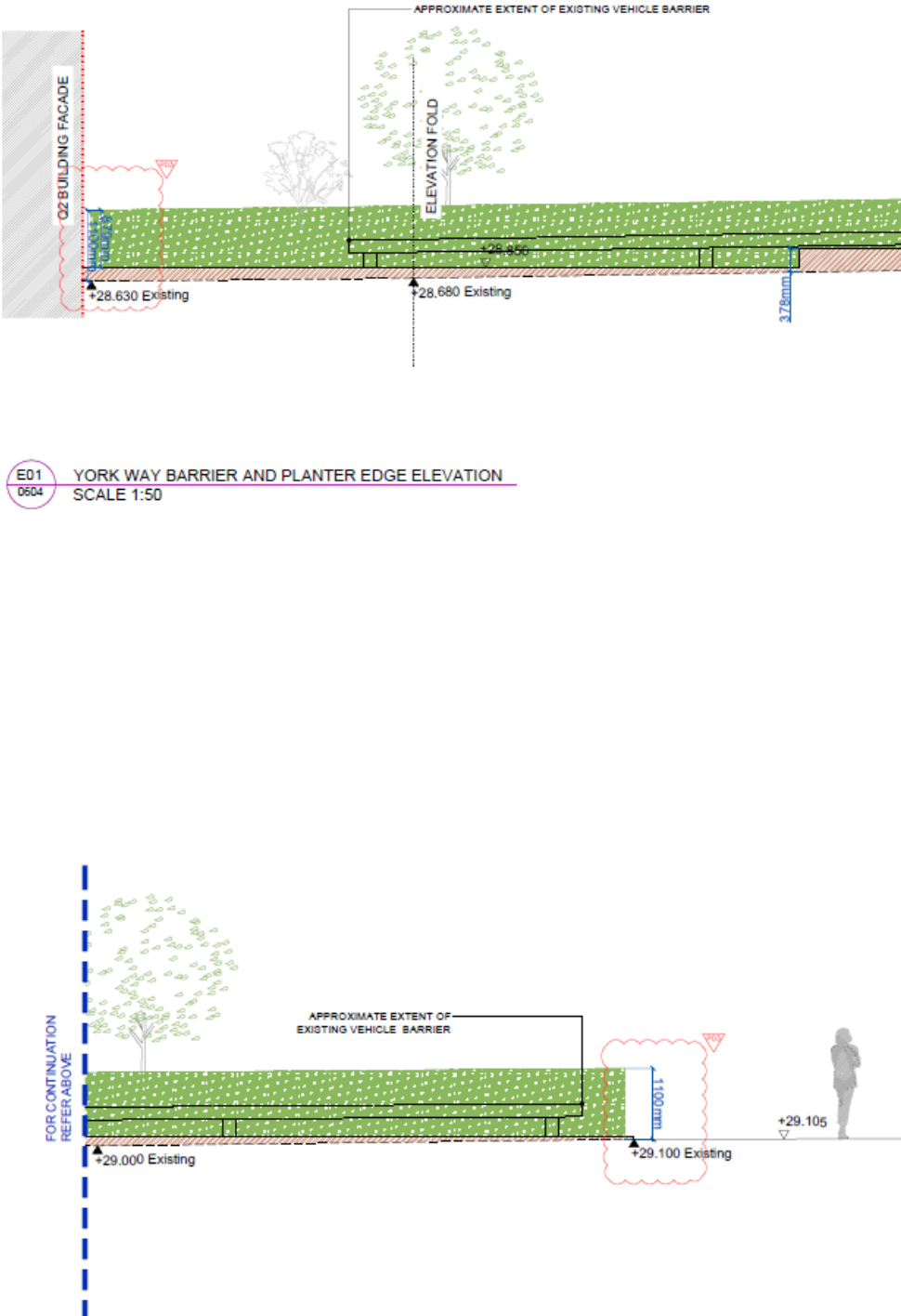
SN9 / 55 Anti Slip stair nosing – Cast Iron

<p><b>6.8</b> <b>Site information signage</b></p>	<p>Site information and terms of use sign</p>	<p>Site information and terms of use signage</p> <p>Affixed to pole mounted within Planter no. 1 by entrance off Harrier Street.</p> <p>Signage design, overall size and information to be provided by Argent</p> <p><u>Mock-up / sample location:</u></p> <p>Sample colour / finish to be held on site</p> <p><u>Proposed Location ref:</u></p> 	<p><b>Supplier:</b> SignDesign (or as approved)</p> <p><b>Address:</b> 8 Guiseley Way Stockton on Tees TS16 0RF</p> <p><b>Web page:</b> <a href="https://signdesigngb.co.uk/">https://signdesigngb.co.uk/</a></p> <p><b>Email address:</b> <a href="mailto:info@signdesigngb.co.uk">info@signdesigngb.co.uk</a></p> <p><b>Telephone number:</b> 01642 433 333</p>	 <p><b>Example Terms of use / safety information sign</b></p> <p>Note: Argent to provide signage design and detail</p>
---	---	--	---	---



**SCHEDULE OF HARDWORKS FINISHES – BOUNDARY TREATMENTS**

**SECTION SEVEN**

<p><b>7.1</b> <b>Existing Vehicle Barrier</b></p>	<p>Existing Vehicle barrier – to edge of footpath along York Way</p>	<p>Existing vehicle barrier adjacent to footpath along York Way to remain in place. Existing hedging to be removed and proposed hedge mix planted in double row to either side of barrier.</p>  <p>Existing Location ref:</p> 	<p><b>Supplier:</b> N/A</p>	 <p><b>E01</b> <b>0604</b> YORK WAY BARRIER AND PLANTER EDGE ELEVATION SCALE 1:50</p> <p>Detail Ref: ALD949_ES611</p>
---	--	---	---------------------------------	---



## **APPENDIX A: R4 Gatti Park Hard Landscape - GENERAL ARRANGEMENT & HARD LANDSCAPE TYPICAL DETAILS**