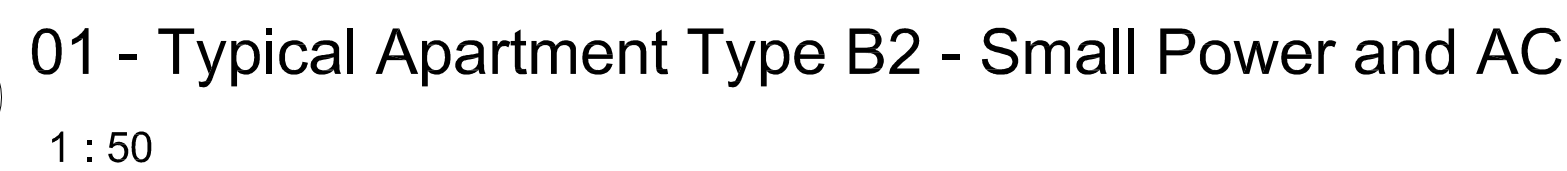

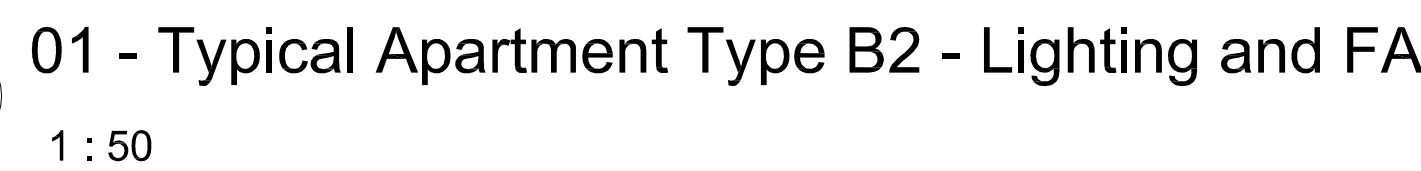



S4-For Tender



- | TYPICAL FLATS LEGEND: |                                     |
|-----------------------|-------------------------------------|
| HL                    | HIGH LEVEL                          |
| LL                    | LOW LEVEL                           |
| FA                    | FROM ABOVE                          |
| FB                    | FROM BELOW                          |
| TE                    | TO BELOW                            |
| TA                    | TO ABOVE                            |
| FA/R                  | FLOW & RETURN                       |
| DHW/SF                | DOMESTIC HOT WATER SERVICE          |
| CW/S                  | BOOSTED COLD WATER SERVICE          |
| M/CW/S                | MAINS COLD WATER SERVICE            |
| CAT 5                 | CAT 5 BOOSTED COLD WATER SERVICE    |
| LTHW                  | LOW TEMPERATURE HOT WATER           |
| SK                    | SINK                                |
| WH                    | WASH HAND BASIN                     |
| WC                    | TOILET                              |
| SH                    | SHOWER                              |
| BT                    | BATH                                |
| AP                    | ACCESS PANEL                        |
| EPH                   | ELECTRIC PANEL HEATER               |
| TMW                   | THERMOSTATIC MIXING VALVE           |
| DW                    | DISH WASHER                         |
| FR                    | FREIDGE                             |
| EX                    | WASHING MACHINE                     |
| OV                    | OVEN                                |
| HE                    | HOB                                 |
|                       |                                     |
|                       | HIGH LEVEL PIPEWORK                 |
|                       | LOW LEVEL PIPEWORK                  |
|                       | BOOSTED COLD WATER SERVICE PIPEWORK |
|                       | DOMESTIC HOT WATER SERVICE PIPEWORK |
|                       | HEATING PIPEWORK                    |
|                       | SPRINKLER PIPEWORK                  |
|                       | SPRINKLER HEAD                      |
|                       | ELECTRIC PANEL HEATER               |
|                       | ELECTRIC TOWEL RAIL                 |
|                       | SUPPLY DUCT                         |
|                       | RETURN DUCT                         |
|                       | FRESH AIR DUCT                      |
|                       | EXHAUST DUCT                        |
|                       | ISOLATION VALVE                     |
|                       | PENUM BOX                           |
|                       | MVR UNIT                            |
|                       | CIRCULAR EXTRACT GRILLE             |
|                       | CIRCULAR SUPPLY GRILLE              |

- SPRINKLER LAYOUT INDICATIVE ONLY. SPRINKLER DESIGN IS TO BE COMPLETED BY SPECIALIST INCLUDING PIPE SIZING
- ALL WASH HAND BASINS, BATHS & SHOWERS TO INCLUDE THERMOSTA MIXING VALVES TO AVOID SCALDING.

**Synergy**  
CONSULTING ENGINEERS  
Sustainable Mechanical, Electrical and Public Health Building Services  
8-14 St Pancras Way, 1 Canal Side Studios, London NW1 0QG  
Tel: 020 7529 5950 Fax: 020 7388 9312 Email: [mail@synergiconsult.co.uk](mailto:mail@synergiconsult.co.uk) Web: [www.synergiconsult.co.uk](http://www.synergiconsult.co.uk)

Project Acorn House  
314-320 Grays Inn Rd, London  
WC1X 8DP

Scale(s)	1 : 50 @ A0				
Drawn Date	08/10/23	Initial	BW/AM	Approved	AF
Job Number	08580	Status	S4-For Tender		
Purpose of Issue	TENDER				