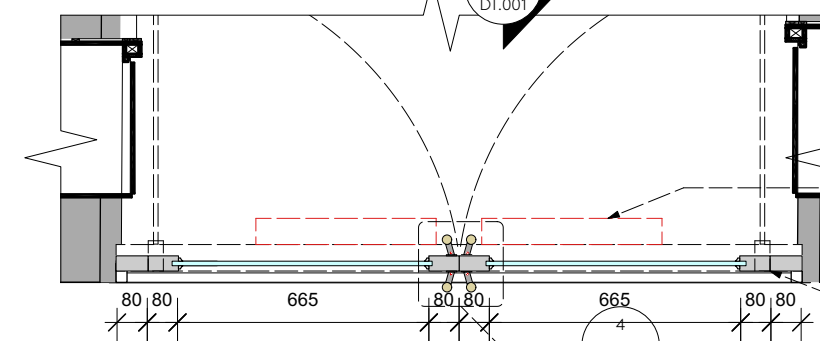


2 Front Elevation
Scale: 1:20



1 Plan
Scale: 1:20

NOTES

ASSUMED FOLLOWING CONTROLS:

- PRESENCE / MOVEMENT SENSOR TO EXTERNAL SIDE
- PUSH BUTTON OPENING TO INTERNAL - (CLIENT TO CONFIRM PREFERRED LOCATION)

ANY ACCESS CONTROL REQUIREMENTS TBC BY CLIENT TO CONTRACTOR.

CONTRACTOR TO ADVISE ON LOCKING SYSTEM

THIS DRAWING IS DESIGN INTENT ONLY, CONTRACTOR TO TAKE OWN SITE DIMS AND ADJUST SETTING OUT TO ACCORDINGLY

AUTOMATIC CLOSER INDICATIVELY SHOWN. CONTRACTOR TO ADVISE ON DETAILS.
DOORS TO OPEN INWARDS INTO LOBBY.

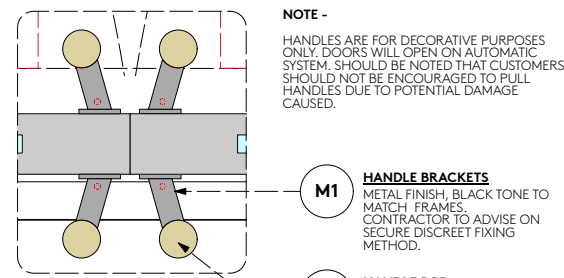
FRONT FACE OF NEW DOOR FRAME TO BE IN SAME LOCATION AS EXISTING WINDOW FRAME



CONTRACTOR TO REVIEW EXISTING WINDOWS KEY DATUMS AND LINE THROUGH WITH NEWLY PROPOSED DOOR FRAME ARCHITECTURE, AS SHOWN IN RED ON THE ABOVE

CONTRACTOR TO DO DETAILED SITE SURVEY OF EXISTING WINDOWS ON FACADE NEXT TO PROPOSED DOOR, AND REPEAT KEY DETAILS AND PROFILES FOR THE NEW DOOR AREA WHERE POSSIBLE.

6 KEY DATUMS
Scale: Scale: 1:75



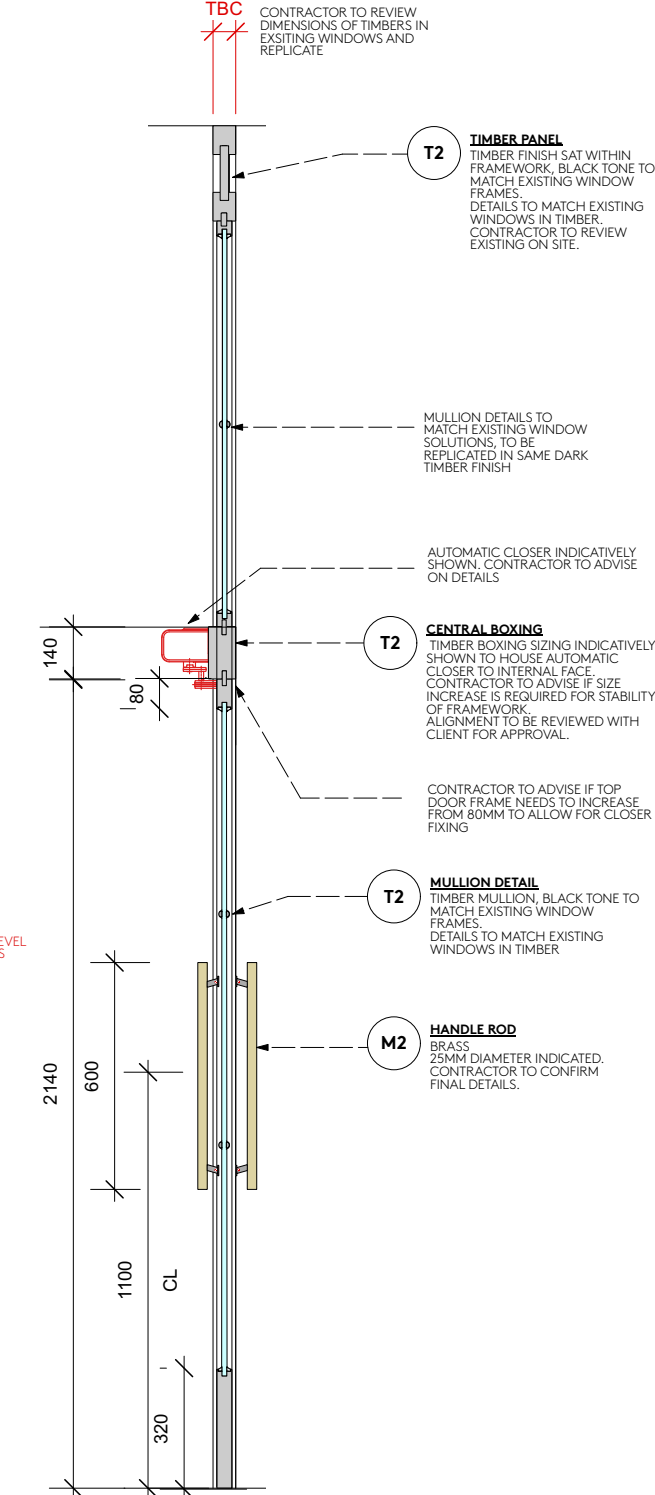
4 Handles Detail
Scale: Scale: 1:5

NOTE -

HANDLES ARE FOR DECORATIVE PURPOSES ONLY. DOORS WILL OPEN ON AUTOMATIC SYSTEM. SHOULD BE NOTED THAT CUSTOMERS SHOULD NOT BE ENCOURAGED TO PULL HANDLES DUE TO POTENTIAL DAMAGE CAUSED.

M1 HANDLE BRACKETS
METAL FINISH, BLACK TONE TO MATCH FRAMES.
CONTRACTOR TO ADVISE ON SECURE DISCREET FIXING METHOD.

M2 HANDLE ROD
BRASS
25MM DIAMETER INDICATED.
CONTRACTOR TO CONFIRM FINAL DETAILS.



3 Section A
Scale: 1:20



5 Reference Image
Scale: NTS

EXAMPLE DOOR CLOSER SPECIFICATION. TO BE MOUNTED ON INSIDE OF DOORS. TO BE FIXED TO CENTRAL BOXING. CONTRACTOR TO ADVISE ON FINAL SPECIFICATION AND FINISH OPTIONS AVAILABLE.

GENERAL NOTES :

DESIGN INTENT DRAWING ONLY. THIS DRAWING IS NOT TO BE USED FOR CONSTRUCTION.

CONTRACTOR TO PROVIDE KKD WITH FULL SET OF CONSTRUCTION RODS / SETTING OUT DRAWINGS FOR APPROVAL, FOLLOWING FULL SITE SURVEY, POST STRIP OUT & PRIOR TO COMMENCEMENT OF ANY WORKS (INCLUDING JOINERY ITEMS.)

THE CONTRACTOR TO PROVIDE SAMPLES OF ALL FINISHES FOR KKD APPROVAL. IF DIFFERENT MATERIALS & EQUIPMENT IS USED TO THAT IN THE SPEC IT MUST BE SIGNED OFF BY CLIENT AND DESIGN TEAM.

CONTRACTOR TO PROVIDE ADEQUATE FIXING GROUNDS WITHIN ALL WALLS / PARTITIONS / CEILINGS TO SUIT & SUPPORT NEW ELEMENTS THROUGHOUT THE SCHEME. CONTRACTOR TO ENSURE STABILITY, STRENGTH & DURABILITY OF ALL CONSTRUCTION. SOLID EDGING THROUGHOUT, ALL SHARP METAL EDGES TO BE REMOVED

ALL CONSTRUCTION & MATERIALS TO COMPLY WITH CURRENT BUILDING & FIRE REGULATIONS.

ALL WORKS TO BE TO THE APPROVAL OF THE LOCAL AUTHORITIES WHERE REQUIRED.

REV	BY	AMENDMENTS	DATE
B	JS	DOOR ARCHITECTURE AMENDED	24/01/24
A	JS	ARCH REMOVED - TOP AREA ADAPTED	19/01/24

This drawing is to be read in conjunction with standard details & specifications. All works to comply with current building regulations. This drawing is the property of Kinnersley Kent Design, all copyright is reserved. This drawing is issued on condition that it is not copied, reproduced, retained or disclosed to any unauthorised person either whole or in part.

Kinnersley Kent Design to be notified of any discrepancies which occur on site, any modifications which result from said discrepancies to be approved by designers.

DO NOT SCALE FROM THIS DRAWING.
ALL DIMENSIONS TO BE CHECKED ON SITE.

KINNERSLEY KENT DESIGN

LONDON
5 Fitzroy Square
London W1T 5HH
United Kingdom
T +44 (0)20 7691 3131
www.kkd.co.uk

DUBAI
A201 / Building 5A
Dubai Design District
PO Box 215416
T +971 (0)4 434 7378
www.kkd.ae

CLIENT:

GNH

PROJECT:
GNH
RAILS ENTRANCE

PROJECT ADDRESS:
The Great Northern Hotel
St Pancras Rd, London, N1C 4TB

DRAWING TITLE:
Door Details

DRAWN BY: EW SIGN OFF: JS
DATE: OCTOBER 2023 SCALE: 1:20 @ A3

STATUS:
DESIGN INTENT

DRAWING NO.: 2406_DT_001 REVISION: B