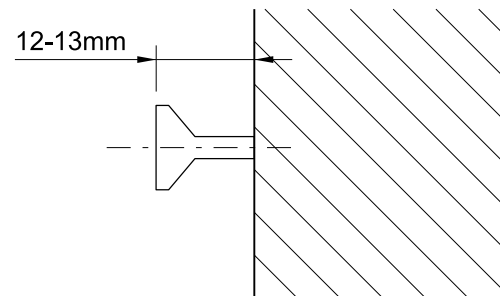
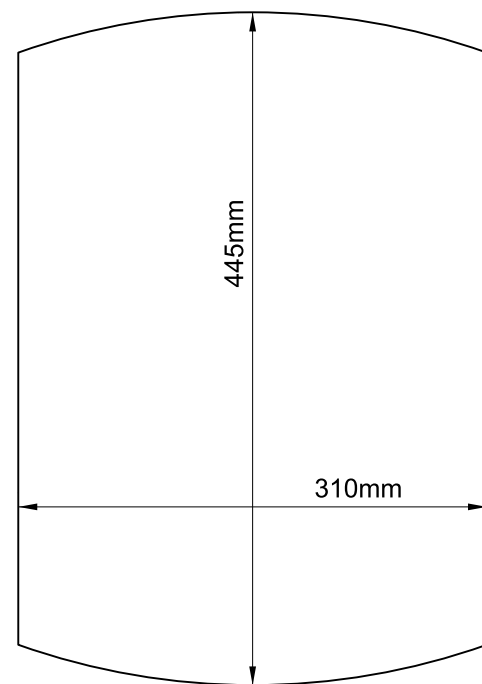



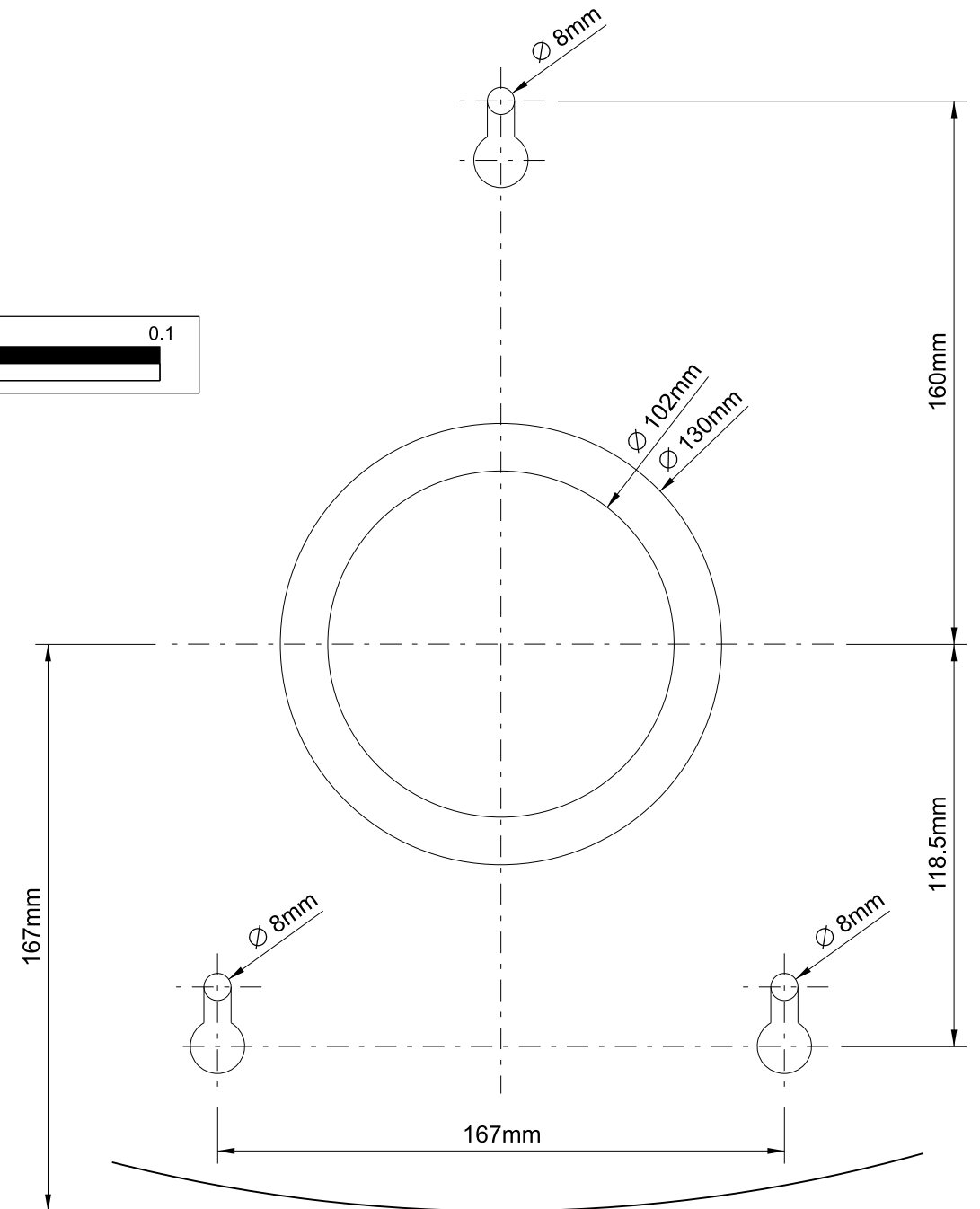
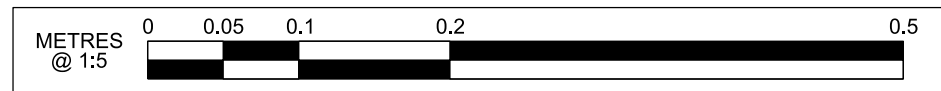
Front of Sonair Unit



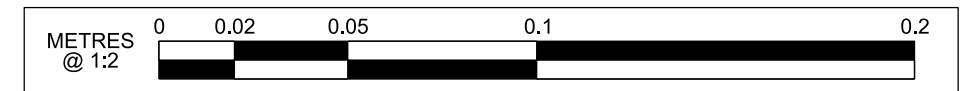
Sonair Unit Fixings



Sonair Unit Dimensions



Rear of Sonair Unit



P01.1	First Revision					HS2 accepts no responsibility for any circumstances which arise from the reproduction of this document after alteration, amendment or abbreviation or if it is issued in part or issued incompletely in any way.	Legends/Notes:
		--	--	--	--	© Crown Copyright and database right 2020. All rights reserved. Ordnance Survey Licence number 100049190	
		--	--	--	--	© Crown Copyright material is reproduced with the permission of Land Registry under delegated authority from the Controller of HMSO.	
		--	--	--	--	This material was last updated on 2020 and may not be copied, distributed, sold or published without the formal permission of Land Registry. Only an official copy of a title plan or register obtained from the Land Registry may be used for legal or other official purposes.	
		--	--	--	--		
Rev	Description	Drawn	Checked	Approved	Con Acc	Scale with caution as distortion can occur.	

 Registered in England Registration No. 06791686 Registered office: 2 Snow Hill, Queensway, Birmingham, B4 6GA	Stage 1	Project/Contract Euston Station	Creator/Originator Mace Dragados JV		Sub Originator	
	Drawing Title	Work Package Description Temporary Mechanical Ventilation	Discipline/Function GL - Geographical and Land Survey		System description	
	Drawing Title Installation of Temporary Mechanical Ventilation - Sonair Typical Details		Drawn by ---	Checked by ---	Approved by ---	Date ---
			Scale AS SHOWN 1:1, 1:2 & 1:5	Size A3	Suitability S0	Rev. P01.1
Official	Drawing No. 1CP01-MDS-GL-DDE-SS08_SL23-000003					