

General Notes:  
 Unless indicated in status, this drawing is for information only. Any discrepancies found between this drawing and other documents should be referred immediately to the consultants. The Contractor to advise on all details and ensure stability and strength of construction. The Contractor to provide setting out drawings for approval prior to construction. The Contractor to check all dimensions on site and relate to these drawings. The Contractor to report any discrepancies to Designers prior to construction. All services to Local Authorities, BCO and Environmental Health regulations and to Service Engineer's details. All structures to Structural Engineer's details and Local Authority and BCO regulations. All construction and materials to comply with current Building and Fire Regulations. Drawings should be removed from currency immediately a revised version is issued.

No dimensions to be scaled from this drawing - use figured dimensions only. All dimensions to be checked on site, any discrepancies found between this drawing and other documents should be referred immediately to the consultants. All dimensions in mm.

X2

X4

X3

X1



ROOF LEVEL  
+45.260m

LOFT LEVEL  
+42.865m

SECOND FLOOR  
FFL +40.020m




FIRST FLOOR  
FFL +36.730m

GROUND FLOOR  
FFL +33.270m

LOWER GROUND FLOOR  
FFL +30.500m

DATUM  
+26.000m

KEY

-  DEMOLITION
-  EXISTING FABRIC
-  NEW FABRIC

Status

**PLANNING**

Issue	Revision	Comments	Date
P1		Planning	11.01.23
P2		Planning	09.01.24
P3		Planning	15.01.24

Project

10 ST MARK'S CRESCENT NW1 7TS

Scale	Drawn By	Date
1:50 @ A1	MXL	15.01.24

Drawing Title

PROPOSED ELEVATION Y1

Drawing No.

149\_311\_P3

PROPOSED ELEVATION Y1

X2

X4

X3

X1

