




General Notes:
 Unless indicated in status, this drawing is for information only. Any discrepancies found between this drawing and other documents should be referred immediately to the consultants. The Contractor to advise on all details and ensure stability and strength of construction. The Contractor to provide setting out drawings for approval prior to construction. The Contractor to check all dimensions on site and relate to these drawings. The Contractor to report any discrepancies to Designers prior to construction. All services to Local Authorities, BCO and Environmental Health regulations and to Service Engineer's details. All structures to Structural Engineer's details and Local Authority and BCO regulations. All construction and materials to comply with current Building and Fire Regulations. Drawings should be removed from currency immediately a revised version is issued.

No dimensions to be scaled from this drawing - use figured dimensions only. All dimensions to be checked on site, any discrepancies found between this drawing and other documents should be referred immediately to the consultants. All dimensions in mm.

KEY

-  DEMOLITION
-  EXISTING FABRIC
-  NEW FABRIC

Status

PLANNING

Issue	Revision	Comments	Date
P1		Planning	11.01.23
P2		Planning	15.01.23
P3		Planning	15.01.23

Project

10 ST MARK'S CRESCENT NW1 7TS

Scale	Drawn By	Date
1:50 @ A1	OC	15.01.24

Drawing Title

PROPOSED ELEVATION X2

Drawing No.

149_308_P3

- ROOF LEVEL
+45.260m
- LOFT LEVEL
+42.865m
- SECOND FLOOR
FFL +40.020m
- FIRST FLOOR
FFL +36.730m
- GROUND FLOOR
FFL +33.270m
- LOWER GROUND FLOOR
FFL +30.500m
- DATUM
+25.000m



PROPOSED ELEVATION X2

Y2 Y1

Y2 Y1

10 ST MARK'S CRESCENT