

PLANNING

FCU LIST

FIRST FLOOR:

FCU 1: TBC
FCU 2: TBC
FCU 3: TBC
FCU 4: TBC
FCU 5: TBC
FCU 6: TBC
FCU 7: TBC

SECOND FLOOR:

FCU 1: TBC
FCU 2: TBC
FCU 3: TBC

SECOND FLOOR MEZZ

FCU 1: TBC

THIRD FLOOR:

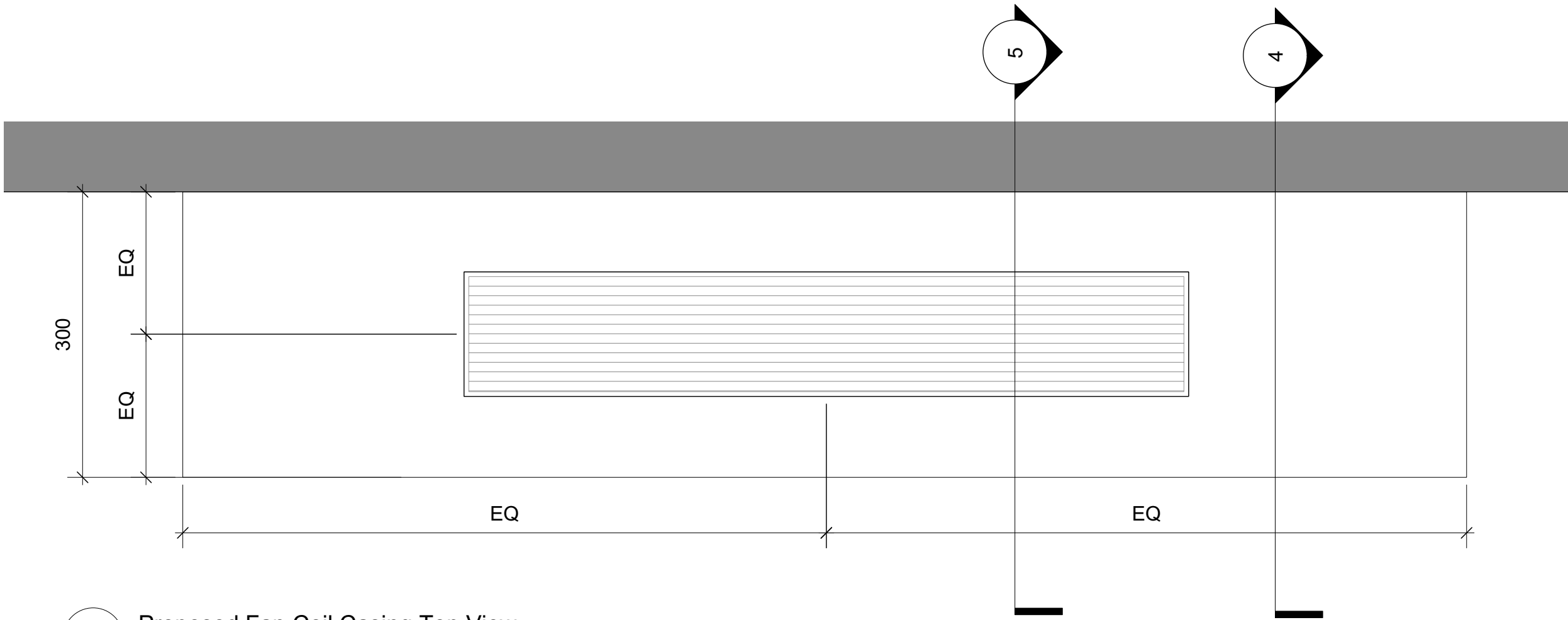
FCU 1: TBC
FCU 2: TBC
FCU 3: TBC
FCU 4: TBC
FCU 5: TBC
FCU 6: TBC
FCU 7: TBC
FCU 8: TBC
FCU 9: TBC
FCU 10: TBC

THIRD FLOOR MEZZ:

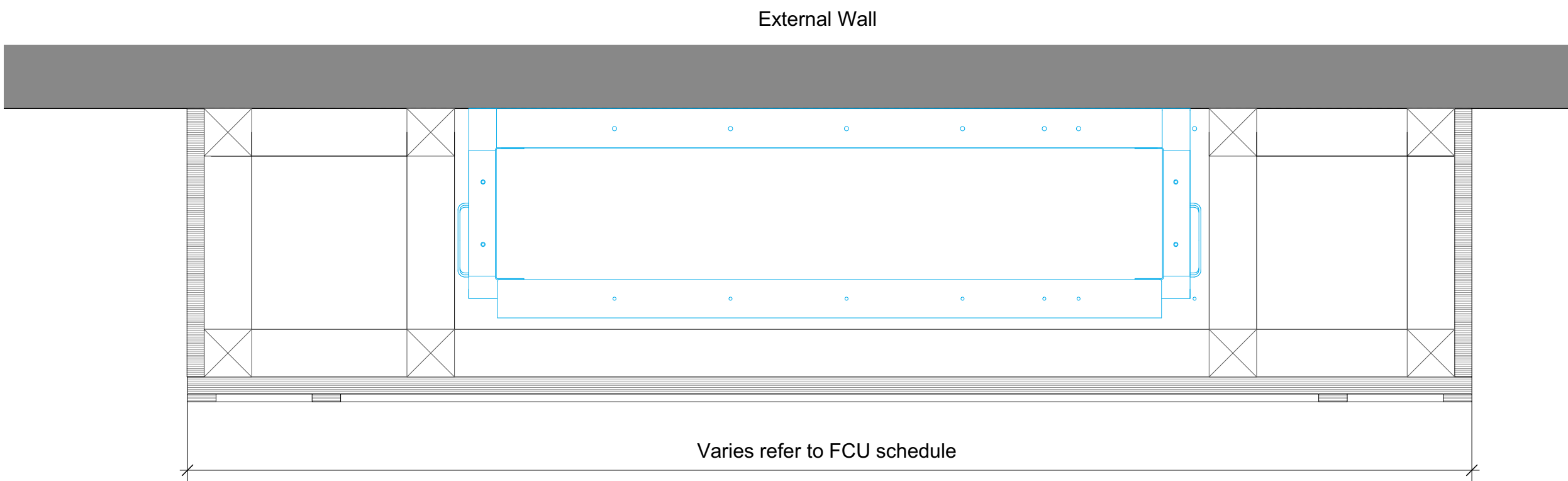
FCU 1: (ID-403)

FOURTH FLOOR:

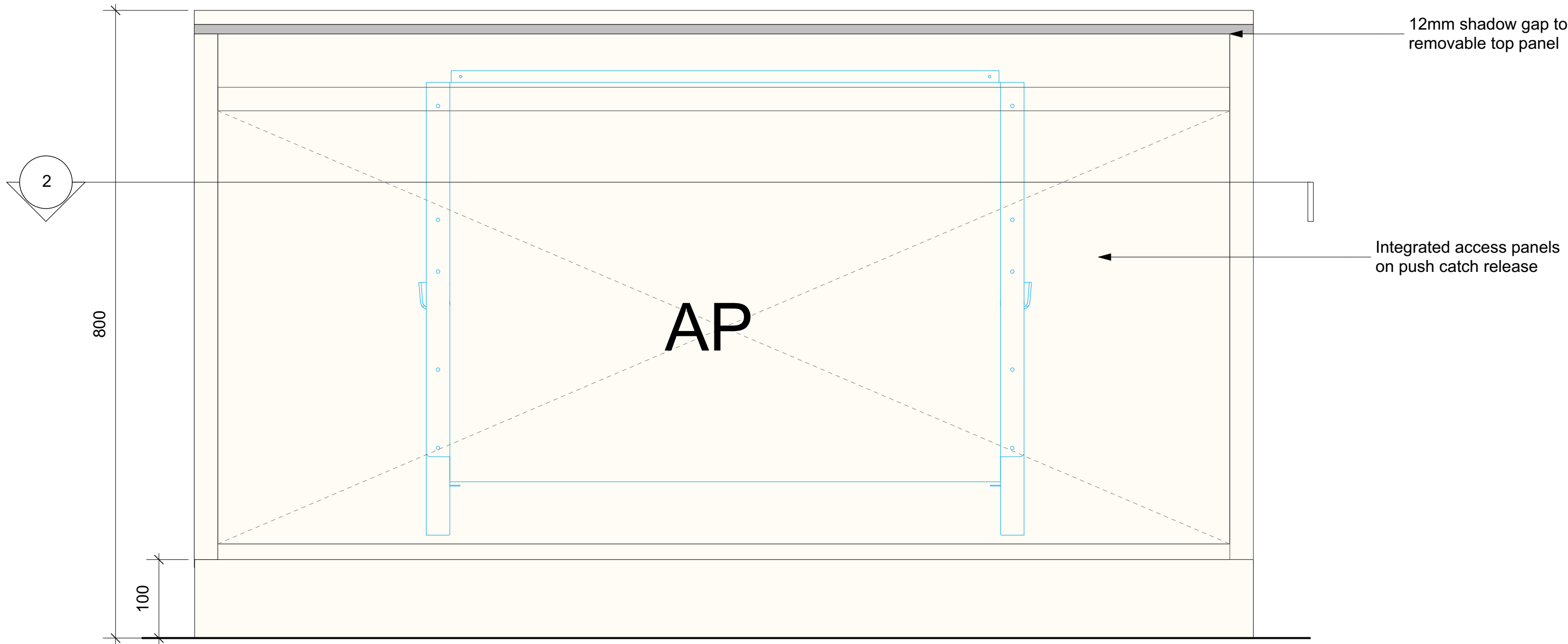
FCU 1: TBC
FCU 2: TBC
FCU 3: TBC



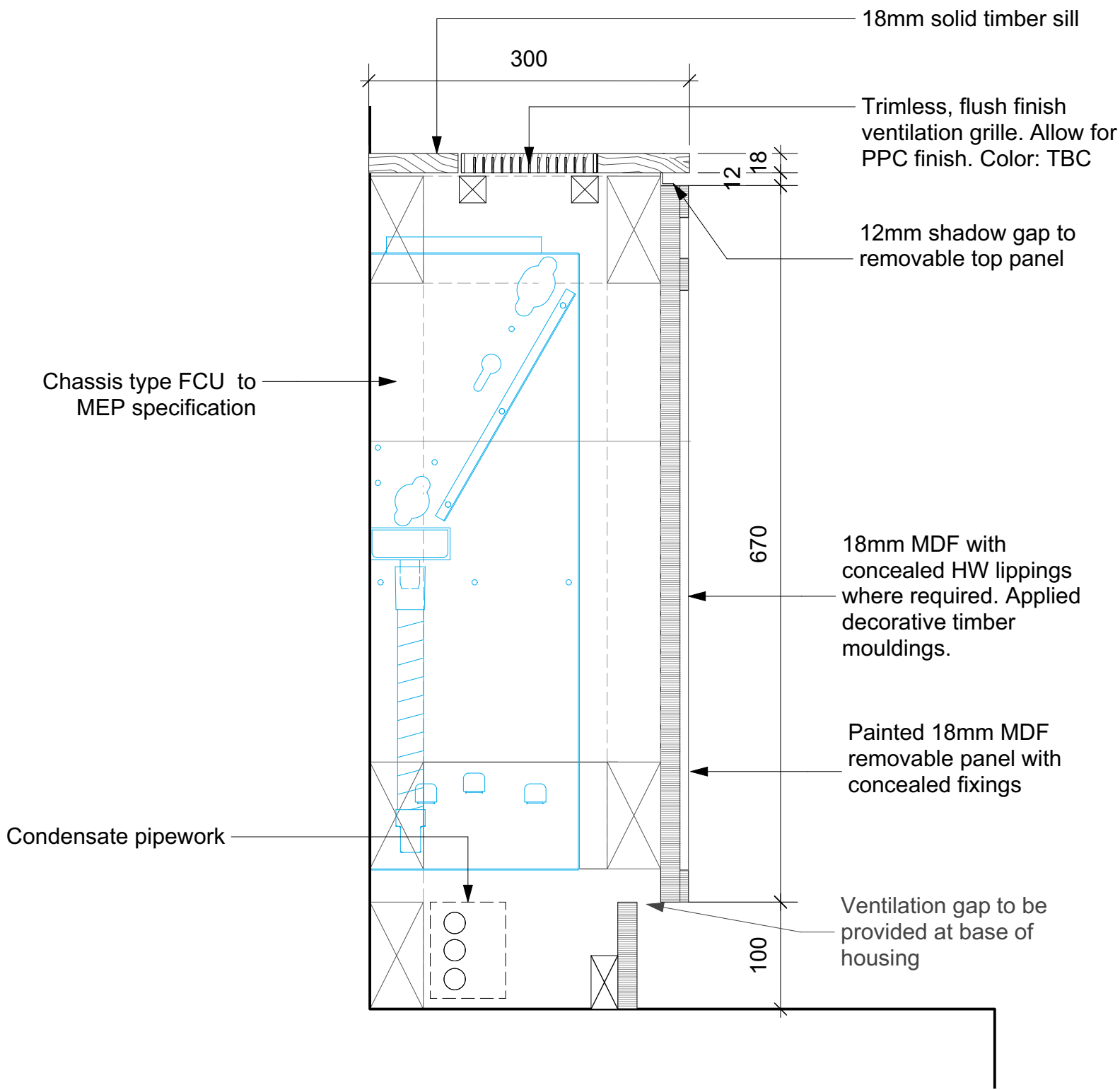
1 Proposed Fan Coil Casing Top View
Scale: 1:5



2 Proposed Fan Coil Casing Plan
Scale: 1:5



3 Proposed Fan Coil Casing Front Elevation
Scale: 1:5



5 Proposed Section
Scale: 1:5

All dimensions to be checked on site prior to commencement of any works, and/or preparation of any shop drawings.		
Sizes of and dimensions to any structural or services elements are indicative only. See structural and service engineers drawings for actual sizes / dimensions.		
This drawing to be read in conjunction with all other Architect's drawings, specifications and other Consultants' information.		
All proprietary systems shown on this drawing are to be installed strictly in accordance with the Manufacturers/Suppliers recommended details.		
Any discrepancies between information shown on this drawing and any other contract information or manufacturers/suppliers recommendations is to be brought to the attention of the Architect.		

Revision	Date	Amendment
PL1	30/11/2023	Issued for Planning

Date March 2023		Project 31 Great Queen Street		Job Ref. 433
Scale 1:200@A3	Drawn AP	Check MH	Title Proposed Typical L/L FCU Casing Detail	
Status PLANNING	Client Ref MCF		Drwg. no. 433(ID)403	Rev. PL1
Hale Brown Architects Ltd. Unit 1.04, Edinburgh House, 170 Kennington Lane, London, SE11 5DP T: 020 3735 7442 E: mail@halebrown.com W: www.halebrown.com				

halebrown
architects