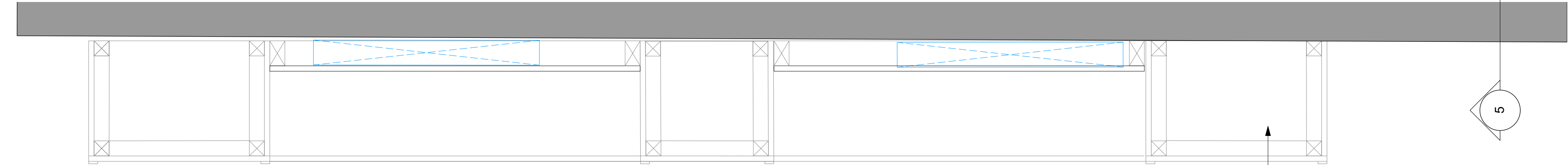
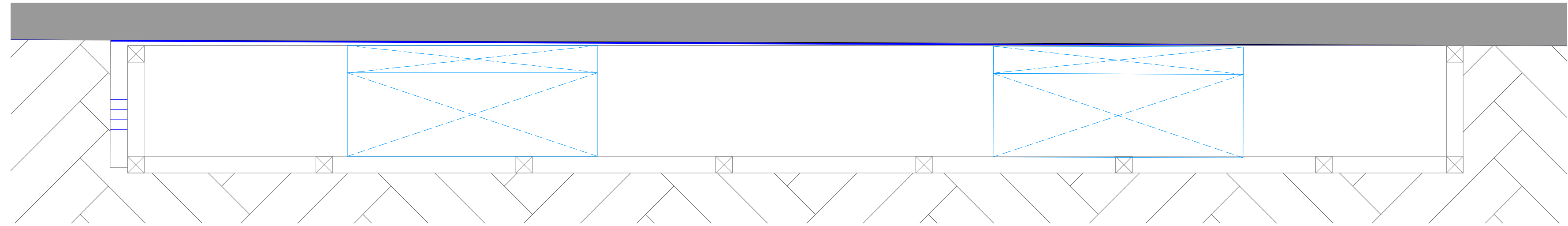


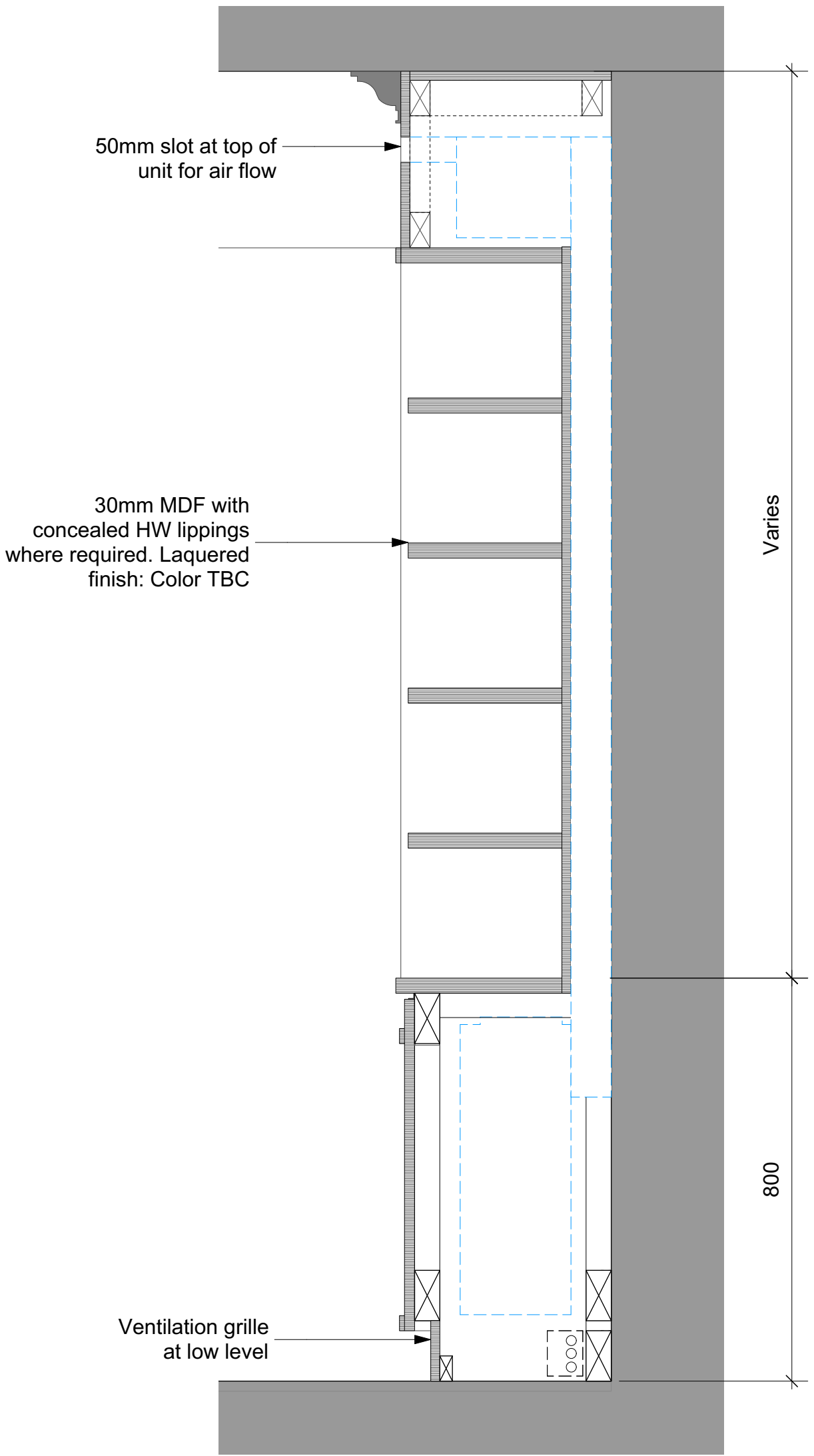
3 FCU Storage Unit Elevated
Scale: 1:10



2 High Level Plan Detail
Scale: 1:10



1 Low Level Plan Detail
Scale: 1:10



4 FCU Storage Unit Section
Scale: 1:10

All dimensions to be checked on site prior to commencement of any works, and/or preparation of any shop drawings.
Sizes of and dimensions to any structural or services elements are indicative only. See structural and service engineers drawings for actual sizes / dimensions.
This drawing to be read in conjunction with all other Architect's drawings, specifications and other Consultants' information.
All proprietary systems shown on this drawing are to be installed strictly in accordance with the Manufacturers/Suppliers recommended details.
Any discrepancies between information shown on this drawing and any other contract information or manufacturers/suppliers recommendations is to be brought to the attention of the Architect.

Revision	Date	Amendment
PL1	30/11/2023	Issued for Planning

Date March 2023	Project 31 Great Queen Street	Job Ref. 433
Scale 1:10@A1	Drawn AP	Check MH
Status PLANNING	Client Ref MCF	Title Proposed Typical FCU Shelving Joinery Details
	Drwg. no. 433(ID)402	Rev. PL1
Hale Brown Architects Ltd. Unit 1.04, Edinburgh House, 170 Kennington Lane, London, SE11 5DP T: 020 3735 7442 E: mail@halebrown.com W: www.halebrown.com		