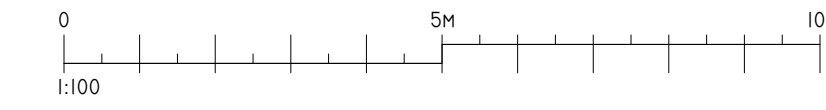
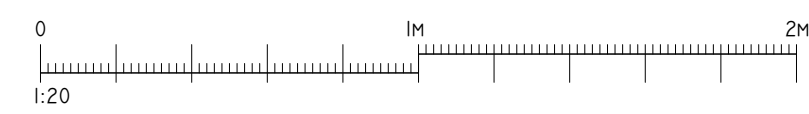


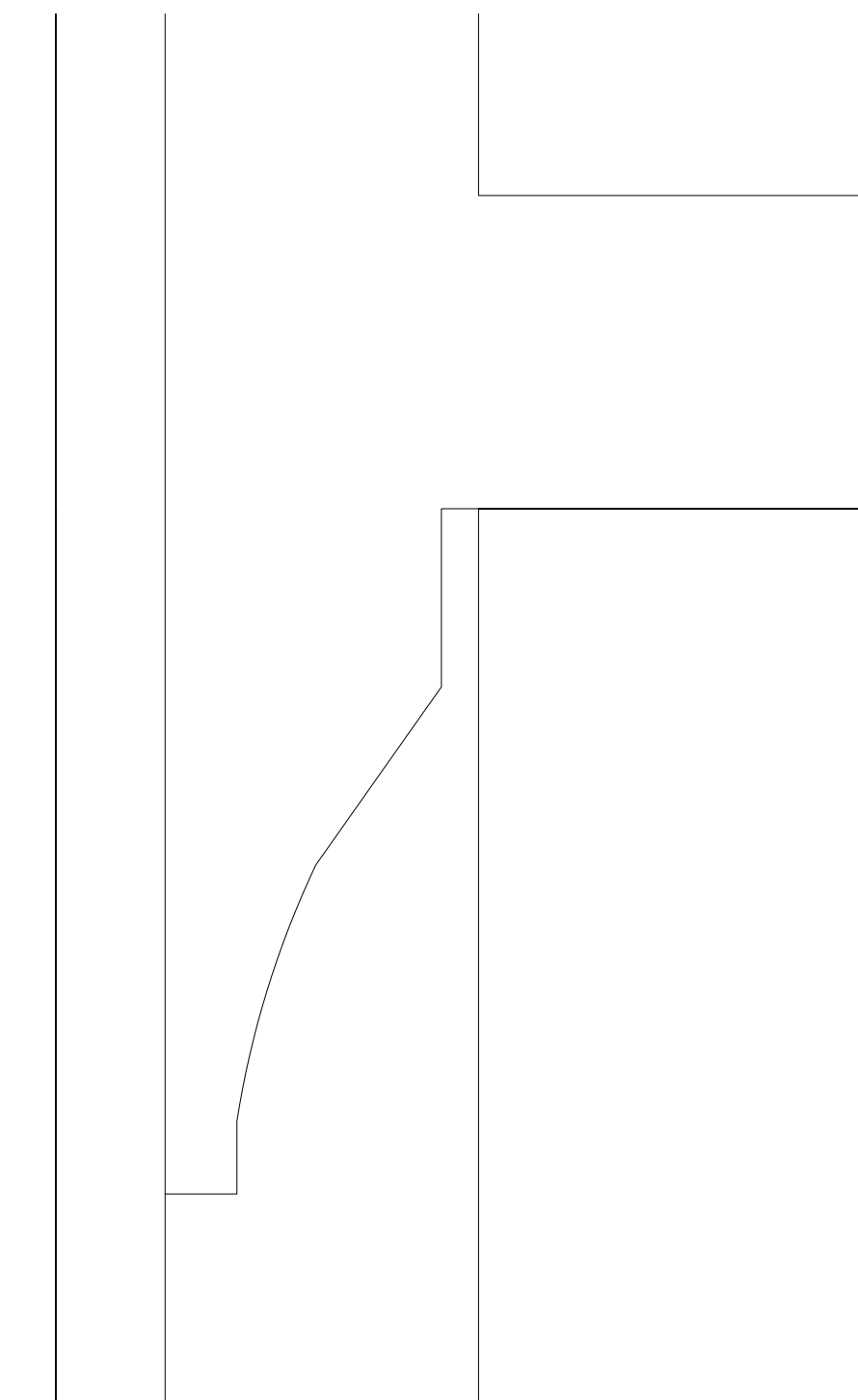
# EXISTING ELEVATIONS



# EXISTING WINDOW SCHEDULE



# HORN DETAIL SCALE 1:1



This drawing and the copyrights and patents therein are the property of JSM and may not be used or reproduced without consent or attribution.

It is the responsibility to review these drawings to ensure compliance with the latest building regulations and guidance documents as well as ensure the detailed measurements are correct before undertaking works.

No structural, intrusive or specialist surveys have been undertaken as part of this design.

CLIENT: 14, SARRE ROAD, LONDON NW2 3SL	TITLE: EXISTING ELEVATIONS AND WINDOW SCHEDULE
PROJECT: WINDOW RENEWAL	DRAWN BY: PLANNING
SCALE: 1/100 @ A1	DATE: 09.03.2023
DRAWN BY: [Signature]	CHECKED BY: [Signature]