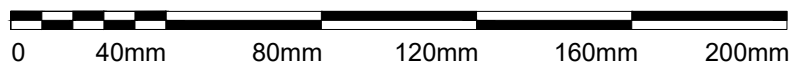
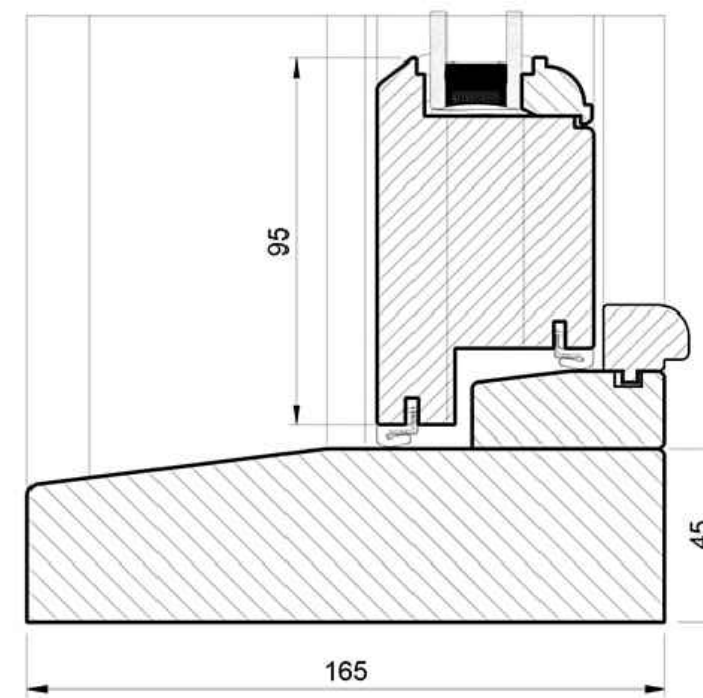
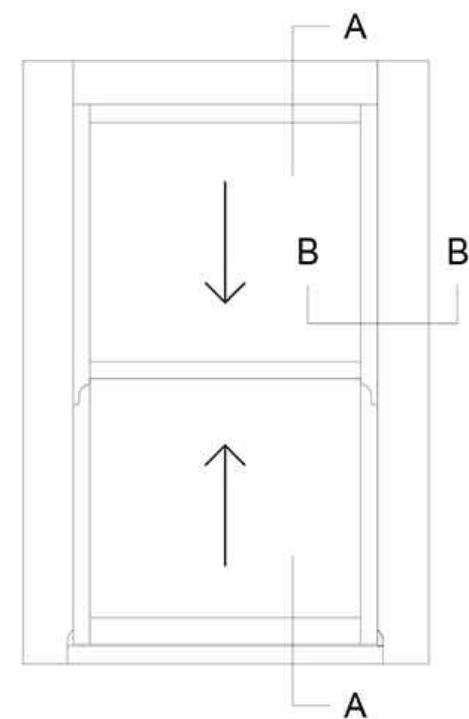


Section B-B

Section A-A



Proposed - Timber Sash Conservation Style Double Glazed Window Typical Details  
Scale 1:2@A3 PA-09

- notes
- All dimensions to be checked on site before fabrication
  - Contractor to refer to engineers' drawings before proceeding with works
  - All drawings and designs are covered by design right (Intellectual property), and may not be distributed, copied or issued without written consent of the architect
  - All design concepts are the sole property of the architect and no adaptations, reproductions or copies may be made without written consent of the architect
  - These drawings are subject to any variation required or recommended by any statutory authority, or for the better carrying out of the works
  - Samples to be provided by contractor for the architect approval
  - All finishes to architect's satisfaction
  - All drawings to be approved by the architect before construction
  - All works to be carried out in accordance with current Building Regulations

revisions	date	rev
Planning	17.04.23	00
Planning	14.11.23	01

architect



175 Graham Road  
London, E8 1PD

info@ccasa.co.uk  
www.ccasa.co.uk  
@ccasaarchitects

project

133 King Henry's Road, Garden Flat,  
London NW3 3RD

client

Private Client

drawing title

**PROPOSED**  
Typical Timber Window Detail

scale at A1	scale at A3	date
-	1:2	14.11.23

job no.	drawing	rev.
2116	PA-09	01