

D1815

REV A
13/12/2023

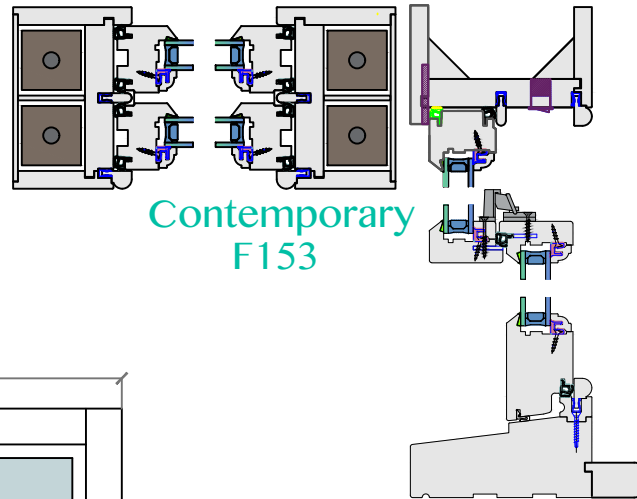
Seen From Outside



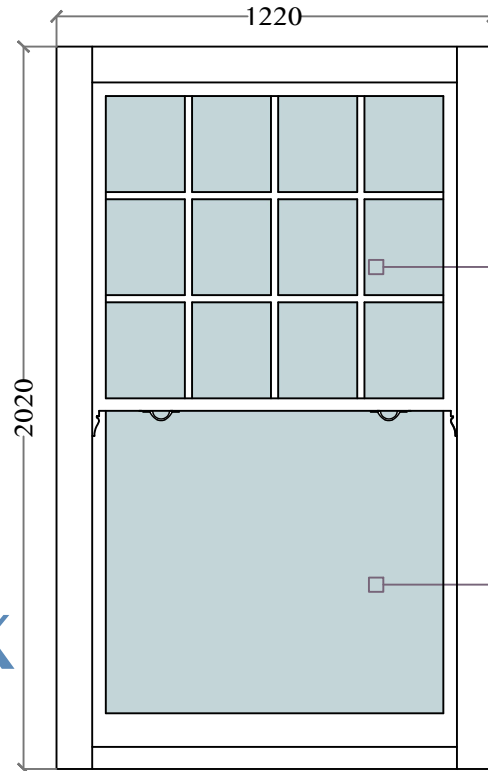
FF-Front - Living Room

Weight Loaded Timber Sash Window

SW01
SW02



Contemporary
F153



INSIDE LOW E
4 15.5 18 Ar argon 39.948
4 OUTSIDE Float

TOUGHENED
INSIDE LOW E
4 15.5 18 Ar argon 39.948
4 OUTSIDE Float

Project address:

77 F2, Aberdare Gardens
NW6 3AN


Client:

Julia Wu

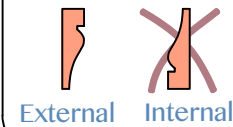
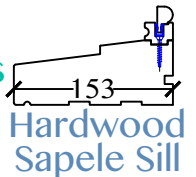
Paint Details:

INSIDE: RAL 9016 WHITE

OUTSIDE: RAL 9016 WHITE



Weights



Ironmongery Finish: Satin Chrome



2X
Lockable
Angel Lock



2X
Heritage Lock



2X
Outside D
Handles



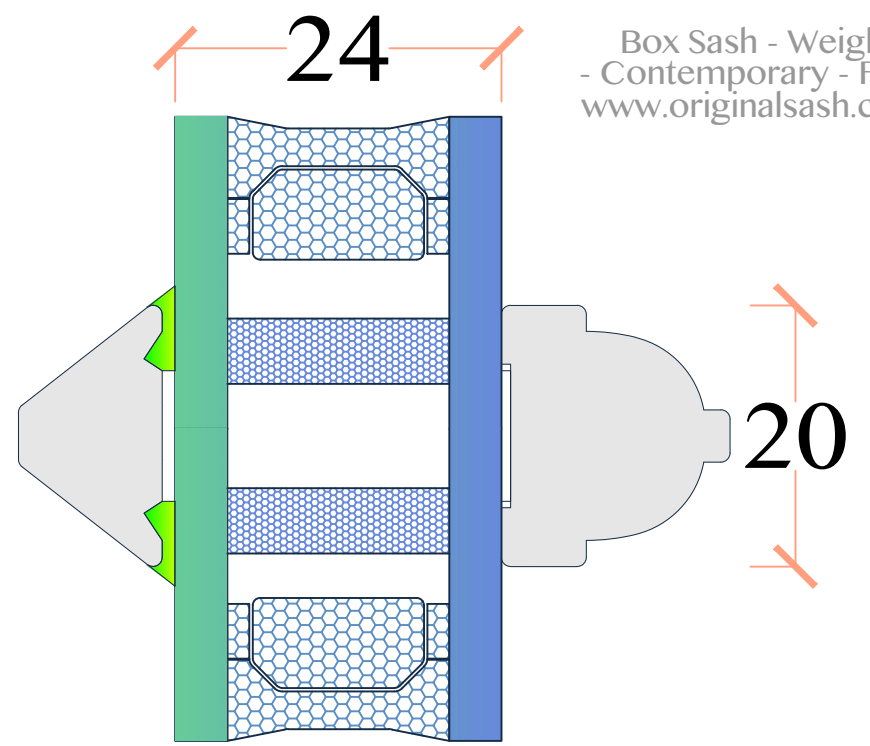
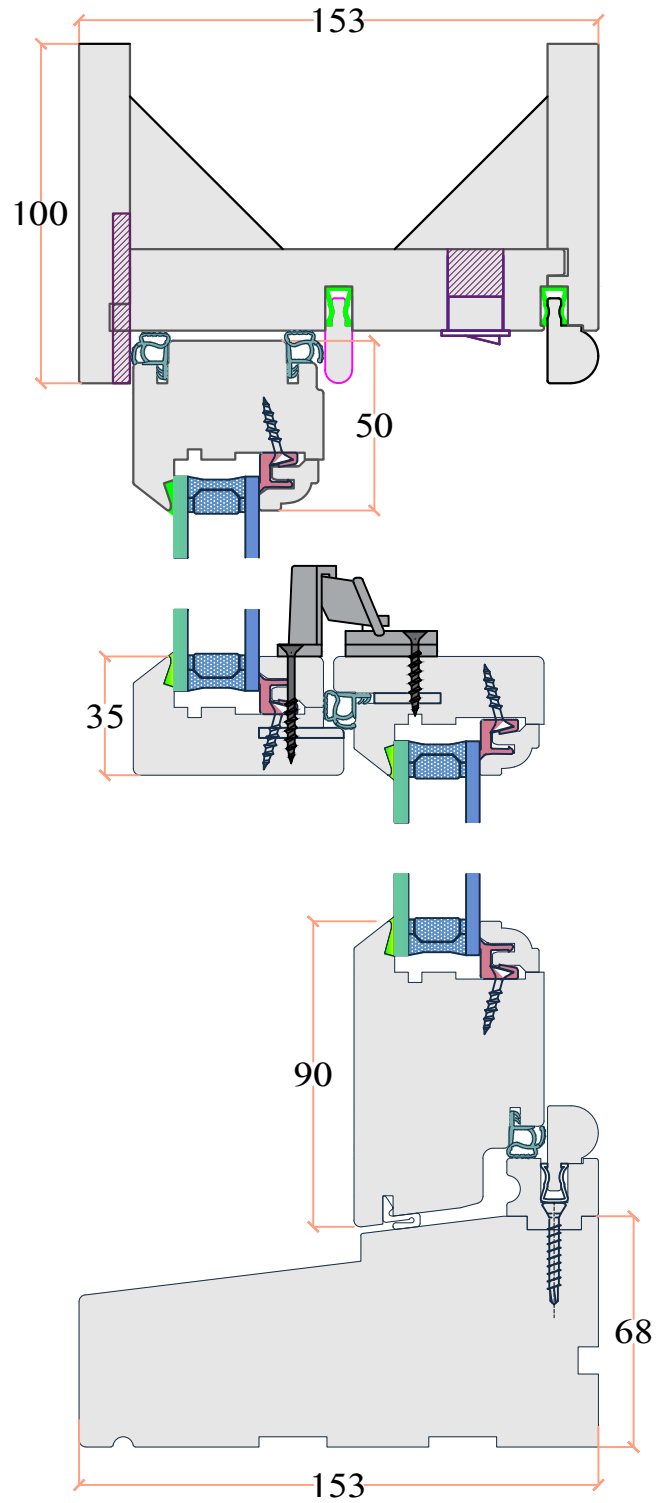
4X
Pulleys



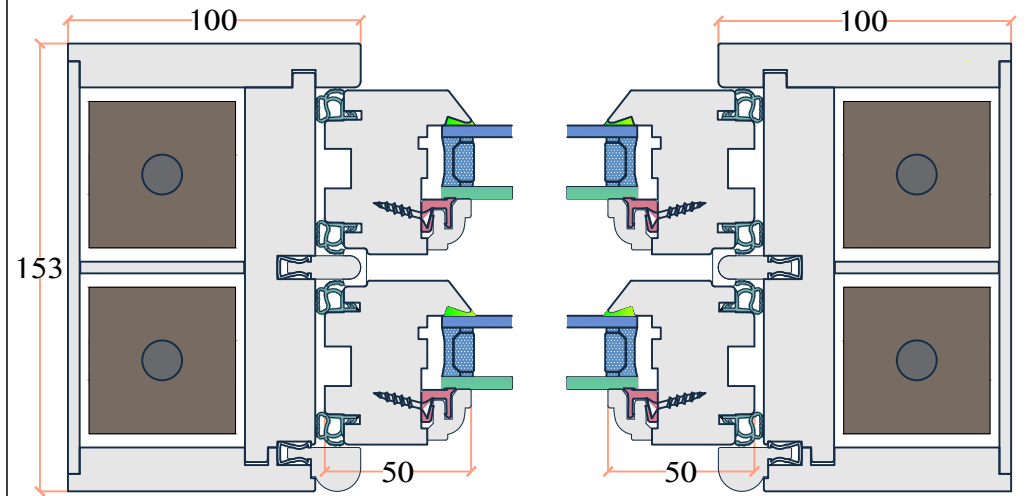
2X
Sash Lifts

Notes:
Concealed Trickle Vents
(subject to approval)

Fitting:
Refit box reveals
To Have 20 x 20



Box Sash - Weights
 - Contemporary - F153
www.originalsash.co.uk



D1815

REV A
13/12/2023

Seen From Outside

ORIGINAL
SASH
BY SOLLEX

2

FF - LHS - Office
Timber Casement Window
CW04

Project address:

77 F2, Aberdare Gardens
NW6 3AN

Client:

Julia Wu

Paint Details:

INSIDE: RAL 9016 WHITE

OUTSIDE: RAL 9016 WHITE

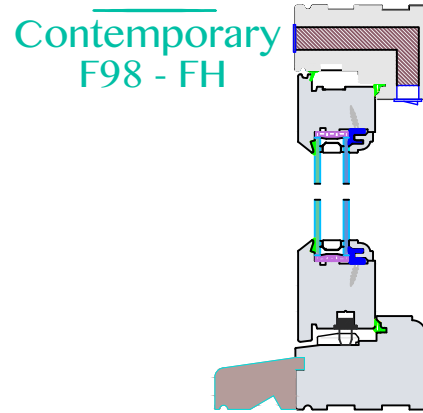
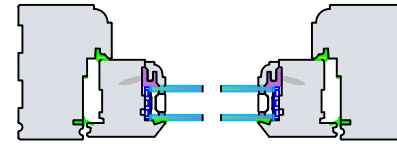
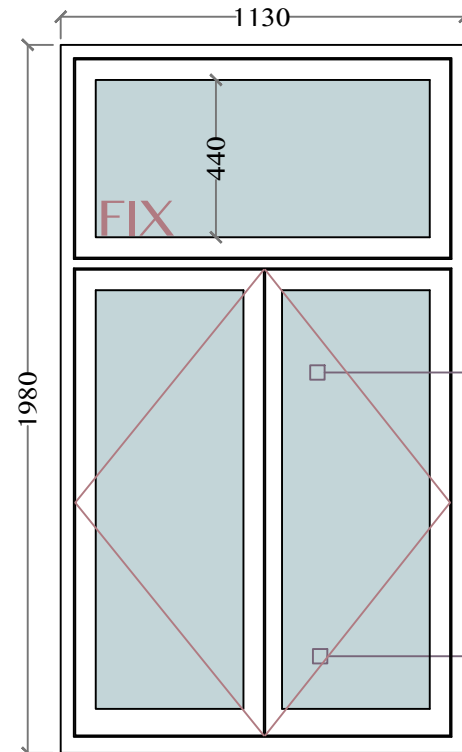


REDWOOD

Round
Profile
Internal
Glazing



Telescopic

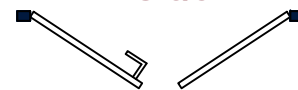


Contemporary
F98 - FH

INSIDE LOW E
4 15.5 18 Ar argon 39.948
4 OUTSIDE Float

TOUGHENED
INSIDE LOW E
4 15.5 18 Ar argon 39.948
4 OUTSIDE Float

Inside




Outside

Notes:
Concealed Trickle Vents
(subject to approval)

Fitting:
Refit box reveals

Ironmongery Finish: Satin Chrome



1x
Conniseur
Locking
Handle



Mega Egress Hinges
(concealed into the frame)
(no visible when the window is closed)

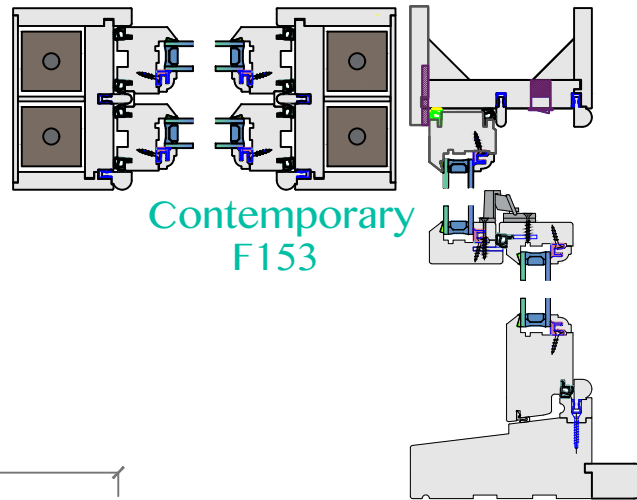
D1815

REV A
13/12/2023

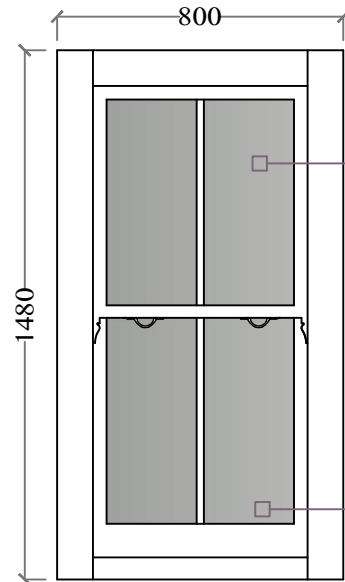
Seen From Outside



FF - LHS - Side Office
Weight Loaded Timber Sash Window
SW05



Contemporary
F153



INSIDE LOW E
4 15.5 18 Ar argon 39.948
OUTSIDE Float
Sandblasted
Obscured

TOUGHENED
INSIDE LOW E
4 15.5 18 Ar argon 39.948
OUTSIDE Float
Sandblasted
Obscured

Project address:

77 F2, Aberdare Gardens
NW6 3AN

Client:

Julia Wu

Paint Details:

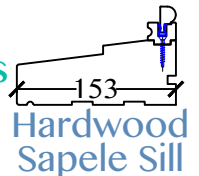
INSIDE: RAL 9016 WHITE

OUTSIDE: RAL 9016 WHITE



REDWOOD

Weights



Hardwood
Sapele Sill

Horns:

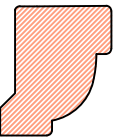


External



Internal

Round
Profile
Internal
Glazing



Ironmongery Finish: Satin Chrome



2X
Lockable
Angel Lock



1X
Heritage Lock



2X
Outside D
Handles



4X
Pulleys



2X
Sash Lifts

Notes:
Concealed Trickle Vents
(subject to approval)

Fitting:

D1815

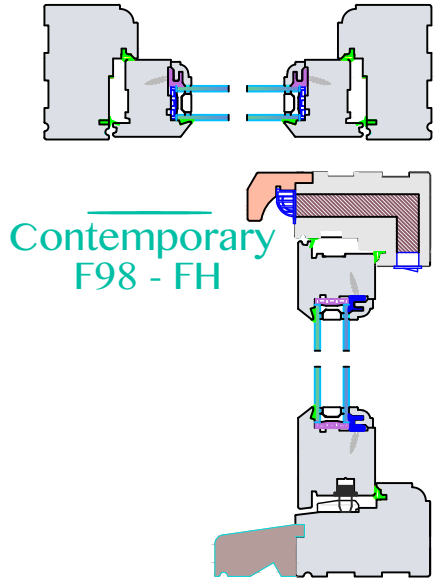
REV A
13/12/2023

Seen From Outside



FF - LHS - Bathroom
Timber Casement Window
CW06

Project address: **77** F2, Aberdare Gardens
NW6 3AN
Client: Julia Wu

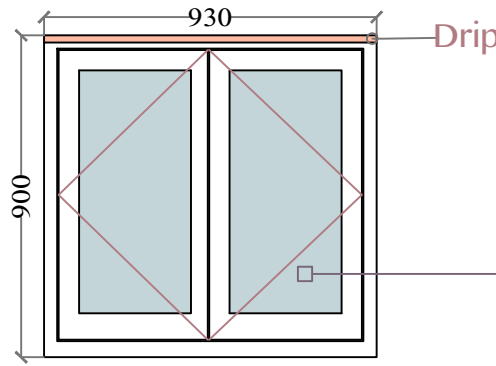


Paint Details:
INSIDE: RAL 9016 WHITE
OUTSIDE: RAL 9016 WHITE

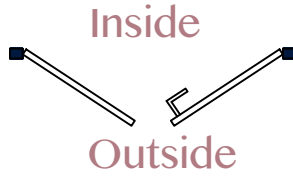
REDWOOD 

Round Profile Internal Glazing 

 Telescopic




TOUGHENED
INSIDE LOW E
4 15.5 Ar argon 39.948
4 OUTSIDE Float



Notes:
Concealed Trickle Vents
(subject to approval)
Fitting:

Ironmongery Finish: Satin Chrome

1x Conniseur Locking Handle 

Mega Egress Hinges
(concealed into the frame)
(no visible when the window is closed)

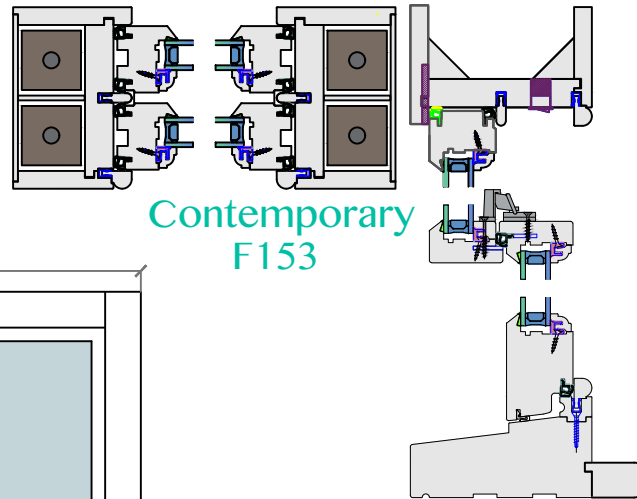
D1815

REV A
13/12/2023

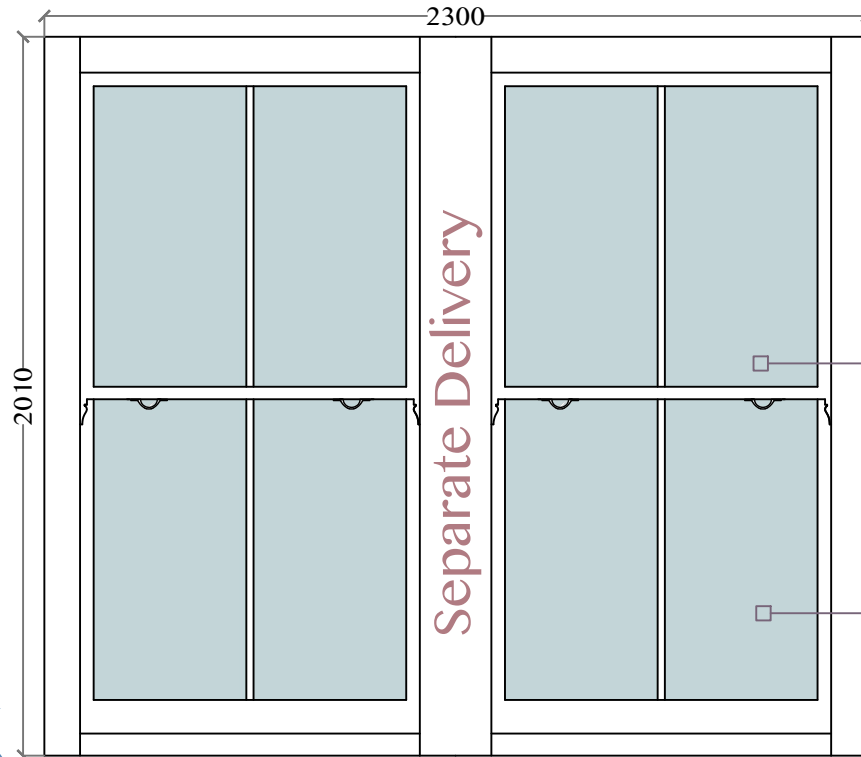
Seen From Outside



FF - Rear - Bedroom
Weight Loaded Timber Sash Window
(D)SW07 (A+B)
(D)SW09 (A+B)



Contemporary
F153



Separate Delivery

INSIDE LOW E
4 15.5 Ar argon 39.948

4 OUTSIDE Float

TOUGHENED

INSIDE LOW E
4 15.5 Ar argon 39.948

4 OUTSIDE Float

Project address:

77 F2, Aberdare Gardens
NW6 3AN

Client:

Julia Wu

Paint Details:

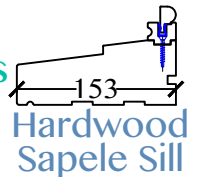
INSIDE: RAL 9016 WHITE

OUTSIDE: RAL 9016 WHITE



REDWOOD

Weights



Hardwood
Sapele Sill

Horns:

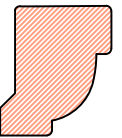


External



Internal

Round
Profile
Internal
Glazing



Ironmongery Finish: Satin Chrome



4X
Lockable
Angel Lock



4X
Heritage Lock



4x
Outside D
Handles

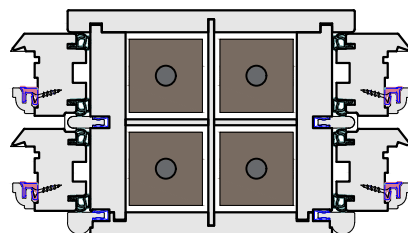


8x
Pulleys



4x
Sash Lifts

Notes:
Concealed Trickle Vents
(subject to approval)
Bullnose 70 x 2400
Fitting:
Refit box reveals



D1815

REV A
13/12/2023

Seen From Outside

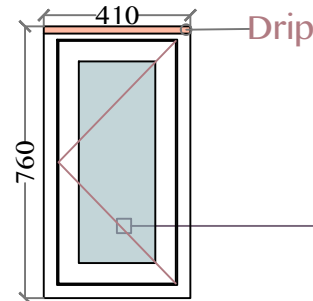
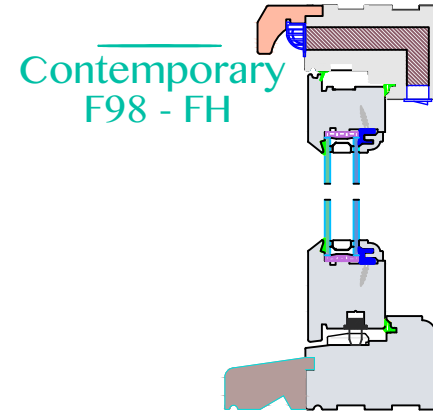
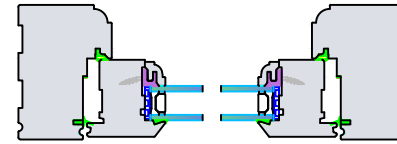
FF - Rear - Ensuite
Timber Casement Window
CW08

Project address:

77 F2, Aberdare Gardens
NW6 3AN

Client:

Julia Wu



TOUGHENED
INSIDE LOW E
4 15.5 Ar argon 39.948
4 OUTSIDE Float

Paint Details:

INSIDE: RAL 9016 WHITE

OUTSIDE: RAL 9016 WHITE




REDWOOD

Round
Profile
Internal
Glazing



Telescopic

Ironmongery Finish: Satin Chrome



1x
Conniseur
Locking
Handle

Mega Egress Hinges
(concealed into the frame)
(no visible when the window is closed)

Notes:
Concealed Trickle Vents
(subject to approval)

Fitting:

D1815 - B2

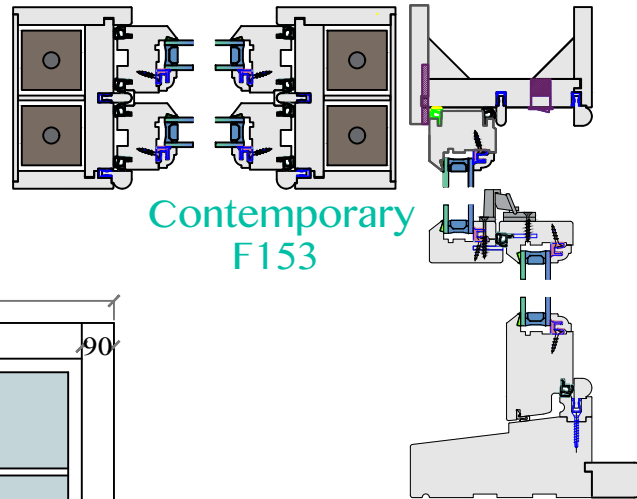
REV A
13/12/2023

Seen From Outside

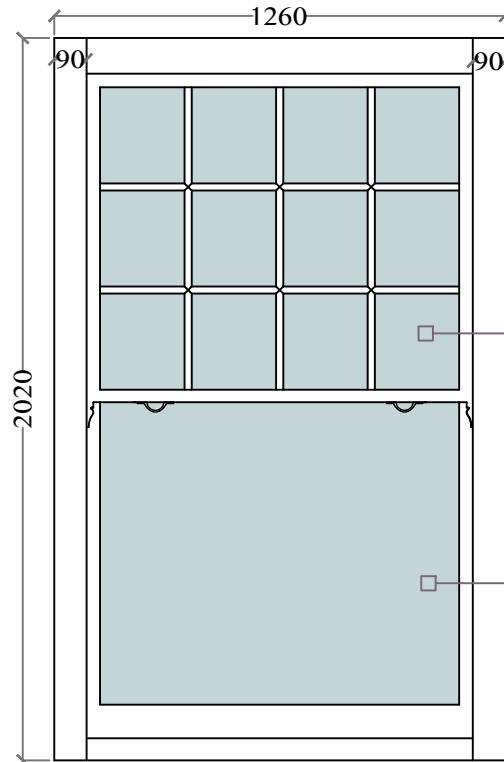
ORIGINAL
SASH
BY SOLLEX

7

FF - Front - Kitchen
Weight Loaded Timber Sash Window
SW03



Contemporary
F153



INSIDE LOW E
4 15.5 Ar argon 39.948
4 OUTSIDE Float

TOUGHENED
INSIDE LOW E
4 15.5 Ar argon 39.948
4 OUTSIDE Float

Project address:

77 F2, Aberdare Gardens
NW6 3AN

Client:

Julia Wu

Paint Details:

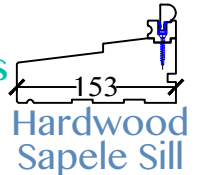
INSIDE: RAL 9016 WHITE

OUTSIDE: RAL 9016 WHITE

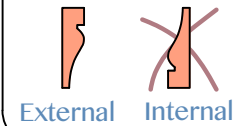


REDWOOD

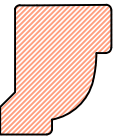
Weights



Horns:



Round Profile
Internal
Glazing



Ironmongery Finish: Satin Chrome



2X
Lockable
Angel Lock



2X
Heritage Lock



2X
Outside D
Handles



4X
Pulleys



2X
Sash Lifts

Notes:
Concealed Trickle Vents
(subject to approval)

Fitting: