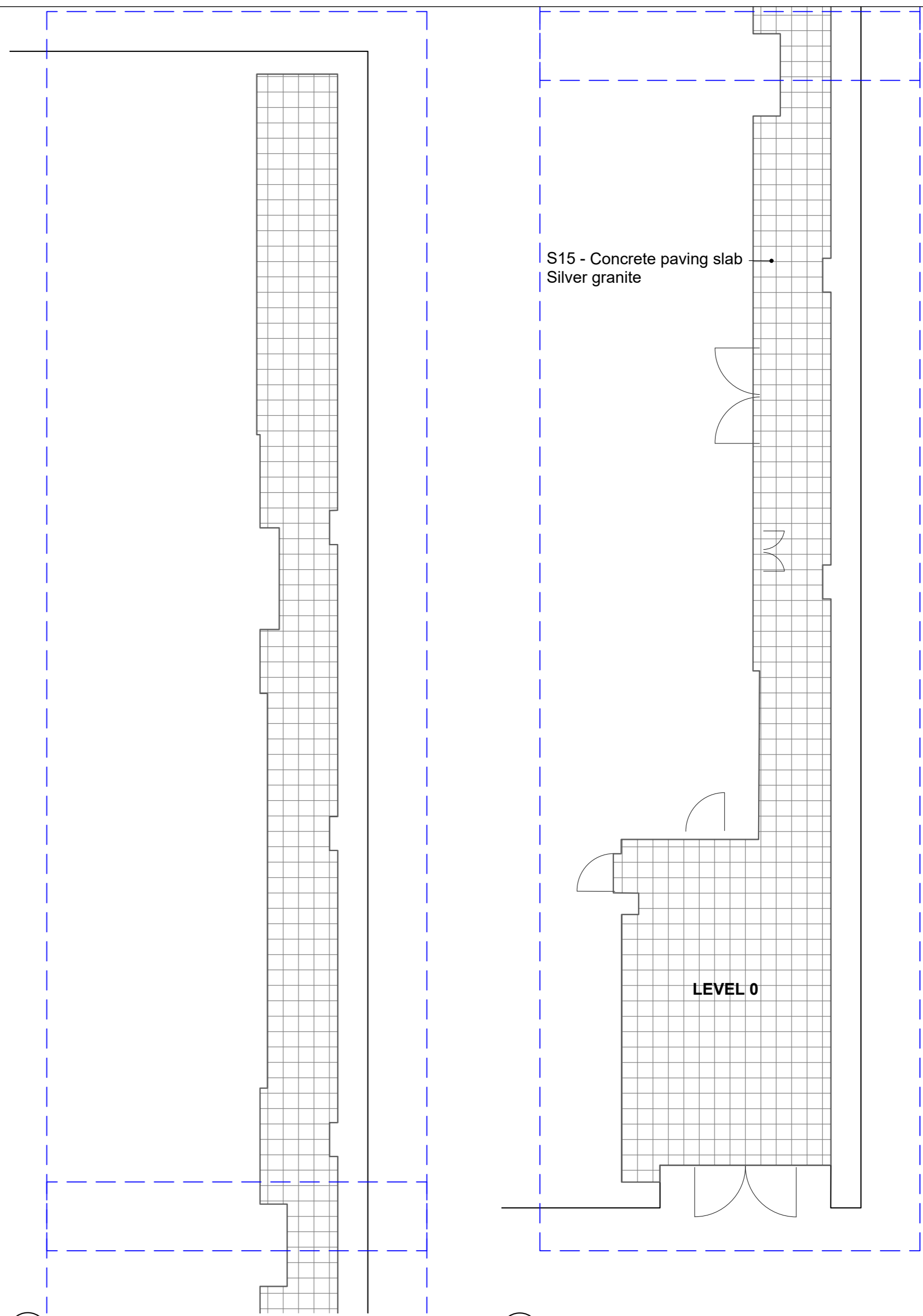
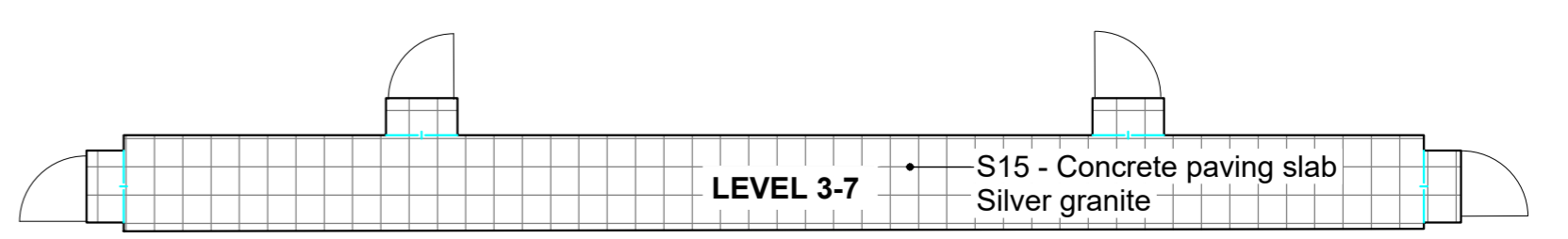


1 Level 2  
Scale: 1:100

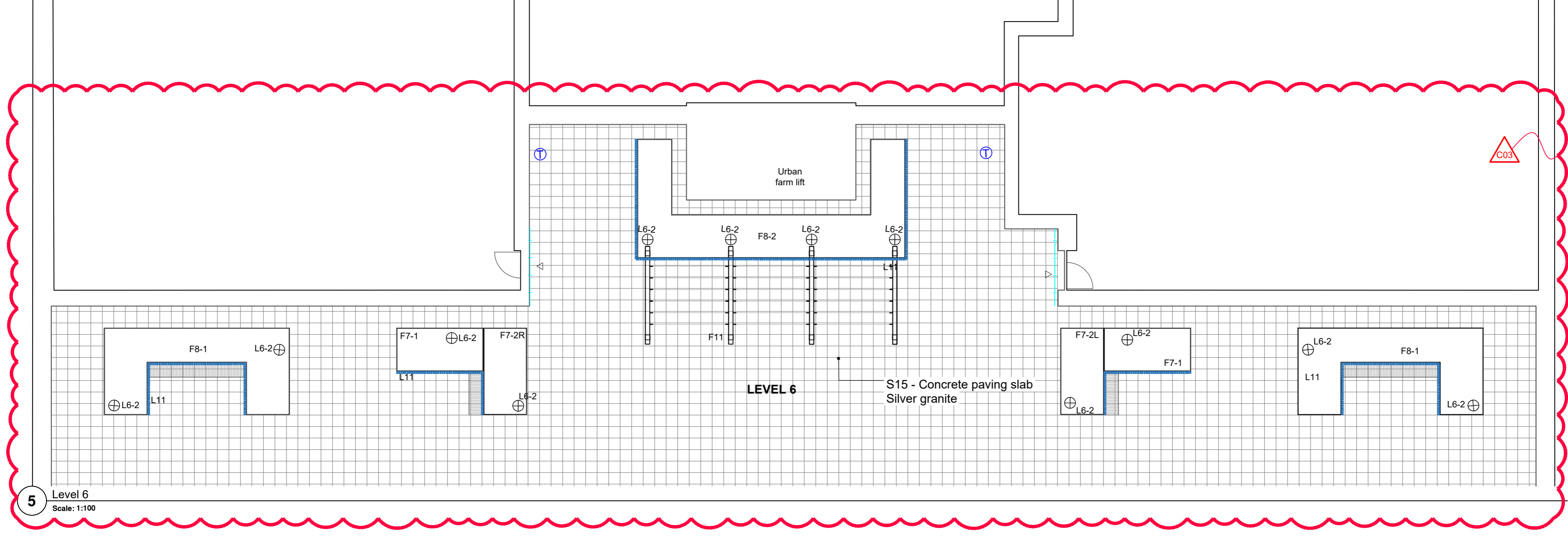


2 Level 0  
Scale: 1:100

3 Level 0  
Scale: 1:100

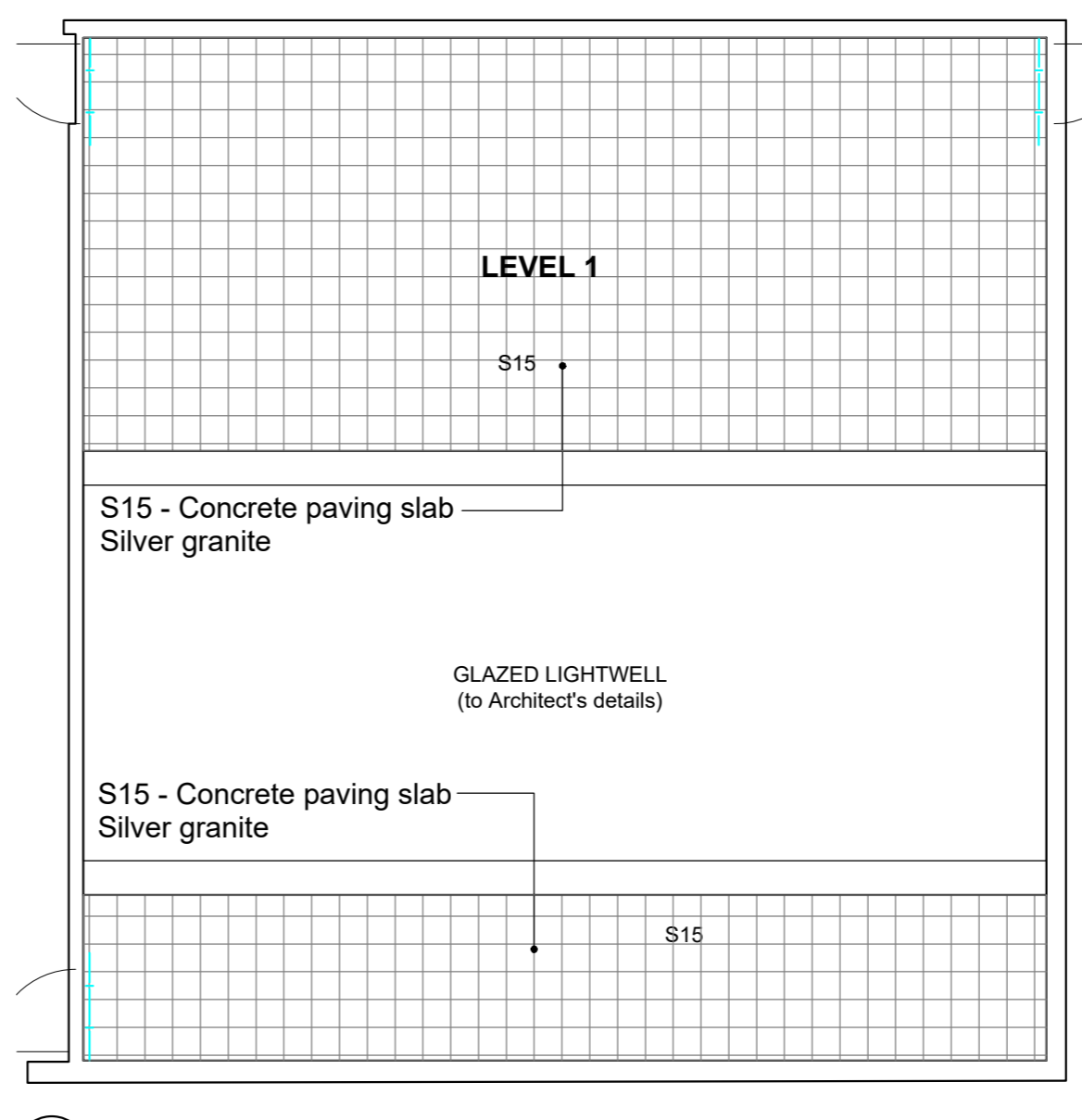


4 Level 3 - 7  
Scale: 1:100

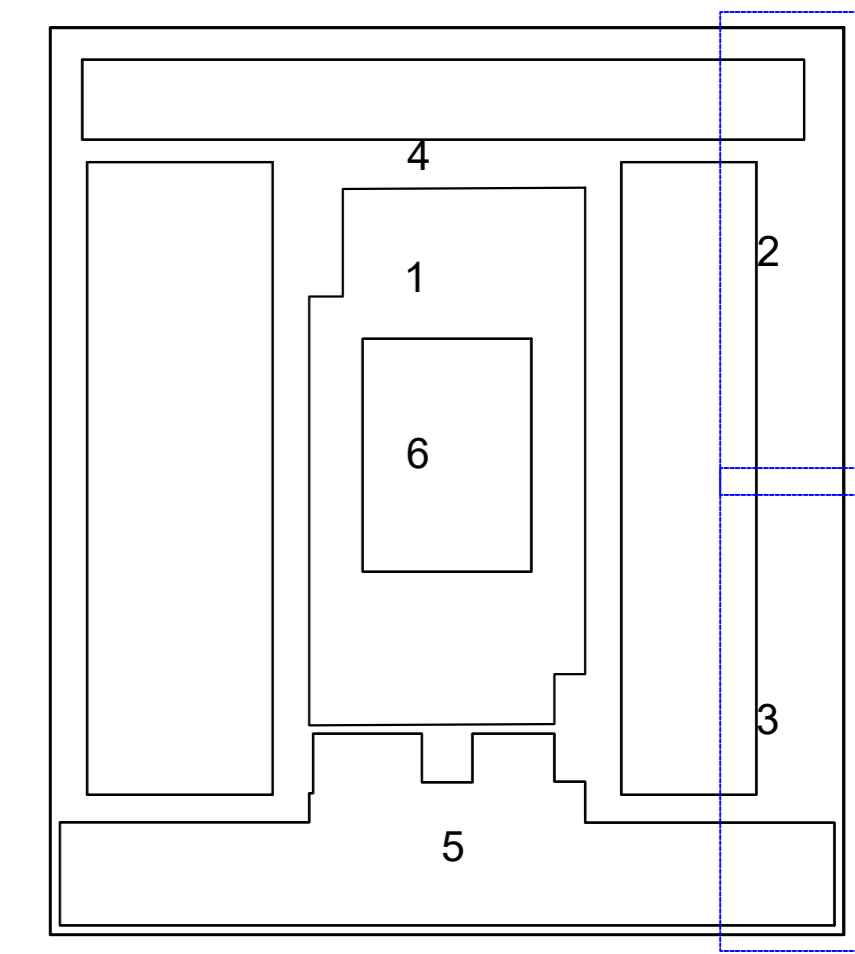


5 Level 6  
Scale: 1:100

KEY		FURNITURE		PROPOSED LED LIGHTING	
	<b>PROPOSED RESIN BOUND GRAVEL</b> Autaset resin bound, Oyster, Addagrip. Landscape spec.: Q50.225A		<b>RECTANGLE METAL PLANTER</b> 300x150x75mm. Landscape spec.: Q50.221D		<b>PROPOSED LED LIGHTING</b> Down light to planters. Landscape spec.: V91
	<b>PROPOSED CONCRETE PAVING SLAB</b> 400x400x40mm, Mayfair flag. Silver granite, Tolernara. Landscape spec.: Q25.312A		<b>RECTANGLE METAL PLANTER WITH SEAT &amp; LIGHT</b> 300x150x75mm. Landscape spec.: Q50.221E		<b>PROPOSED TAP POINT</b> for manual irrigation, floor recessed outdoor tap-point
	<b>ALUMINIUM EDGE</b> AluExcel by Kinkley. Landscape spec.: Q10.200A		<b>RECTANGLE METAL PLANTER WITH SEAT &amp; LIGHT</b> 300x150x75mm. Landscape spec.: Q50.221E		<b>PRIVATE TERRACE WALL</b> to architect's details.
	<b>THRESHOLD DRAIN</b> Aluminium, ACO to civil engineer specification. Landscape spec.: Q10		<b>U SHAPE METAL PLANTER WITH BENCH</b> 640x300x75mm. Landscape spec.: Q50.221H		
			<b>U SHAPE METAL PLANTER</b> 924x410x75mm. Landscape spec.: Q50.221J		
			<b>BESPOKE METAL PLANTER</b> Size various, Landscape spec.: Q50.221K		
			<b>INTEGRATED BENCH</b> Size various, Landscape spec.: Q50.222		
			<b>PROPOSED PERGOLA</b> Bespoke galvanneal steel structure. Landscape spec.: Q50		
			<b>PROPOSED UP-LIGHTING</b> Up-light under the trees. Landscape spec.: V91		



6 Level 1  
Scale: 1:100



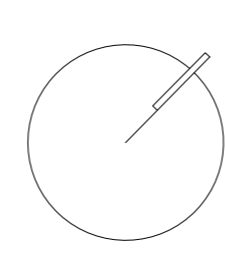
B Navigation map  
Scale: 1:500

Drawing Information  
Copyright of Place Design + Planning Ltd. 2008 | All Rights Reserved | PLEASE NOTE: Figured dimensions take precedent over scale, do not scale from drawings. | Inform Place Design + Planning Ltd of any discrepancies before works commence on site. | All dimensions to be checked on site | DO NOT SCALE FROM DRAWING

Rev.	Description	date	by	checked
C00	Final issue	24/08/22	BF	GH
C01	Minor amendments	28/02/23	CHC	GH
C02	Issue for Condition 24	15/05/23	CHC	GH
C03	Second issue	13/12/23	CC	GH

**NOTE:**

- Parapet and balustrade details specified by architect. Minimum 1100mm pedestrian restraint required on all accessible roof terraces.
- The private terrace walls to architect's details.
- Please refer to CGY00-PLA-ZZZ-RF-DR-LS-00105 for Block B schedule only.
- Please refer to PLACE drawing CGY00-PLA-XXX-RF-DR-LS-00412 for planter details.
- Drainage and plant layout to Engineer's drawings. Circulation paving TBC.



Client  
**St. George North London**  
St George House  
16 The Boulevard  
Inperial Wharf  
London  
SW9 2JB

Project Title  
**Camden Goods Yard**  
Drawing Title  
**Hardworks plan - Block B Roof terrace**  
(2 of 5)  
Project Stage  
**Stage 4**

**PLACE**  
Design + Planning  
scale 1:100 at A1 date 07/09/21 dw by CHC ch by GH  
CGY00-PLA-ZZZ-RF-DR-LS-00101  
rev no. **C03**

Place Design + Planning Ltd  
16 West Barnes Lane  
London, SW20 0BU, UK  
+44 208944 1940  
+44 208944 1117