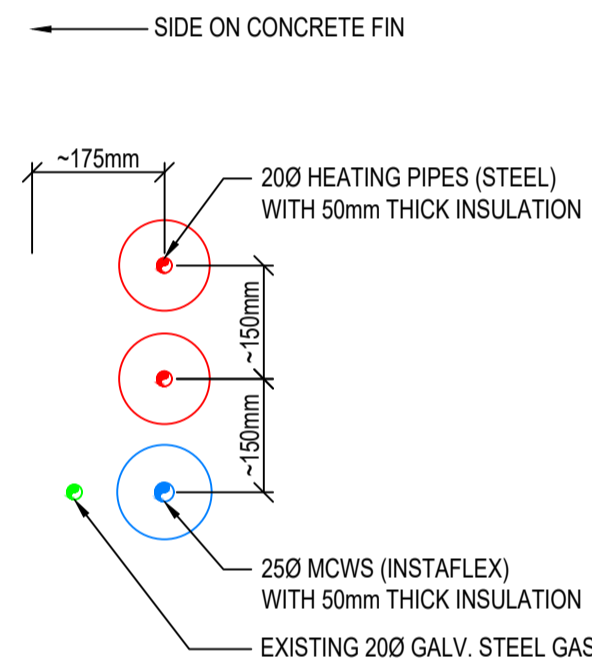
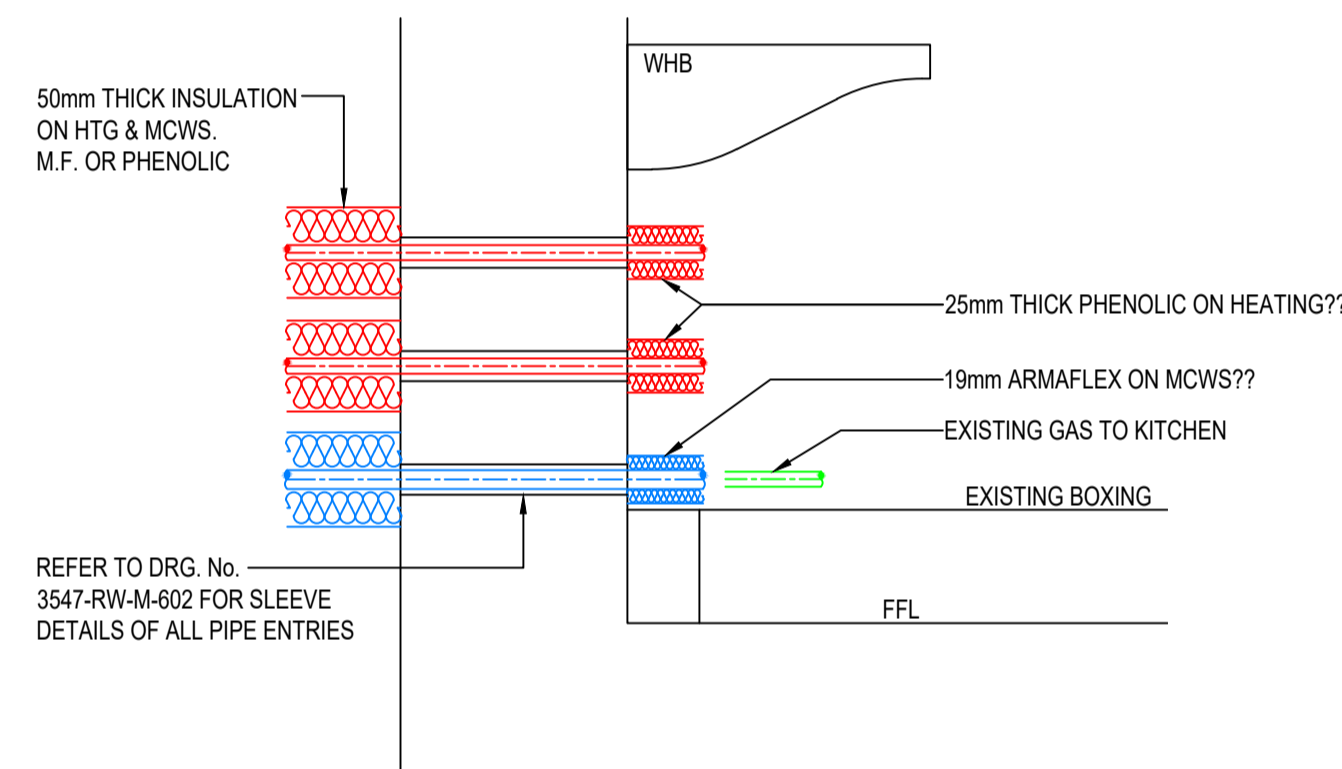
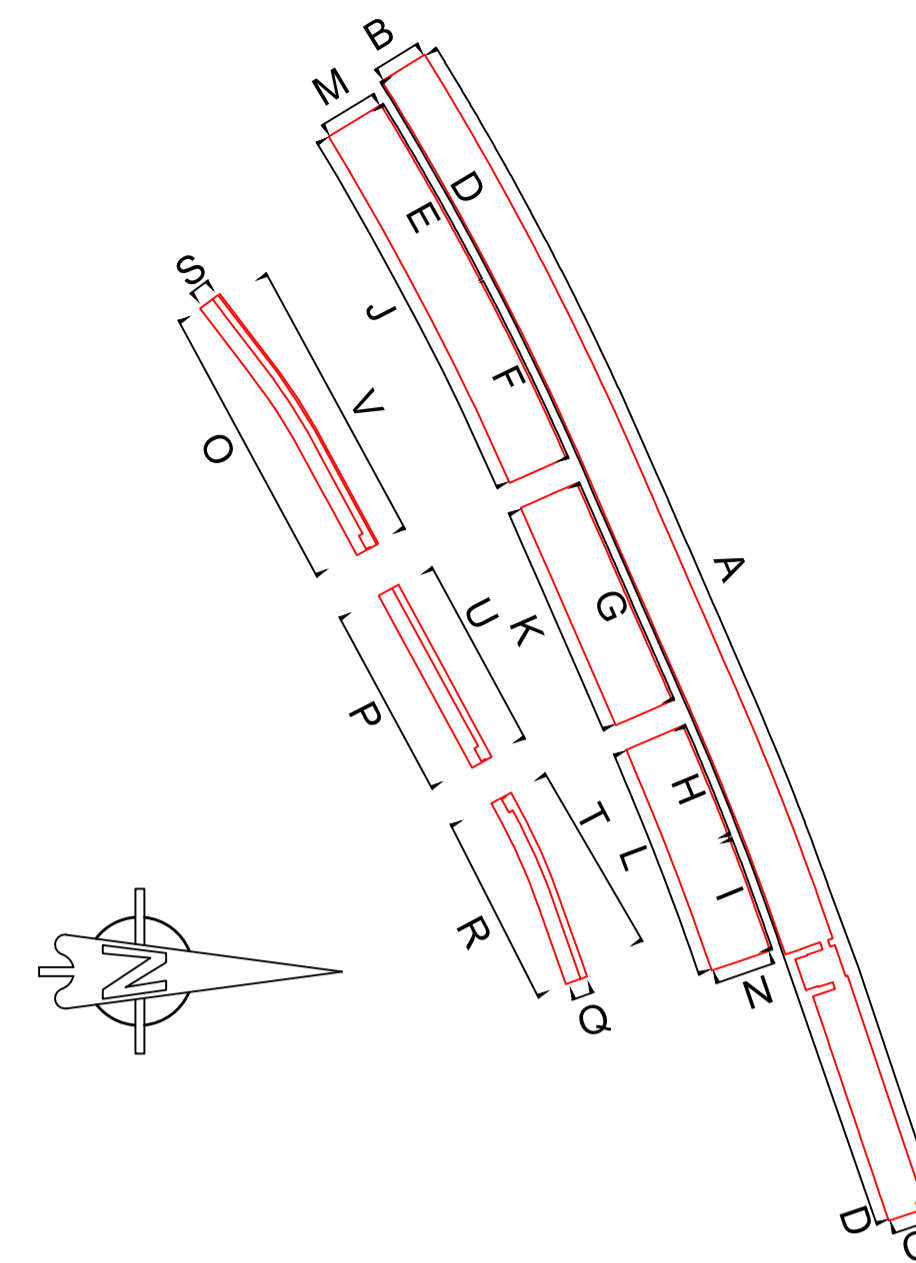


ELEVATION ON SERVICES ON
CONCRETE FIN ON A BLOCKS
SCALE 1:10



ELEVATION DETAILS ON ENTRIES TO FLATS
SCALE 1:10

Key Plan



DETAIL OF PIPE ENTRIES TO
A1 TYPE FLAT
SCALE 1:10

- NOTES
1. ALL EXTERNAL PIPEWORK TO BE FULLY INSULATED AND WEATHER PROOFED WITH P.I.B. AND STUCCO ALUMINIUM SHEET CLADDING.
 2. FOR STANDARD DRAWING NOTES & LEGEND PLEASE REFER TO DRAWING NO: 3547-RW-M-600)

Client
 **Camden**
 ARGYLE STREET
 LONDON
 WC1H 8NJ

BYA BUTLER & YOUNG ASSOCIATES

Mechanical and Electrical Consulting Engineers
 1st Floor, 54-62 Station Road East, Oxted, Surrey RH8 0PG
 Telephone 01883 717172 Fax 01883 717174
 Website www.bya.co.uk Email enquiries@bya.co.uk

Project
 ALEXANDRA ROAD ESTATE
 (ROWLEY WAY)

Drawing Title
 ENTRY DETAILS INTO FLAT TYPE A1

Scales AS SHOWN	Xref: 1	Drwg Sheet A1
Drawn NS	Checked DM	Date NOV 23
BYA Ref: 3547	Drawing Number: 3547-RW-M-601	REV:
BYA Cad Ref: 3547-RW-M-601		

PLANNING DRAWING