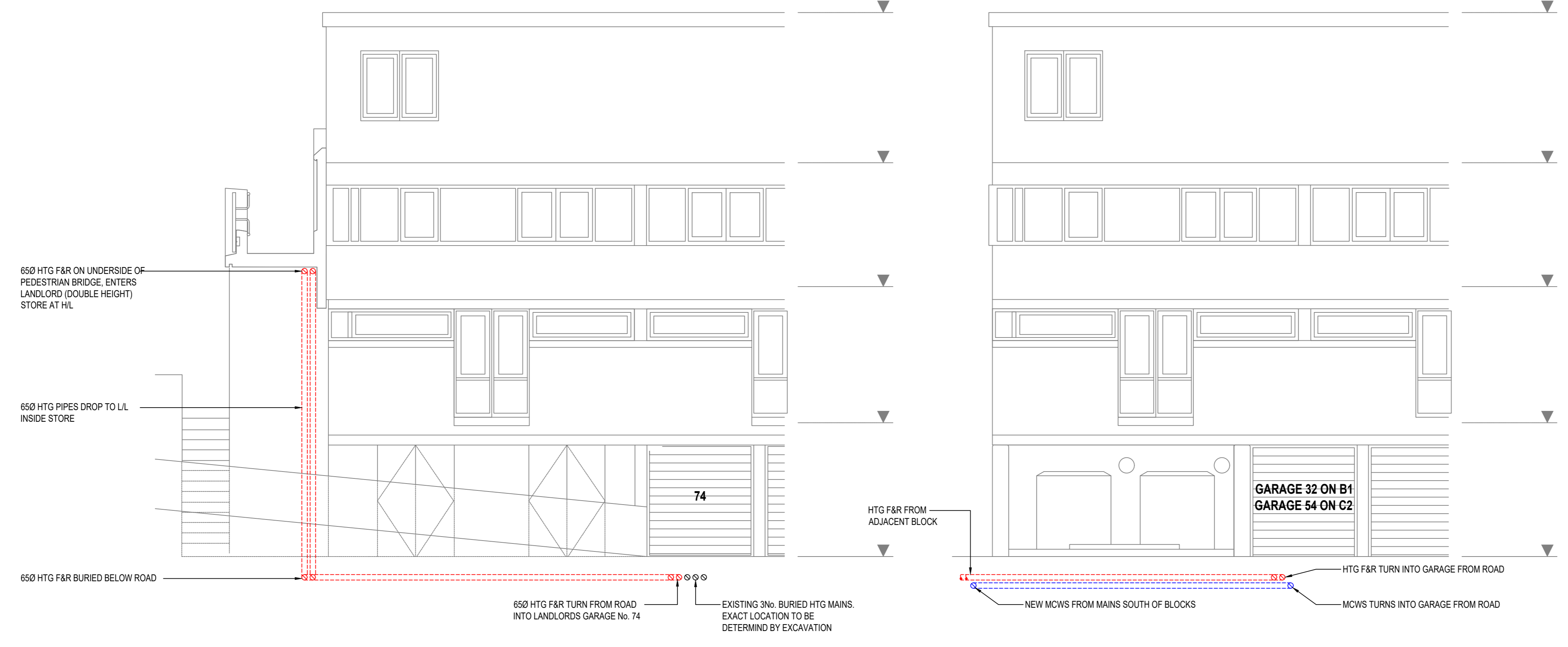
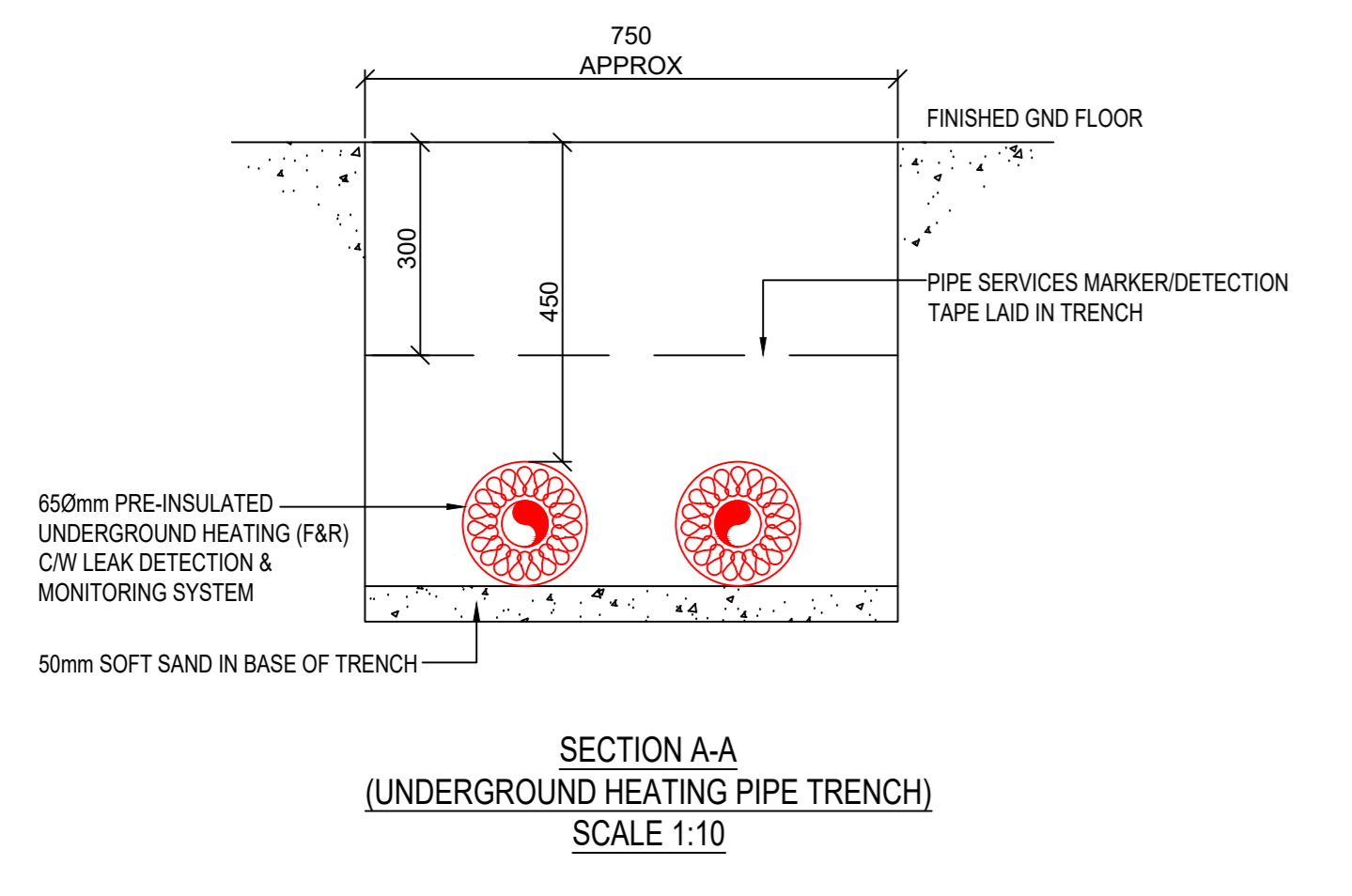


BLOCK C LINK BRIDGE PROPOSED EAST ELEVATION



BLOCK C3 PART NORTH ELEVATION

BLOCKS C1 & C2 PART NORTH ELEVATION

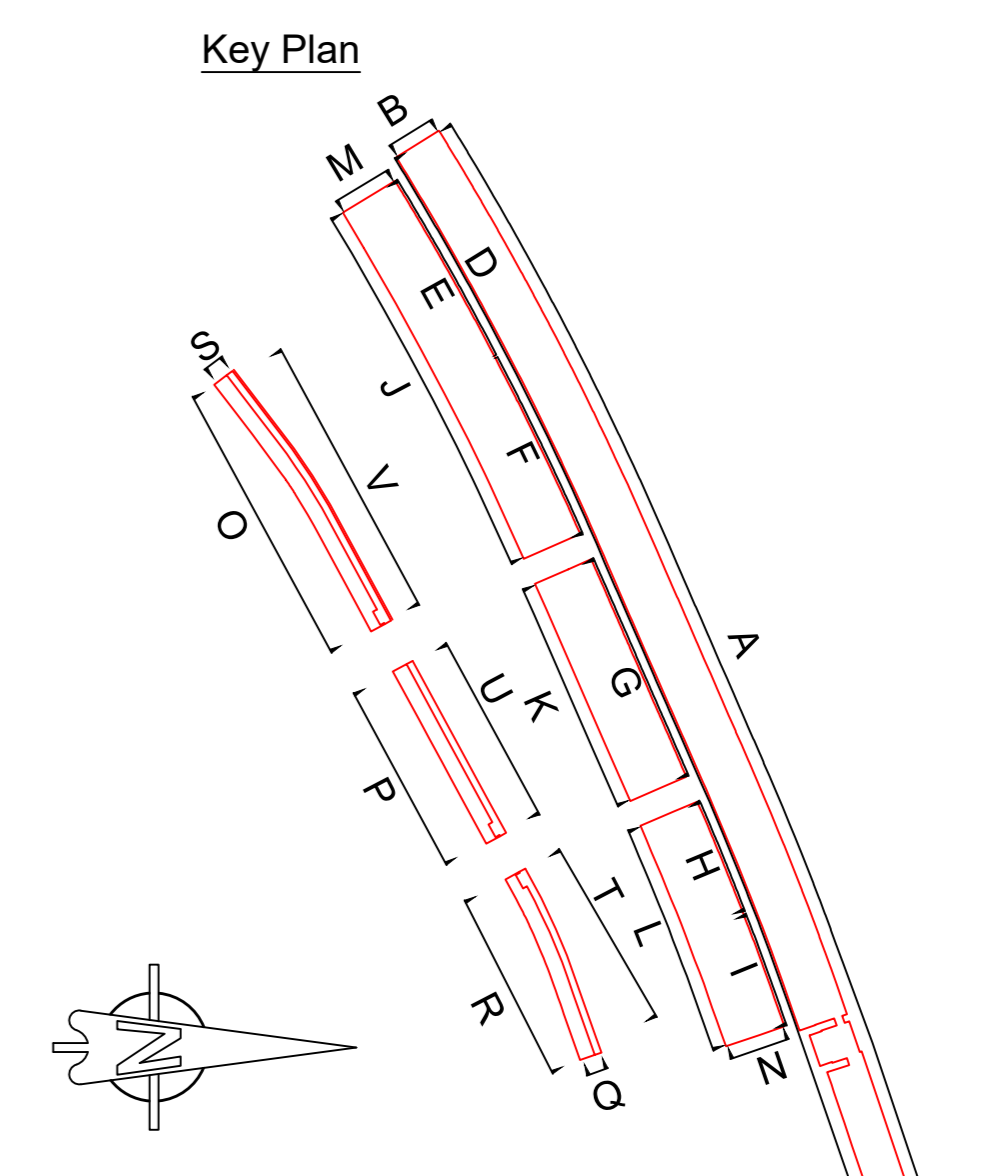


SECTION A-A
(UNDERGROUND HEATING PIPE TRENCH)
SCALE 1:10

NOTES
1. ALL PIPEWORK FULLY INSULATED AND WEATHER PROTECTED WITH P.I.B. AND STUCCO ALUMINIUM CLADDING.

DRAWING LEGEND

—	EXISTING GAS SERVICE PIPE
—	NEW MAINS WATER PIPE
—	NEW HEATING FLOW & RETURN PIPE



PLANNING DRAWING

<p>ARGYLE STREET LONDON WC1H 8NJ</p>		
<p>BYA BUTLER & YOUNG ASSOCIATES</p> <p>Mechanical and Electrical Consulting Engineers 1st Floor, 54-62 Station Road East, Oxley, Surrey RH8 0PG Telephone 01883 717172 Fax 01883 717174 Website www.bya.co.uk Email enquiries@bya.co.uk</p>		
<p>Project ALEXANDRA ROAD ESTATE (ROWLEY WAY)</p>		
<p>Drawing Title PROPOSED REPLACEMENT HTG & DOM WATER SERVICES PIPE ROUTE TO EXTERNAL ELEVATION OF DWELLINGS (C1-C3)</p>		
<p>Scales 1:50</p>	<p>Xref -</p>	<p>Draw Sheet A0</p>
<p>Drawn NS</p>	<p>Checked JS</p>	<p>Date NOV 23</p>
<p>BYA Ref 3547</p>	<p>BYA Contract 3547-RW-M-541</p>	<p>Drawing Number 3547-RW-M-541</p>
		<p>REV:</p>