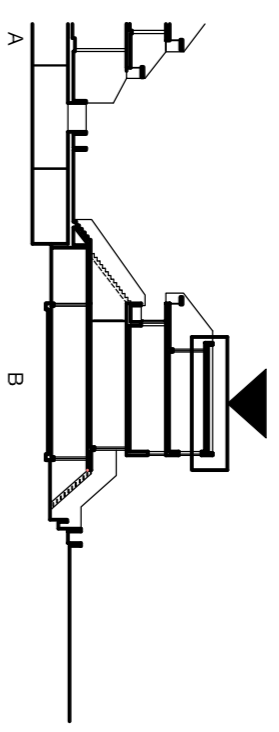


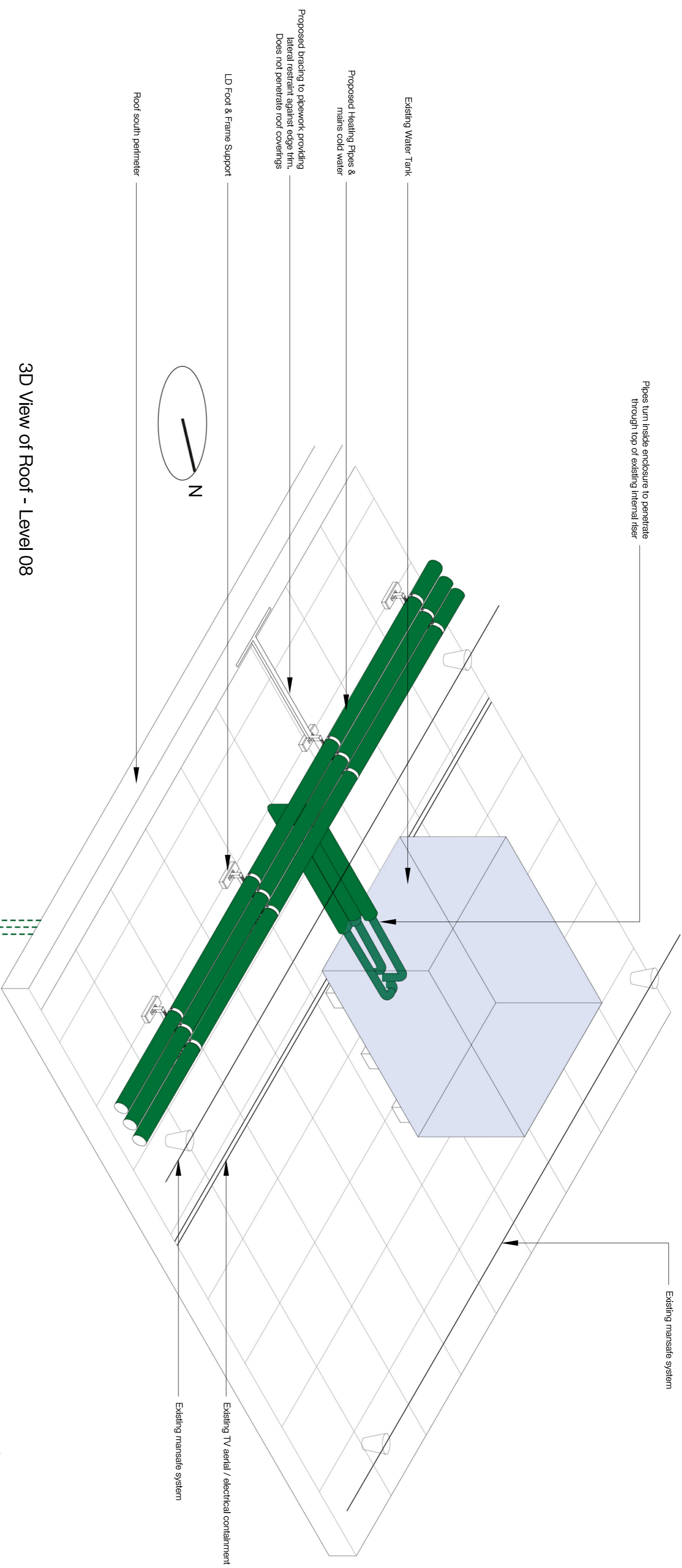
Notes

1. Do not scale this drawing.
2. All dimensions must be checked on site and any discrepancies verified with the architect.
3. Unless shown otherwise, all dimensions are to structural surfaces.
4. Check all dimensions against all other issued information. Any discrepancies to be brought to the attention of the architect.
5. This drawing is the copyright of Levitt Bernstein and may not be copied, altered or reproduced in any form, or passed to a third party without license or written consent.


This is not a construction drawing. It is unsuitable for the purpose of construction and must on no account be used as such.



- Key - Block B section
- Proposed heating and main cold water supply into riser
 - Proposed pipework for final install

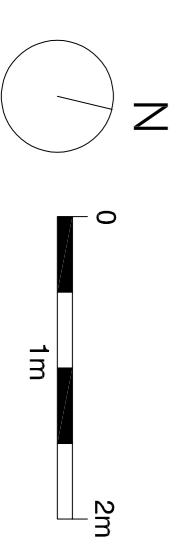


3D View of Roof - Level 08



01 Block B - Typical Roof Plan

1:50



Alexandra Rd Estate
Heating Infrastructure

Drawing number: **3467 LB 120027**
Rev: **P2**

Drawing: **Block B - Proposed Level 08 Typical Roof Plan**

Purpose of issue: **PLANNING**

Scale: **1:50 @ A1**
Date: **17.11.23**

Client: **Camden CC**
Checked: **PM**

l@littoribstein.co.uk

London
Trove Studios
7, The Arcade
London N7 7PA
+44 (0)20 7275 7676

Manchester
Eastgate Street
London N7 7PA
+44 (0)16 5698 8740

P2 17.11.23 - Planning & Listed Building Consent KS
P1 07.04.22 - For comment KS

Rev. Date Description Initials
Project name
Checked