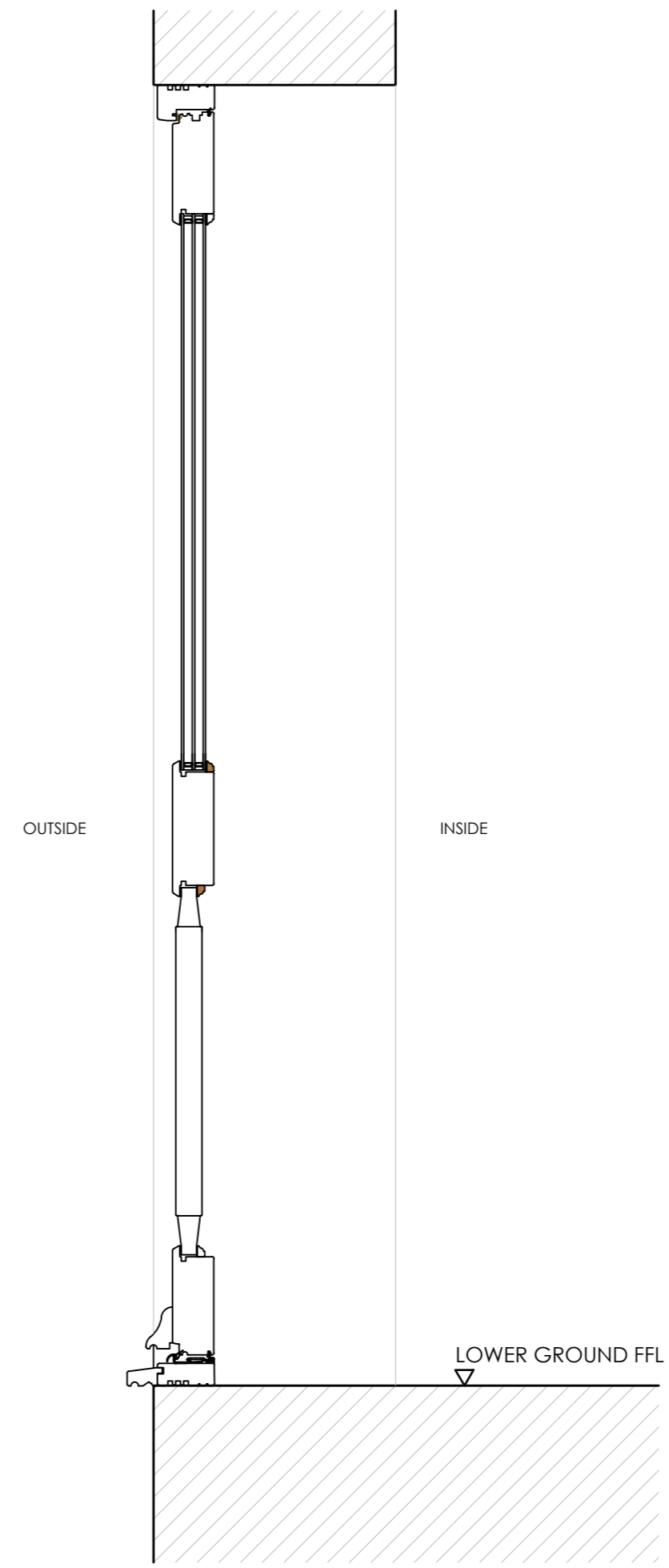
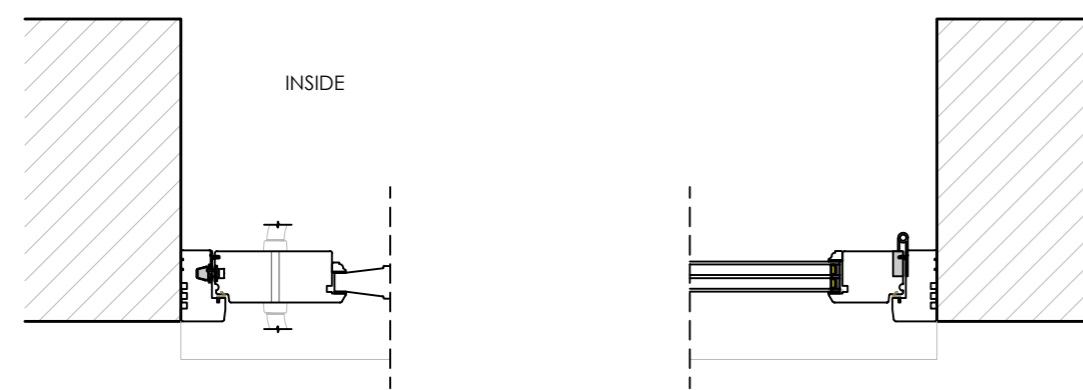


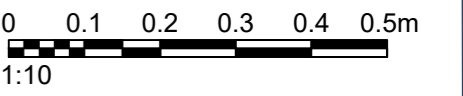
PROPOSED FRONT ELEVATION, NEW TIMBER DOOR DLG-12
1:10 scale



PROPOSED SECTION 2
1:10 scale



PROPOSED SECTION 1
1:10 scale



GENERAL NOTES:
 PROPOSED FRONT ELEVATION,
 NEW ENTRANCE TIMBER DOOR
 DLG-12
 Ref. to front elevation drawing 638 E
 210
 Colour and finish to match other
 windows.
 To be read in conjunction with all
 relevant Gravity Design drawings,
 schedules and documents.

PR1 PLANNING ISSUE 20.11.23 LT

Rev	Revision	Date	By
-----	----------	------	----

NOTES
 All setting out dimensions and points will be found on
 the construction issue drawings
 All dimensions to be checked on site prior to
 commencement of works. Do not scale this drawing

PLANNING

PROJECT
 28 CHALCOT SQUARE

TITLE
 PROPOSED NEW, LG
 FRONT DOOR DETAILS

SCALE 1:10 @ A2

DATE 20.11.2023

DRAWING NO 638 D 422

REVISION PR1

