

Existing



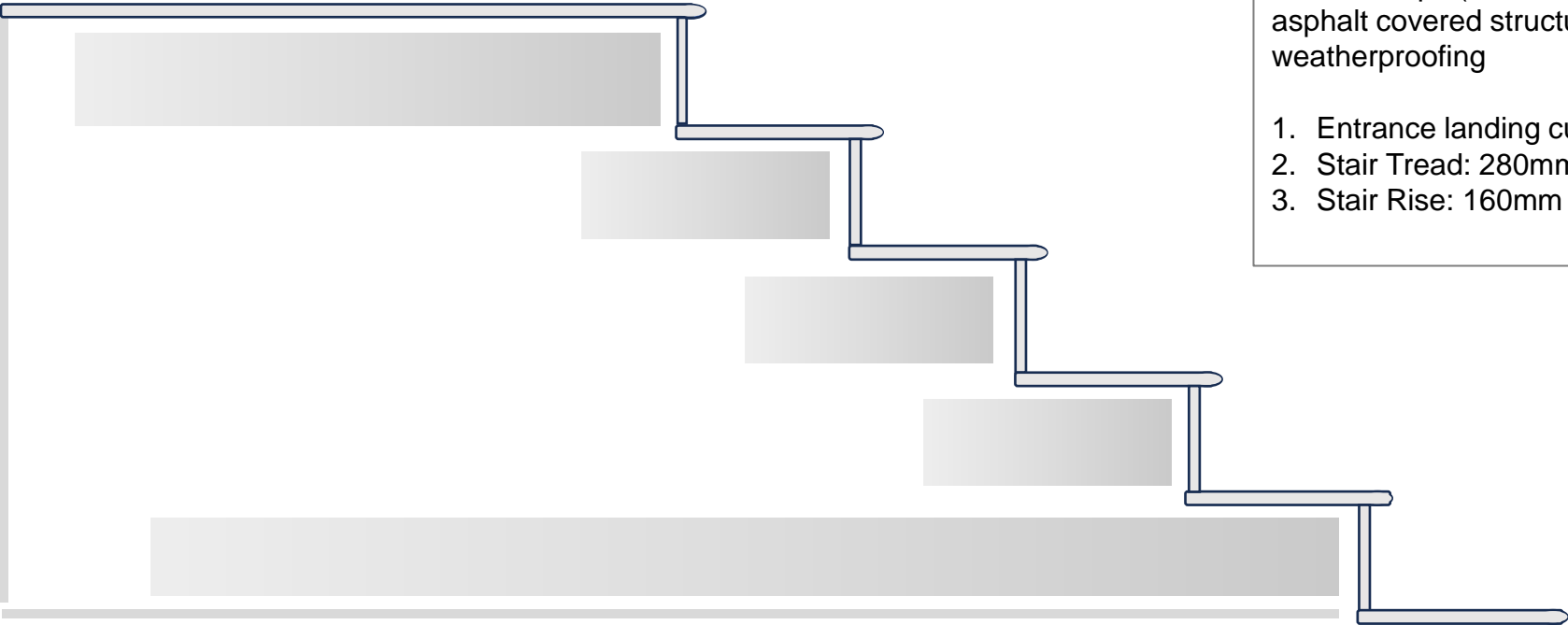
Existing steps covered in asphalt that has been poorly laid and has therefore melted, potentially causing trip hazard

Proposed



Example of York stone steps on Albert Street (no. 113). Also shows concrete sides to frame the new steps.

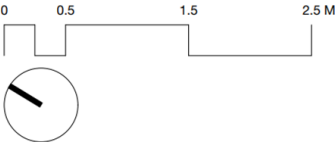
Proposed Design – Side Elevation



York stone used in keeping with heritage advice and other period houses on Albert Street (cf. no. 113)

6 stone steps (shown in light grey) laid on top of existing asphalt covered structure (shown in dark grey), to ensure weatherproofing

- 1. Entrance landing cut from single piece of stone (?)
- 2. Stair Tread: 280mm, bull-nosed
- 3. Stair Rise: 160mm



CLIENT
Corinne & Toby Philipps

PROJECT
74 Albert Street, NW1 7NR

SHEET TITLE
Proposed front steps renovation

DATE CREATED **FILE REFERENCE**


September 23

DRAWING NUMBER **REVISION**

355-DWG-177

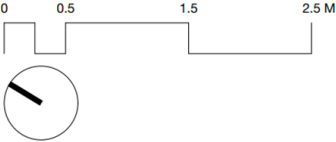
P1

Proposed Design – Front Elevation



Existing cast iron railings retained and repaired where damaged. Stripped and repainted.

Steps to be framed with sloping concrete (set in boxing). Railings currently set directly in asphalt, causing weathering.



CLIENT
Corinne & Toby Philipps

PROJECT
74 Albert Street, NW1 7NR

SHEET TITLE
Proposed front steps renovation

DATE CREATED
September 23

FILE REFERENCE


DRAWING NUMBER

REVISION

355-DWG-177

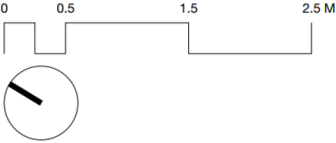
P1

Proposed Design – Railings Illustration



Existing cast iron railings retained and repaired where damaged. Stripped and repainted.

[Railings are for illustration purposes and not shown to scale]



CLIENT
Corinne & Toby Philipps

PROJECT
74 Albert Street, NW1 7NR

SHEET TITLE
Proposed front steps renovation

DATE CREATED	FILE REFERENCE
September 23	
DRAWING NUMBER	REVISION
355-DWG-177	P1