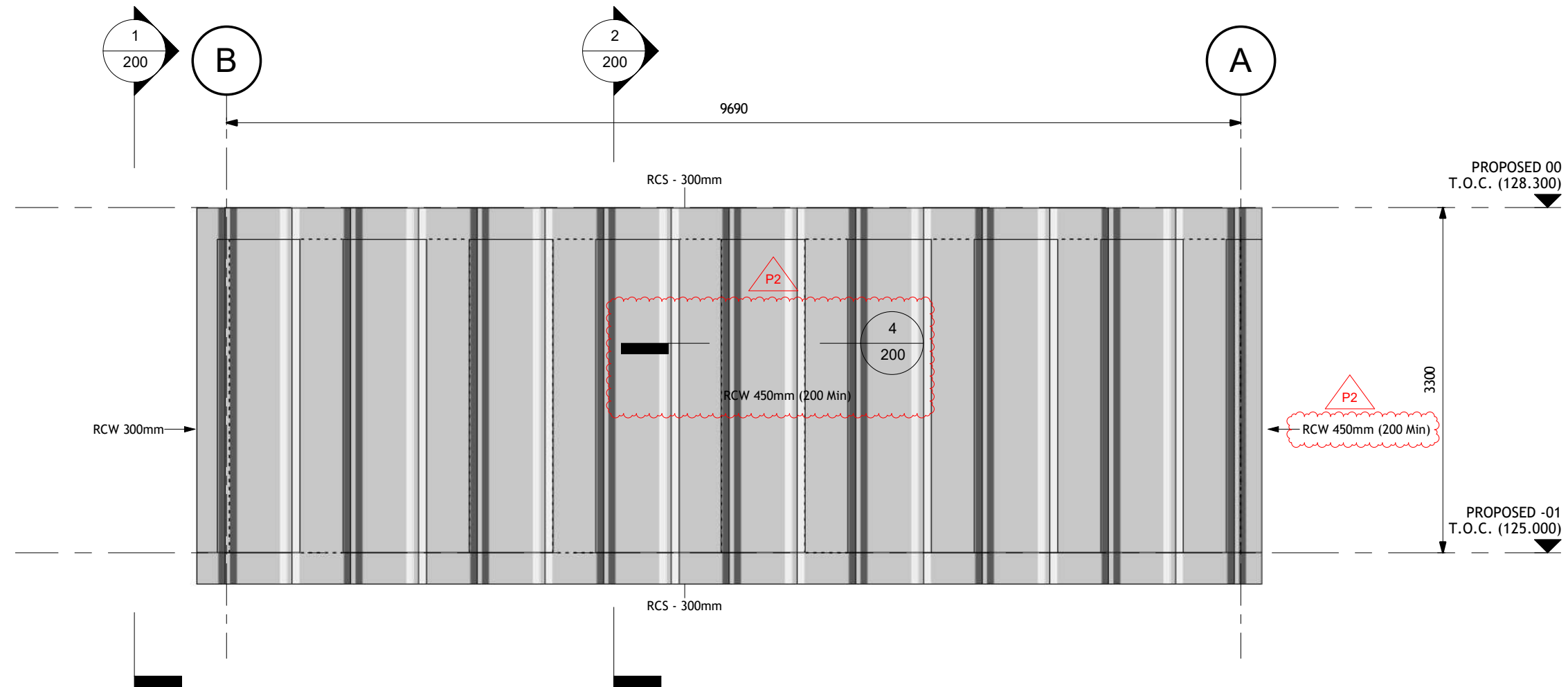
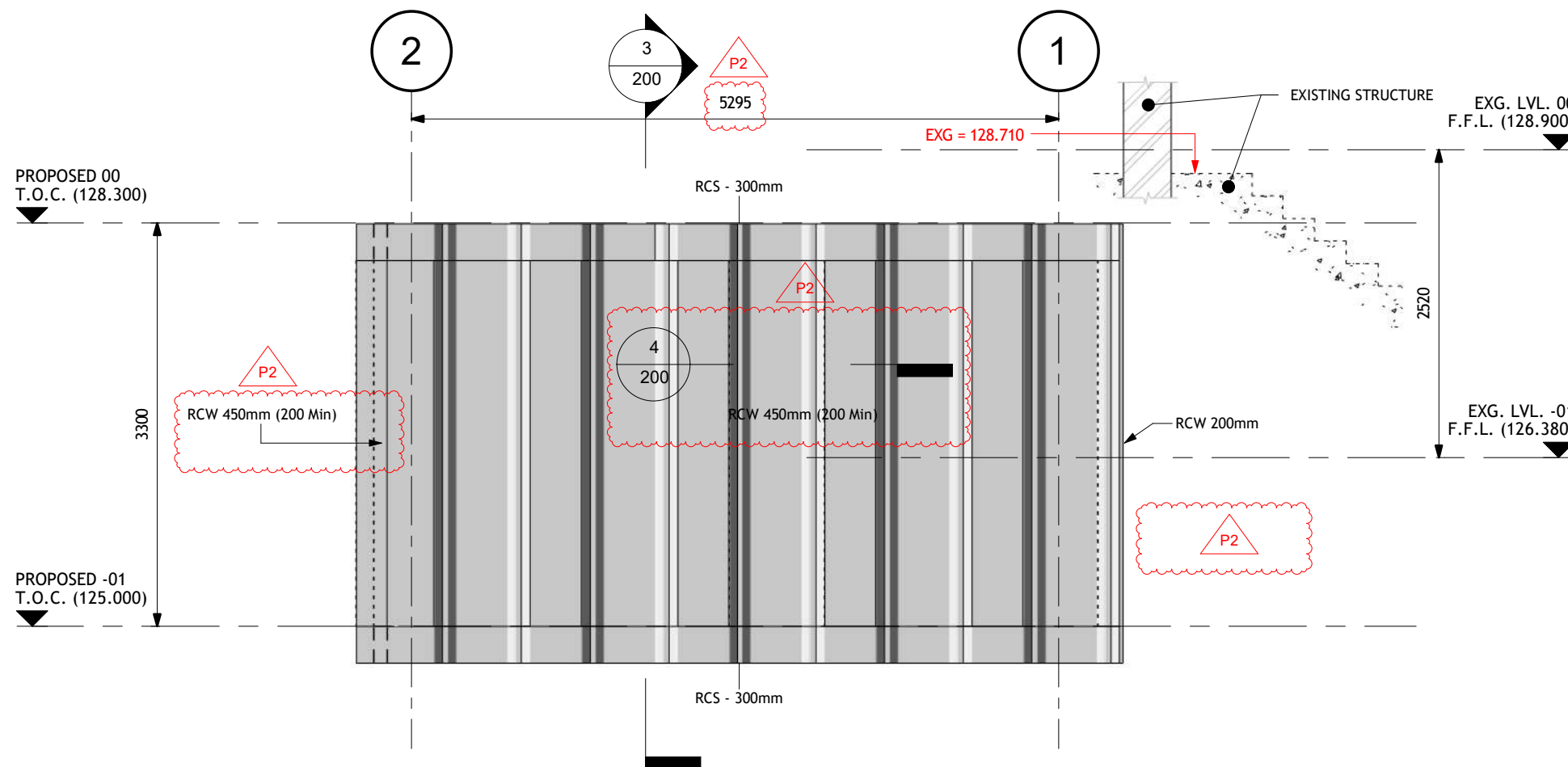


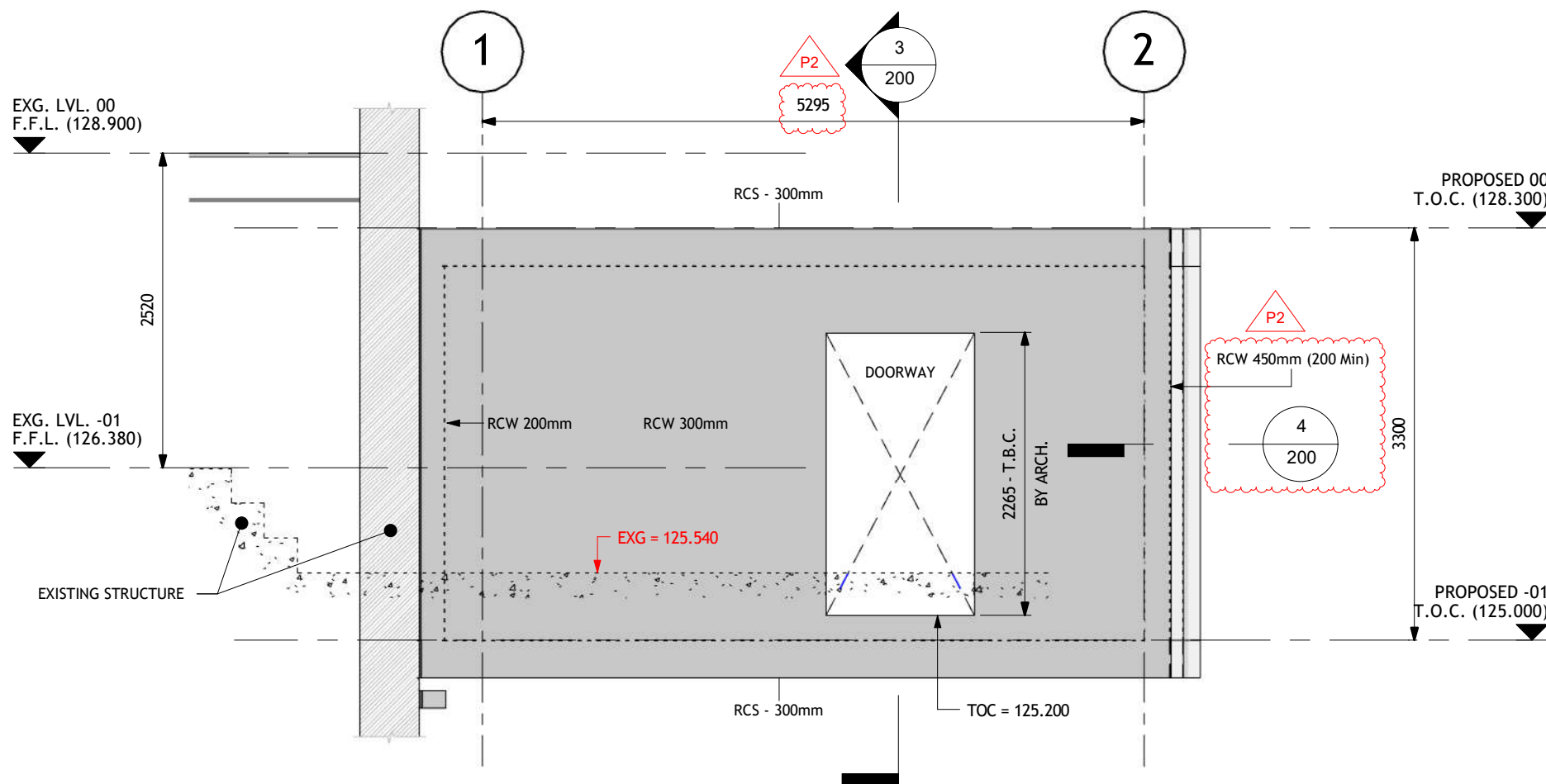
1 ELEVATION ALONG G.L. 1  
1 : 50



2 ELEVATION ALONG G.L. 2  
1 : 50



3 ELEVATION ALONG G.L. A  
1 : 50



4 ELEVATION ALONG G.L. B  
1 : 50

#### Notes:

- THIS DRAWING IS THE COPYRIGHT OF TIER CONSULT LTD AND CANNOT BE REPRODUCED IN ANY FORM WITHOUT WRITTEN CONSENT FROM THE COMPANY.
- THIS DRAWING IS TO BE READ IN CONJUNCTION WITH ALL OTHER RELEVANT ARCHITECTS, ENGINEERS AND SPECIALIST'S DRAWINGS TOGETHER WITH THE APPROPRIATE SPECIFICATION.
- ALL DIMENSIONS ARE IN MILLIMETRES UNO, FOR THE PURPOSES OF CONSTRUCTION THIS DRAWING MUST NOT BE SCALED AND ONLY WRITTEN DIMENSIONS USED. IT IS THE CONTRACTOR'S RESPONSIBILITY TO CHECK ALL DIMENSIONS ON SITE PRIOR TO CONSTRUCTION AND ANY DISCREPANCIES TO BE BROUGHT TO THE IMMEDIATE ATTENTION OF THE ENGINEER IN WRITING.
- ALL LEVELS ARE IN METRES UNO & TO OS DATUM.
- GRIDLINES 2, A & B DEFINED BY INTERNAL FACE OF WALLS. GRIDLINE 1 DIMENSIONED OFF GRIDLINE 2.

#### ABBREVIATIONS:

RCB	= REINFORCED CONCRETE BEAM.
RCC	= REINFORCED CONCRETE COLUMN.
RCS	= REINFORCED CONCRETE SLAB.
RCW	= REINFORCED CONCRETE WALL.
RCP	= REINFORCED CONCRETE PILECAP
WP RCW	= WATERPROOF REINFORCED CONCRETE WALL.
WP RCC	= WATERPROOF REINFORCED CONCRETE COLUMN.
RCU	= REINFORCED CONCRETE UPSTAND BEAM.
SE	= SLAB EDGE

Denotes STEP IN SLAB SURFACE.

Denotes TWO WAY SPANNING SLAB.

Denotes ONE WAY SPANNING SLAB.

M&E SERVICE PENETRATION

P2	29/11/23	SCL	ISSUED FOR INFORMATION, REVISED AS	JF
P1	21/06/23	SCL	ISSUED FOR INFORMATION	JF
Rev	Date	By	Description	Appd



**Tier Consult**  
Tier Consult (SE) Ltd.  
Second Floor  
Baird House  
15-17 St. Cross Street  
London  
EC1N 8UW

T: 0207 430 1981 E: info@tieruk.com www.tierconsult.co.uk

Client:

FIJ PTC LTD.

Architect

SODA

Project Title :

No 4 THE GROVE, HIGHGATE, LONDON.

Drawing Title :

WALL ELEVATIONS

Scale at A1 : As indicated	Drawn By : SCL	Start Date : 05/24/23
Project No : SE-23-0073	Drawing Status : FOR INFORMATION ONLY	

Drawing No :  
073-TCE-XX-ZZ-D-S-201

P2