



Environmental Equipment Corporation Ltd  
Richmond House, Churchfield Road  
Walton on Thames  
Surrey. KT12 2TP  
t: 01932 230940  
f: 01932 230941  
e: info@eec.co.uk



Project:

**65 South End Road, NW3 2RP**

Title:

**Plant Noise Impact Assessment**



Report Title	65 South End Road, NW3 2RP Plant Noise Impact Assessment		
Reference	TB/EC20085-2		
Version	0		
Issue Date	5 October 2023		
Client	Coolair Equipment Ltd		
Author	Thomas Buchan BA(Hons) Acoustic Consultant 		
Checked	Jon Mudd BEng(Hons) MIOA Director 		
Revision	Date	Author	Checked

## CONTENTS:

1	INTRODUCTION	1
2	SITE	2
3	GUIDANCE	2
4	MEASUREMENTS	3
5	EQUIPMENT	3
6	RESULTS	4
7	PLANT ASSESSMENT	4
8	CONCLUSIONS	6

APPENDIX A:  
 APPENDIX B:  
 APPENDIX C:  
 APPENDIX D:  
 APPENDIX E:  
 APPENDIX F:

Glossary of Technical Terms  
 Site Plan & Measurement Location  
 Planning Policy & Guidance  
 Survey Results (Tabular)  
 Survey Results (Graphical)  
 Published Plant Noise Data



## 1 INTRODUCTION

- 1.01 Environmental Equipment Corporation Limited has been commissioned by Coolair Equipment Ltd to undertake a noise assessment of a single condensing unit to serve a commercial property at 65 South End Road, Hampstead, NW3 2RP.
- 1.02 This noise assessment has been conducted in accordance with the policies and requirements of London Borough of Camden Council (LBCC) and is based on a noise survey carried out at the site over a typical weekday period.
- 1.03 This assessment includes:
- the setting of plant noise limits in accordance with the requirements of LBCC and national planning policy, standards and guidance; and
  - the prediction of noise impacts at the worst affected noise sensitive receptors based on the proposed items of plant and their location.
- 1.04 This report is prepared solely for Coolair Equipment Ltd. Environmental Equipment Corporation Limited accepts no responsibility for its use by any third party. Note that the contents contained herein are produced for the purposes of review by relevant Planning Authority departments and do not constitute a detailed design or specification document to be used for the purposes of construction. Subsequent development of noise mitigation schemes shall engage EEC Ltd and Coolair Equipment Ltd so as to support the conclusions of this report.
- 1.05 Whilst every effort has been made to ensure that this report is easy to understand, it is necessarily technical in nature. To assist the reader, an explanation of the terminology used in this report is contained in Appendix A.

## 2 SITE

- 2.01 65 South End Road is four-storey mixed used commercial and residential property located in a mixed commercial and residential area of Hampstead Heath, London. The ground floor is currently a commercial use property and the upper floors contain residential properties.
- 2.02 The property is bound by the following:
- North – Keats Grove roadway with residential properties beyond;
  - East – South End Road roadway with public parkland beyond;
  - South – Four-storey mixed residential and commercial property at 62 South End Road; and
  - West – Two-storey residential property at Keats Close.
- 2.03 This application is for 1 No. Daikin condensing unit, model RXSCQ6TV1, which is to be located at ground level within a small courtyard to the rear of the property, as presented in Appendix B.
- 2.04 The noise sensitive receptor that is closest and most affected by the proposed condensing unit is the west facing first-floor window belonging to the residential property at 65 South End Road. This is also presented in Appendix B.
- 2.05 All other noise sensitive receptors are either at a greater distance from the proposed location of the units or are protected by more screening by the intervening structures, and as such will be subject to lower levels of noise.

## 3 GUIDANCE

- 3.01 Local and National Planning Policy is presented in Appendix C of this document.
- 3.02 The below extract is taken from LBCC's supplementary planning guidance for protection of Amenity dated January 2021 and provides guidance on how the Local Authority will assess acoustic reports:

*"When assessing acoustic reports, the council will consider the reported measurements against the noise thresholds set out in Appendix 3 of the Local Plan. The thresholds are expressed as 'effect levels', which sets out a hierarchy of expected changes in behaviour and impact on health and wellbeing in response to increasing noise levels (measured in decibels – dB) The 'effect levels' are summarised below and explained in detail in National Planning Practice Guidance (NPPG).*

- No observed effect level (NOEL) – the level below which no effect can be detected on health and quality of life.
  - Lowest observable adverse effect level (LOAEL) – the level above which changes in behaviour (e.g. closing windows for periods of the day) and adverse effects on health (e.g. sleep disturbance) and quality of life can be detected.
  - Significant observed adverse effect level (SOAEL) – the level above which adverse effects on health and quality of life occur. This could include psychological stress, regular sleep deprivation and loss of appetite."
- 3.03 NPPG does not define any of the above effect levels numerically.
- 3.04 In accordance with the current National Planning Policy the noise impact from new plant should be assessed in line with the requirements of 'BS4142:2014: Methods for rating and assessing industrial and commercial sound'. The methodology provided can be used to assess the likelihood

of any adverse impacts numerically based on the noise emitted as it affects noise sensitive receivers, including any corrections for the character of the noise against existing background noise levels.

3.05 Appendix 3 of the Local Plan includes noise threshold values adopted in the Borough when assessing the day-to-day operation of plant as it affects existing residential amenity, a copy of which is included in Appendix C of this report and summarised below.

3.06 Proposals are categorised using a traffic light system as follows:

- **Green** Where noise is considered to be at an acceptable level.  
(plant noise is -10dB with respect to the background noise level)  
LOAEL
- **Amber** A range over which the impact of the noise could be considered adverse to varying degrees though maybe acceptable when considered in context.  
(plant noise ranges between -5dB to +5dB with respect to the background noise level)  
LOAEL - SOAEL
- **Red** Where noise is observed to have a significant adverse effect.  
(plant noise is greater than 5dB above the background noise level)  
SOAEL

## 4 MEASUREMENTS

4.01 Environmental noise measurements were carried out over a weekday period, between 1000 hours on Monday 26<sup>th</sup> June 2023 and concluded 0930 hours the following day, to establish the existing noise levels at the site. The survey methodology and results are set out below.

4.02 Noise measurements have been carried out at the following position, as shown in Appendix B, and described as:

- Position 1: Located at a height of approximately 1.5 metres above the ground in the rear courtyard. The measurement was located within 3.5 metres of the rear façade of 65 South End Road and therefore a façade correction will be applied to all measured data.

4.03 This position is considered to be representative of noise sensitive receptors that are closest to and most affected by the proposed condensing unit.

## 5 EQUIPMENT

5.01 The equipment used for the survey was as follows:-

- 01dB Fusion Integrating Sound Level Meter conforming to Class 1 BS EN 61672, Type 1 BS EN 60804 & BS EN 60651: 1994;
- GRAS 40CD Condenser Microphone, PRE22 S Pre-amp and Connecting Leads;
- Tripod.

5.02 The equipment holds current UKAS or equivalent accreditation and serial numbers as follows:

Sound Level Meter 01dB Fusion	Serial No.	12241
	Calibration Date	20 <sup>th</sup> December 2021
	Cal Certificate No.	U33533
½" Condenser Mic. GRAS 40CD	Serial No.	330667
	Calibration Date	20 <sup>th</sup> December 2021
	Cal Certificate No.	33532
Calibrator CAL 31	Serial No.	89090
	Calibration Date	12 <sup>th</sup> January 2021
	Cal. Certificate No.	U36745

N.B. Copies of calibration certificates are available upon request.

5.03 The equipment was calibrated both before and after the survey with no difference noted in the levels.

## 6 RESULTS

6.01 The weather during the survey was suitable for noise measurement, it being dry with little wind for the duration of the survey.

6.02 Noise sources at the site include local and distant road traffic. There were no other significant sources of noise during the survey.

6.03 A list of the levels measured is included in Appendix D and represented graphically in Appendix E.

6.04 A summary of the time averaged ambient levels and lowest measured background levels over the measurement periods are shown in Table 6.1. The minimum  $L_{A90}$  is the lowest fifteen-minute measurement in the specified period.

Position	Period	Average $L_{Aeq,T}$ – dB	Minimum $L_{A90}$ – dB
1	Day time (0700-1900 hrs)	52	40
	Evening (1900-2300 hrs)	49	35
	Night-time (2300-0700 hrs)	46	30

**Table 6.1: Free-Field Measured Ambient and Lowest Background Noise Levels**

## 7 PLANT ASSESSMENT

7.01 This application is for the installation of a single Daikin RXYSCQ6TV1 condensing unit to be located at ground level in a small courtyard area at the rear of 65 South End Road.

7.02 It is proposed that the condensing unit will only be operational between during business hours between 0700 and 1900 daily.

7.03 Based on the standard requirements of LBCC and the lowest measured background noise level in each time period, Table 7.1 sets out the recommended noise limits that the proposed item of plant should meet to ensure a **Green** categorisation of noise.

7.04 Please note, that in accordance with the requirements of LBCC, the proposed noise limits to ensure a **Green** categorisation are based on being 10 dB below the measured background noise level.

Location	Period	Measured Existing $L_{A90,T}$	Proposed Noise Limit $L_{Ar}$
West facing first-floor window of 65 South End Road	Day (0700 – 1900)	40 dB	30 dB

**Table 7.1: Suggested Plant Noise Emission Limits Based on Lowest Measured  $L_{A90}$ , Free-field dB**

- 7.05 Note that the limits suggested above are rating levels and as such any design should take into account the acoustic characteristics of the plant. In this instance the proposed units display none of the characteristics whereby the acoustic correction should be applied.
- 7.06 Assuming the proposed items meet the noise limits set out in Table 7.1 noise will be below the NOEL with respect to the NPPF and achieve a **Green** rating with respect to the LBCC traffic light system.
- 7.07 The proposed unit has a manufacturer published sound pressure level of 53 dB(A) measured at a distance of 1m. The unit offers a 'low noise mode' function that provides a 7 dB reduction on the above stated sound pressure level. This mode will be implemented throughout the operation of the unit. Copies of the manufacturer's plant data sheets are included in Appendix F.
- 7.08 It is proposed that the unit will be housed within a four-sided acoustic panelwork shroud.
- 7.09 Predicted noise levels have been calculated at the closest and most affected noise sensitive window, the west facing first-floor window belonging to the residential property at 65 South End Road.
- 7.10 Other residential receptors located further from the site will be subject to lower noise levels than those predicted at the above locations.
- 7.11 Tables 7.2-7.3 present the results of worst-case plant noise predictions at the worst-case locations.

Item	Noise Level	Notes
1 No. Daikin RXYSCQ6TV1	53 dB(A)	Sound pressure level at 1m
Plant Operation	- 7 dB	Operation in 'Low Noise Mode 3'
Noise Control	- 6 dB	Acoustic panelwork shroud
Conformal area Losses over 5 metres	- 11 dB	Distance to closest window
Total Noise Level	29 dB(A)	West facing first-floor window of 65 South End Road

**Table 7.2: 65 South End Road Plant Noise Calculation**

Property	Period	Proposed Noise Limit $L_{Ar}$	Predicted $L_{Aeq,T}$	Exceedance of noise limit
West facing first-floor window of 65 South End Road	Daytime	30 dB	29 dB	- 1 dB

**Table 7.3: Assessment of Predicted Noise Levels Based on Proposed Noise Limit, Free-field dB(A)**

- 7.12 It can be seen from the above tables that the proposed noise limit is met during the daytime period at the west facing first-floor window belonging to the residential property at 65 South End Road.
- 7.13 Assuming that the proposed plant and noise control outline in this report are utilised in the installation, predicted noise levels will meet the strictest requirements of the Local Authority during all periods of operation and at the closest noise sensitive receptors.
- 7.14 With respect to the NPPF, achieving the noise limits would be classified as being below the NOEL.

## 8 CONCLUSIONS

- 8.01 Coolair Equipment Ltd has appointed Environmental Equipment Corporation Limited to undertake a noise assessment of a single condensing unit to serve a commercial property at 65 South End Road, Hampstead, NW3 2RP.
- 8.02 The assessment has been carried out in accordance with national planning guidance and the requirements of the London Borough of Camden Council (LBCC) and is based on an environmental noise survey conducted at the site over a mid-week period.
- 8.03 A noise assessment has been undertaken to evaluate the potential noise impact of the proposed condensers at the closest and most affected existing residential receptors.
- 8.04 Plant noise limits have been set based on the methodology contained in BS4142, the results of a background noise survey and the strictest requirements of LBCC, to control the noise from the proposed condenser unit. In accordance with LBCC to ensure noise has no adverse impact, the noise limit has been set 10 dB below the lowest measured background noise level.
- 8.05 Predictions have shown that the noise criterion is met at all assessment locations during all periods of the condenser's proposed operation, assuming, the noise control measures outlined in section 7.07 and 7.08 are implemented.
- 8.06 Assessing the site in accordance with the principles of the National Planning Policy Framework has shown that predicted noise levels would be below the level at which no effects are observed to occur, the NOEL.
- 8.07 On the basis of this assessment, it is considered that noise does not pose a material constraint to the operation of the condensing unit.




**APPENDIX A**  
**GLOSSARY OF TECHNICAL TERMS**

## ACOUSTIC TERMINOLOGY

Absorption Classes	The sound absorption of a material is rated from Class A to Class E, where Class A materials provide the highest level of sound absorption.
Ambient Noise Levels	Noise levels measured in the absence of noise requiring control, frequently measured to determine the situation prior to the additional of a new noise source.
dB	Decibel. The logarithmic unit of sound level.
dBA	A-weighted decibel. The A-weighting approximates the response of the human ear.
$D_{nT,w}$	Weighted standardized level difference. A single number quantity of the sound level difference between two rooms. $D_{nT,w}$ is typically used to measure the on-site sound insulation performance of a building element such as a wall, floor or ceiling. Measured in accordance with BS EN ISO 16283-1 and weighted in accordance with BS EN ISO 717-1.
$D_{n,e,w}$	The weighted element-normalized level difference. A single number rating of the sound reduction provided by a sound passing through an individual element. $D_{n,e,w}$ is typically used to define the sound insulation provided by ventilators. Measured in accordance with BS EN ISO 10140-2:2010 and rated in accordance with BS EN ISO 717-1.
Flanking	Transmission of sound energy through paths adjacent to the building element being considered. For example, sound may be transmitted around a wall by travelling up into the ceiling space and then down into the adjacent room.
Frequency	Sound can occur over a range of frequencies extending from the very low, such as the rumble of thunder, up to the very high such as the crash of cymbals. Sound is generally described over the frequency range from 63Hz to 4kHz, roughly equal to the range of frequencies on a piano.
Impact Sound	Sound produced by an object impacting directly on a building structure, such as footfall noise or chairs scrapping on a floor.
$L_{Aeq,t}$	The equivalent continuous sound level measured in dBA. This is commonly referred to as the average noise level. 't' is the interval time for the measurement. Typically 't' of 16hrs and 8hrs is used for day and night time ambient noise respectively or 't' is defined by the period of interest in BS4142 assessments.
$L_{A90,t}$	The noise level exceeded for 90% of the measurement period, measured in dBA. This is commonly referred to as the background noise level.
$L'_{nT,w}$	Weighted, standardized impact sound pressure level. A single number rating of the impact sound insulation of a floor/ceiling when impacted on by a standard "tapper" machine. The lower the $L'_{nT,w}$ , the better the acoustic performance. Measured in accordance with BBS EN ISO 140-7 and rated in accordance with BS EN ISO 717-2.
NR	Noise Rating. A single number rating which is based on the sound level in the octave bands 31.5Hz – 8kHz inclusive, generally used to assess noise from mechanical services in buildings.
Octave Band	Frequencies are often grouped together into octaves for analysis. Octave bands are labelled by their centre frequency which are: 63Hz, 125Hz, 250Hz, 500Hz, 1kHz, 2kHz and 4kHz.
Reverberation Time ( $T_{mf}$ )	Reverberation time is used for assessing the acoustic qualities of a space. It is defined as the time it takes for an impulse to decay by 60dB. $T_{mf}$ is the arithmetic average of the reverberation time in the mid frequency bands (500Hz, 1kHz and 2kHz).
$R_w$	Weighted sound reduction index. A single number rating of the sound insulation performance of a specific building element. $R_w$ is measured in a laboratory. $R_w$ is commonly used by manufacturers to describe the sound insulation performance of building elements such as plasterboard and concrete. Measured in accordance with BS EN ISO 10140-2:2010 and rated in accordance with BS EN ISO 717-1.
Sound Absorption	When sound hits a surface, some of the sound energy is absorbed by the surface material. Sound absorption refers to the ability of a material to absorb sound, rated from 0, complete reflection, to 1, complete absorption.
Sound Insulation	When sound hits a surface, some of the sound energy travels through the material. 'Sound insulation' refers to the ability of a material to prevent the travel of sound.
Structure-borne transmission	Transmission of sound energy as vibrations via the structure of a building.

**APPENDIX B**

**SITE PLAN  
&  
MEASUREMENT LOCATION**



**APPENDIX C**  
**PLANNING POLICY**  
**AND GUIDANCE**

## PLANNING POLICY AND GUIDANCE

### Camden Local Plan Appendix 3 – Noise Thresholds

**Table C: Noise levels applicable to proposed industrial and commercial developments (including plant and machinery)**

Existing Noise sensitive receptor	Assessment Location	Design Period	LOAEL (Green)	LOAEL to SOAEL (Amber)	SOAL (Red)
Dwellings**	Garden used for main amenity (free field) and Outside living or dining or bedroom window (façade)	Day	'Rating level' 10dB* below background	'Rating level' between 9dB below and 5dB above background	'Rating level' greater than 5dB above background
Dwellings**	Outside bedroom window (façade)	Night	'Rating level' 10dB* below background and no events exceeding 57dBL <sub>Amax</sub>	'Rating level' between 9dB below and 5dB above background or noise events between 57dB and 88dB L <sub>Amax</sub>	'Rating level' greater than 5dB above background and/or events exceeding 88dBL <sub>Amax</sub>

\*10dB should be increased to 15dB if the noise contains audible tonal elements. (day and night). However, if it can be demonstrated that there is no significant difference in the character of the residual background noise and the specific noise from the proposed development then this reduction may not be required. In addition, a frequency analysis (to include, the use of Noise Rating (NR) curves or other criteria curves) for the assessment of tonal or low frequency noise may be required.

\*\*levels given are for dwellings, however, levels are use specific and different levels will apply dependent on the use of the premises.

The periods in Table C correspond to 0700 hours to 2300 hours for the day and 2300 hours to 0700 hours for the night. The Council will take into account the likely times of occupation for types of development and will be amended according to the times of operation of the establishment under consideration.

There are certain smaller pieces of equipment on commercial premises, such as extract ventilation, air conditioning units and condensers, where achievement of the rating levels (ordinarily determined by a BS:4142 assessment) may not afford the necessary protection. In these cases, the Council will generally also require a NR curve specification of NR35 or below, dependant on the room (based upon measured or predicted Leq,5mins noise levels in octave bands) 1 metre from the façade of affected premises, where the noise sensitive premise is located in a quiet background area.



### National Planning Policy Framework and the Noise Policy Statement for England

The Department for Communities and Local Government published the National Planning Policy Framework (NPPF) on 27<sup>th</sup> March 2012 (as amended on 20<sup>th</sup> July 2021) and upon its publication, the majority of planning policy statements and guidance notes were withdrawn, including Planning Policy Guidance 24 Planning and Noise, which previously presented the government's overarching planning policy on noise.

Paragraph 174 in Section 15 of the NPPF (2021), entitled Conserving and enhancing the natural environment, states that:

*"Planning policies and decisions should contribute to and enhance the natural and local environment by:*

*e) preventing new and existing development from contributing to, being put at unacceptable risk from, or being adversely affected by, unacceptable levels of soil, air, water or noise pollution or land instability..."*

Paragraph 185 in Section 15 also states that:

*"Planning policies and decisions should also ensure that new development is appropriate for its location taking into account the likely effects (including cumulative effects) of pollution on health, living conditions and the natural environment, as well as the potential sensitivity of the site or the wider area to impacts that could arise from the development. In doing so they should:*

*a) mitigate and reduce to a minimum potential adverse impacts resulting from noise from new development – and avoid noise giving rise to significant adverse impacts on health and the quality of life;*

*b) identify and protect tranquil areas which have remained relatively undisturbed by noise and are prized for their recreational and amenity value for this reason..."*

The Department for Environment Food and Rural Affairs published the Noise Policy Statement for England (NPSE) in March 2010. The explanatory note of NPSE defines the following terms used in the NPPF:

*"NOEL – No Observed Effect Level*

*This is the level below which no effect can be detected. In simple terms, below this level, there is no detectable effect on health and quality of life due to the noise.*

*LOAEL – Lowest Observed Adverse Effect Level*

*This is the level above which adverse effects on health and quality of life can be detected.*

*2.21 Extending these concepts for the purpose of this NPSE leads to the concept of a significant observed adverse effect level.*

*SOAEL – Significant Observed Adverse Effect Level*

*This is the level above which significant adverse effects on health and quality of life occur."*

The NPSE does not define any of the above effect levels numerically.

The NPSE presents the Noise Policy Aims as:

*“Through the effective management and control of environmental, neighbour and neighbourhood noise within the context of Government policy and sustainable development:*

*avoid significant adverse impacts on health and quality of life;*

*mitigate and minimise adverse impacts on health and quality of life; and*

*where possible, contribute to the improvement of health and quality of life.”*

It can be seen that the first two bullet points are similar to Section 11 of the NPPF, with a third aim that seeks to improve health and quality of life. The NPSE later expands on the Noise Policy Aims, stating:

*2.23 The first aim of the NPSE states that significant adverse effects on health and quality of life should be avoided while also taking into account the guiding principles of sustainable development (paragraph 1.8).*

*2.24 The second aim of the NPSE refers to the situation where the impact lies somewhere between LOAEL and SOAEL. It requires that all reasonable steps should be taken to mitigate and minimise adverse effects on health and quality of life while also taking into account the guiding principles of sustainable development (paragraph 1.8). This does not mean that such adverse effects cannot occur.*

*2.25 This aim (the third aim), seeks where possible, positively to improve health and quality of life through the pro-active management of noise while also taking into account the guiding principles of sustainable development (paragraph 1.8), recognising that there will be opportunities for such measures to be taken and that they will deliver potential benefits to society. The protection of quiet places and quiet times as well as the enhancement of the acoustic environment will assist with delivering this aim.”*

It is clear that noise described in the NPSE as SOAEL that would lead to significant adverse effects should be avoided, although there is no definition as to what constitutes a significant adverse effect. Similarly, noise should be mitigated where it is high enough to lead to adverse effects, termed the LOAEL, but not so high that it leads to significant adverse effects.

### **British Standard 4142**

To assess the acceptability of the resultant noise levels we have consulted the relevant standards. BS 4142:2014 ‘Methods for rating and assessing industrial and commercial sound’ has been used to assess the likelihood any adverse impacts based on the resultant noise level from the new plant item, including any corrections for the character of the noise against the existing background noise level.

BS4142 gives guidance on assessing the likelihood of adverse impacts by calculating a ‘rating level’ of the new noise source and comparing its magnitude at noise sensitive locations to the existing or underlying background noise level. The background noise level is subtracted from the ‘rating level’ to assess the likelihood of complaints:

- The greater the difference the greater the likelihood of complaints.
- A difference of around +10dB or more is an indication of a significant adverse impact, depending on the context.



- A difference of +5dB is likely to be an indication of an adverse impact, depending on the context.
- The lower the rating level is relative to the measured background noise level, the less likely it is that the specific sound source will have an adverse impact or significant adverse impact. Where the rating level does not exceed the background sound level, this is an indication of the specific sound source having a low sound impact, depending on the context.

This assessment is carried out over a one hour period for the daytime and a fifteen minute period for the night-time. For the purposes of the standard it states that daytime and night-time are typically 07:00 to 23:00 hours and 23:00 to 07:00 hours respectively.

The 'rating level' of the noise source is obtained taking the following factors into consideration:

- The new plant noise (the specific noise) is measured or predicted in terms of  $L_{Aeq}$ .
- An additional correction shall be included if the noise contains a distinguishable, discrete continuous note, if the noise contains distinct impulses or if the noise is irregular enough to attract attention. The value for any tonal noise can be an addition of up to 6dB and for impulsive noise of up to 9dB.

BS 4142 goes onto state that:

*'The significance of sound of an industrial and/or commercial nature depends upon both the margin by which the rating level of the specific sound source exceeds the background sound level and the context in which the sound occurs. An effective assessment cannot be conducted without an understanding of the reason(s) for the assessment and the context in which the sound occurs/will occur. When making assessments and arriving at decisions, therefore, it is essential to place the sound in context.'*

BS4142 has been referenced in setting noise limits for any fixed plant proposed as part of the proposed development.

**APPENDIX D**

**SURVEY RESULTS**  
**(TABULAR)**

**APPENDIX E**  
**SURVEY RESULTS**  
**(GRAPHICAL)**

## **APPENDIX F**

### **PUBLISHED PLANT NOISE DATA**