




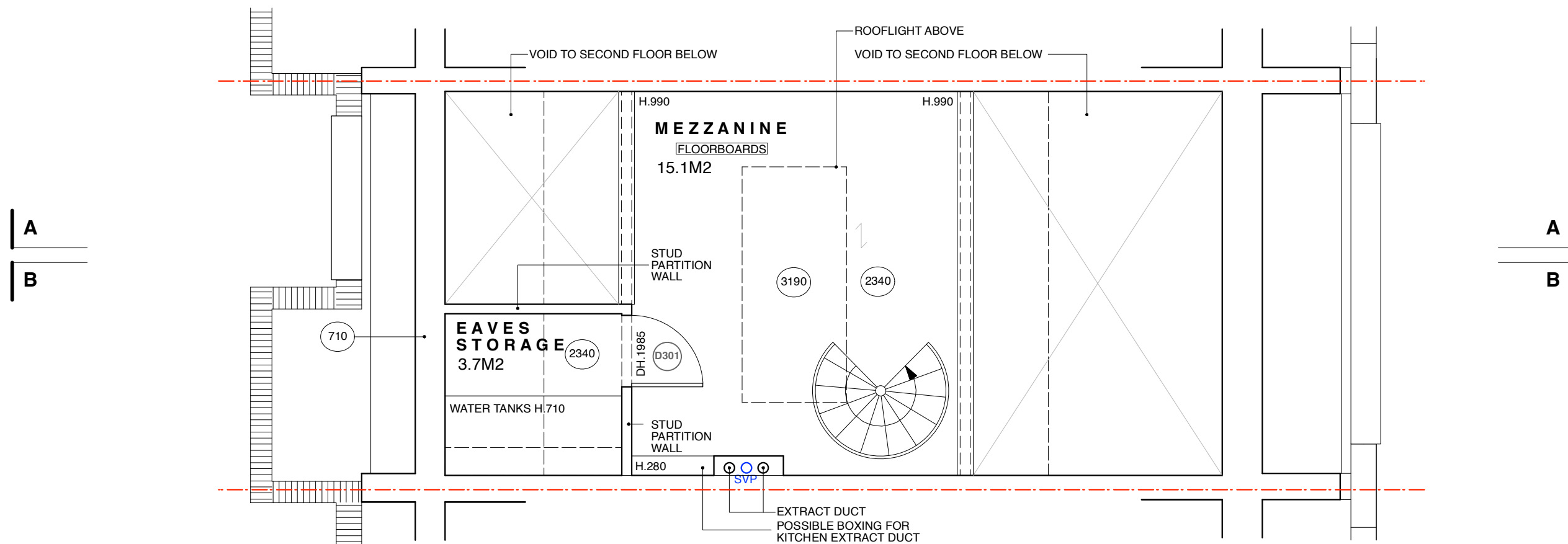
EDGE OF MEZZANINE ABOVE-



D

FRONT
EVALUATION

14 JEFFREY'S PLACE
INTERIOR NOT SURVEYED



12 JEFFREY'S PLACE
INTERIOR NOT SURVEYED

**FRONT
ELEVATION**

REVISIONS/ ISSUE

11/08/23
ISSUE TO CLIENT
FOR INFO

06/09/23 A
ISSUE TO CLIENT
FOR INFO

26/10/23 B
ISSUE TO **PLANNING**
FOR PRE-APP

07/11/23 C
ISSUE TO **CONSULTANTS & BUILDING CONTROL**
FOR QUOTE

30/11/23 D
ISSUE TO **PLANNING**
FOR APPROVAL

DRAINAGE KEY


—	EXISTING BELOW GROUND DRAIN
- - -	ASSUMED EXISTING BELOW GROUND DRAIN
- - -	PROPOSED BELOW GROUND DRAIN
- - -	PROPOSED ABOVE GROUND DRAIN
MH	MANHOLE
RWP	RAINWATER PIPE
SVP	SOIL VENT PIPE

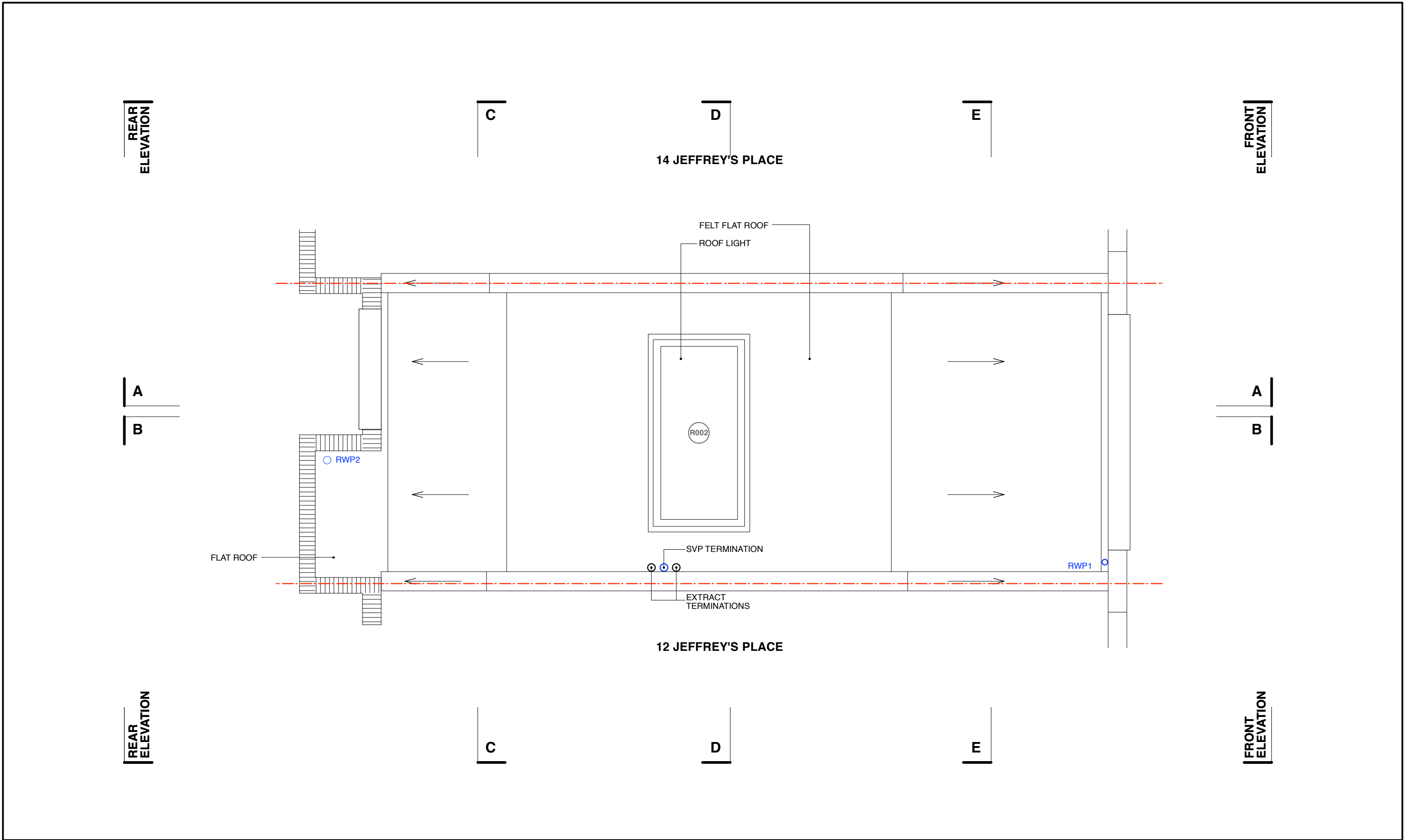
13 JEFFREY'S PLACE, NW1 9PP

MEZZANINE FLOOR PLAN
AS EXISTING

JFR / SU / 004 / D
1:50 @ A3

DO NOT SCALE FROM THIS DRAWING
REFER ALL DISCREPANCIES TO ARCHITECT





Lisa Shell architects
EG2 Noorway Wharf, 24 Hartford Road, N1 5GT
T. 020 7275 7773 E. mail@lisashellarchitects.co.uk
www.lisashellarchitects.co.uk
Chartered Architectural Firm Registered in England No. 2000596
Registration No. 10014000, 10014001, 10014002, 10014003, 10014004

REVISIONS/ ISSUE	
11/08/23 ISSUE TO CLIENT FOR INFO	07/11/23 C ISSUE TO CONSULTANTS & BUILDING CONTROL FOR QUOTE
06/09/23 A ISSUE TO CLIENT FOR INFO	30/11/23 D ISSUE TO PLANNING FOR APPROVAL
26/10/23 B ISSUE TO PLANNING FOR PRE-APP	

DRAINAGE KEY

- EXISTING BELOW GROUND DRAIN
- - - ASSUMED EXISTING BELOW GROUND DRAIN
- - - PROPOSED BELOW GROUND DRAIN
- - - PROPOSED ABOVE GROUND DRAIN
- MH MANHOLE
- RWP RAINWATER PIPE
- SVP SOIL VENT PIPE

M 1 2 3 4 5

13 JEFFREY'S PLACE, NW1 9PP

ROOF PLAN
AS EXISTING

JFR / SU / 005 / D
1 : 5 0 @ A3

DO NOT SCALE FROM THIS DRAWING
REFER ALL DISCREPANCIES TO ARCHITECT

