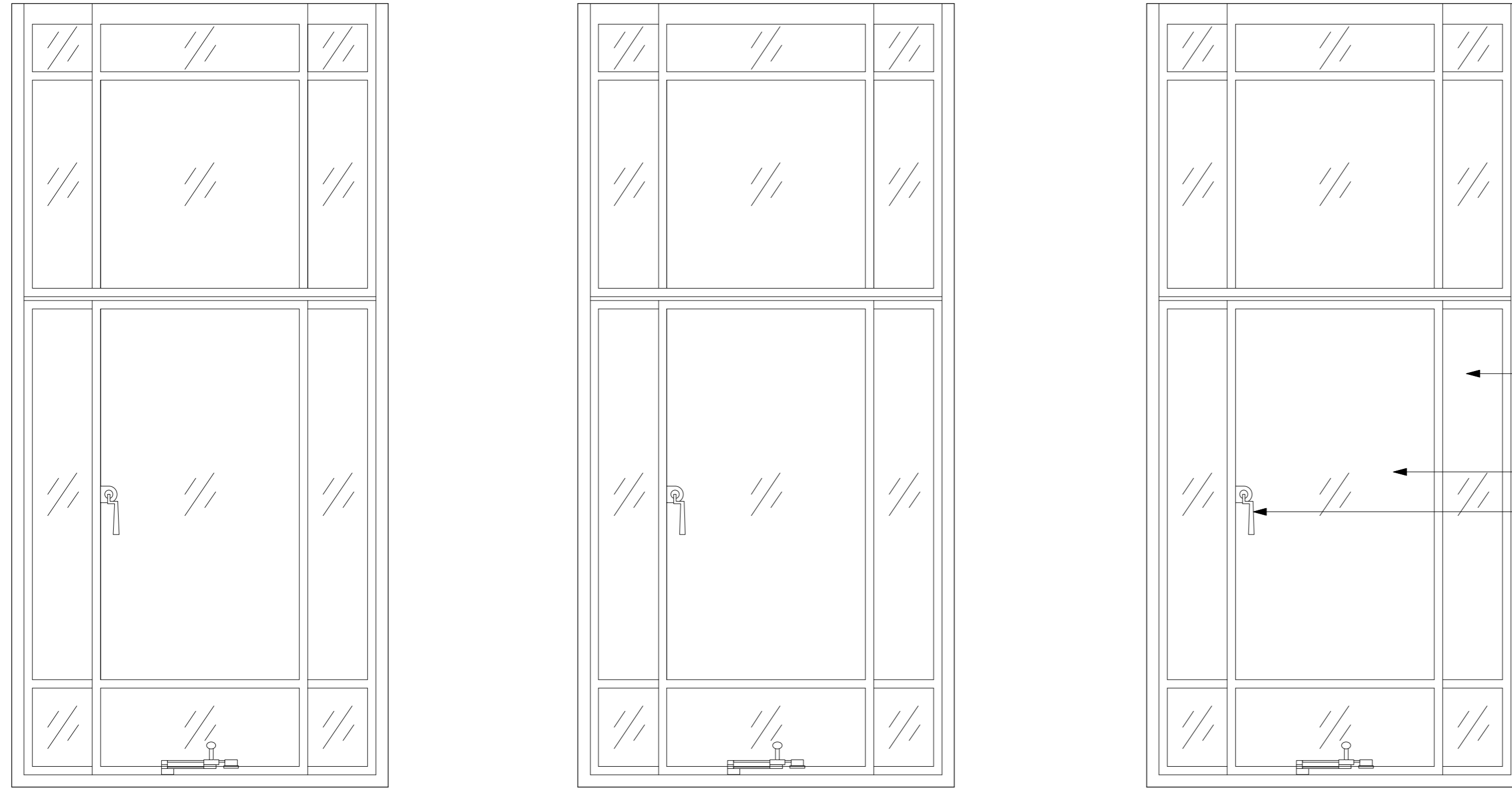


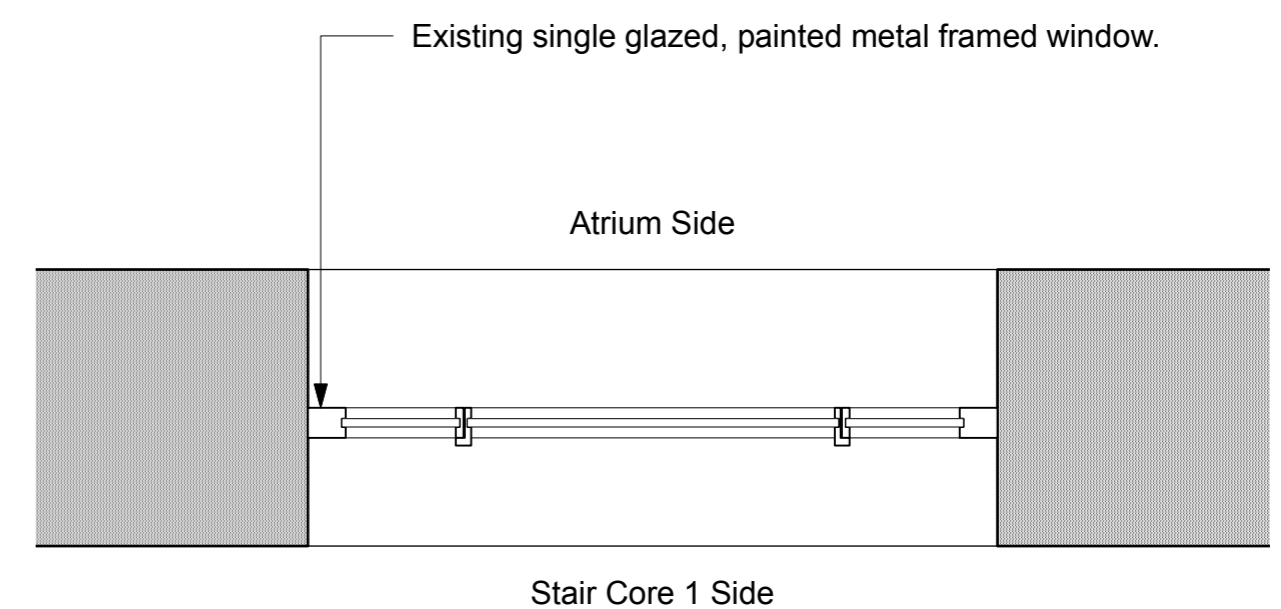
EXISTING



WINDOW TYPE 1 Stair Core 1 North Windows: Existing and Proposed Details

For window locations refer to location key plan
(drawing 951/PL/114)

- Existing single glazed, painted metal framed window.
- Inward opening window.
- Existing window hardware.

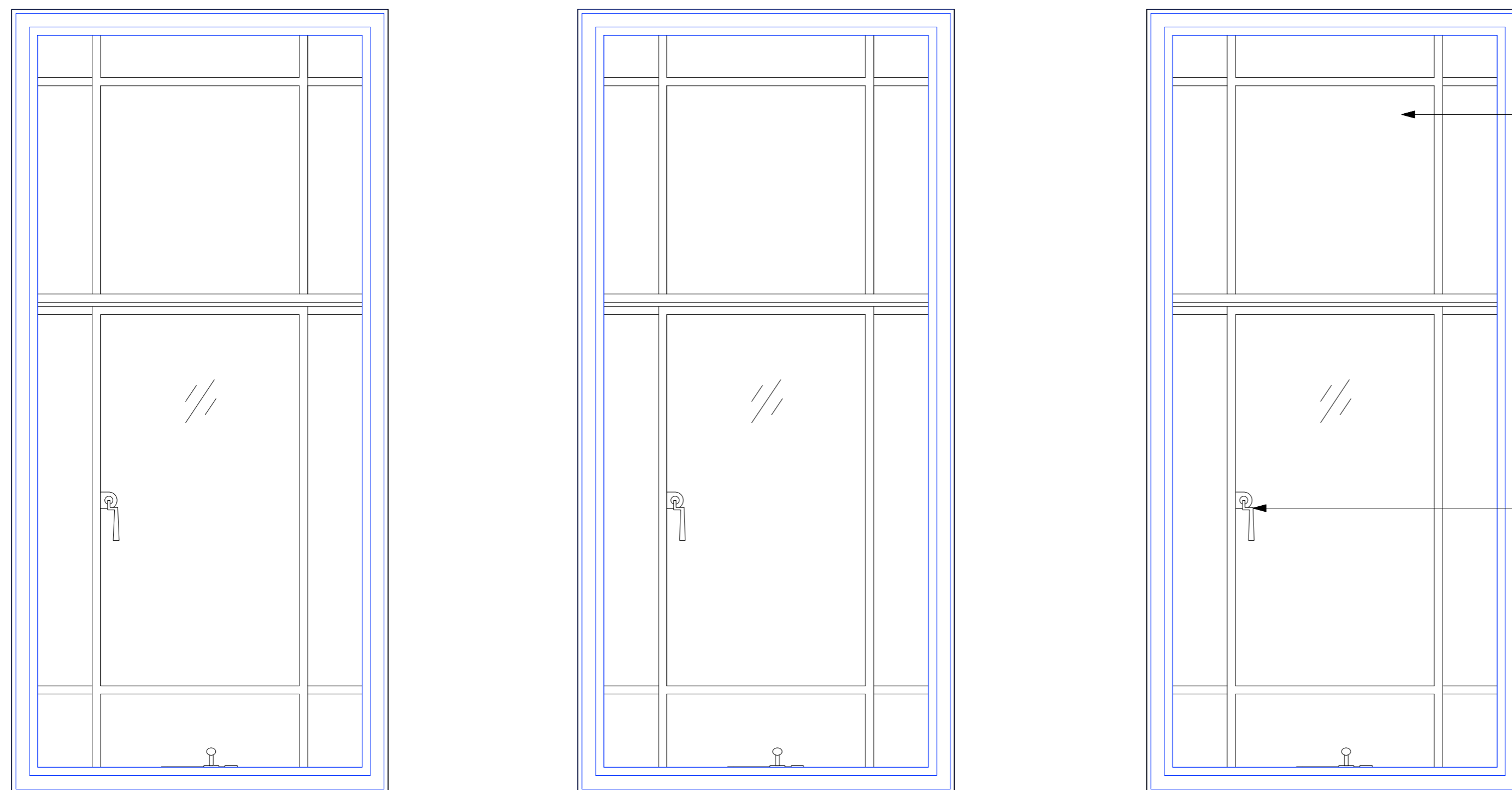


Existing
Third Floor FFL

1 Third Floor North: Window Elevation: Existing
Scale: 1:20@A3

2 Typical Window Plan: Existing
Scale: 1:20@A3

PROPOSED



- A) Existing single glazed, painted metal framed window to be retained and protected throughout proposed works.
- B) New fire rated, fixed light secondary glazing unit. 30 minute fire integrity. Powder coated metal frame, colour to match existing windows.
- A) Existing window hardware to be retained and secured closed.



Existing
Third Floor FFL

3 Third Floor North: Window Elevation: Proposed
Scale: 1:20@A3

4 Typical Window Plan: Proposed
Scale: 1:20@A3

Revision	Date	Amendment	Notes	Client	Project	Drawing	Scale	Date	Drawn	Revision	Project N°	Drawing N°	Revision
A	11.10.23	Planning Issue	<p>NO DIMENSIONS ARE TO BE SCALED FROM THIS DRAWING. THE CONTRACTOR/MANUFACTURER IS RESPONSIBLE FOR CHECKING ALL DIMENSIONS AND QUERING ANY DISCREPANCIES. THIS DRAWING IS THE PROPERTY OF BURWELL ARCHITECTS LTD. COPYRIGHT IS RESERVED BY THEM AND THE DRAWING IS ISSUED ON CONDITION THAT IT IS NOT COPIED, REPRODUCED, RETAINED OR DISCLOSED TO ANY UNAUTHORISED PERSON, EITHER WHOLLY OR IN PART, WITHOUT WRITTEN CONSENT.</p>	London School of Hygiene and Tropical Medicine	Phase 3 Internal Fire Strategy	Internal Windows Type 1: Sheet 2 of 3	1:20 @ A3	October 2023	TW	A	951	951_PL_156	A

Burwell Architects
info@burwellarchitects.com
www.burwellarchitects.com
Unit 001 California Building
Doris Gateway
London SE13 7SB
020 8305 6010