

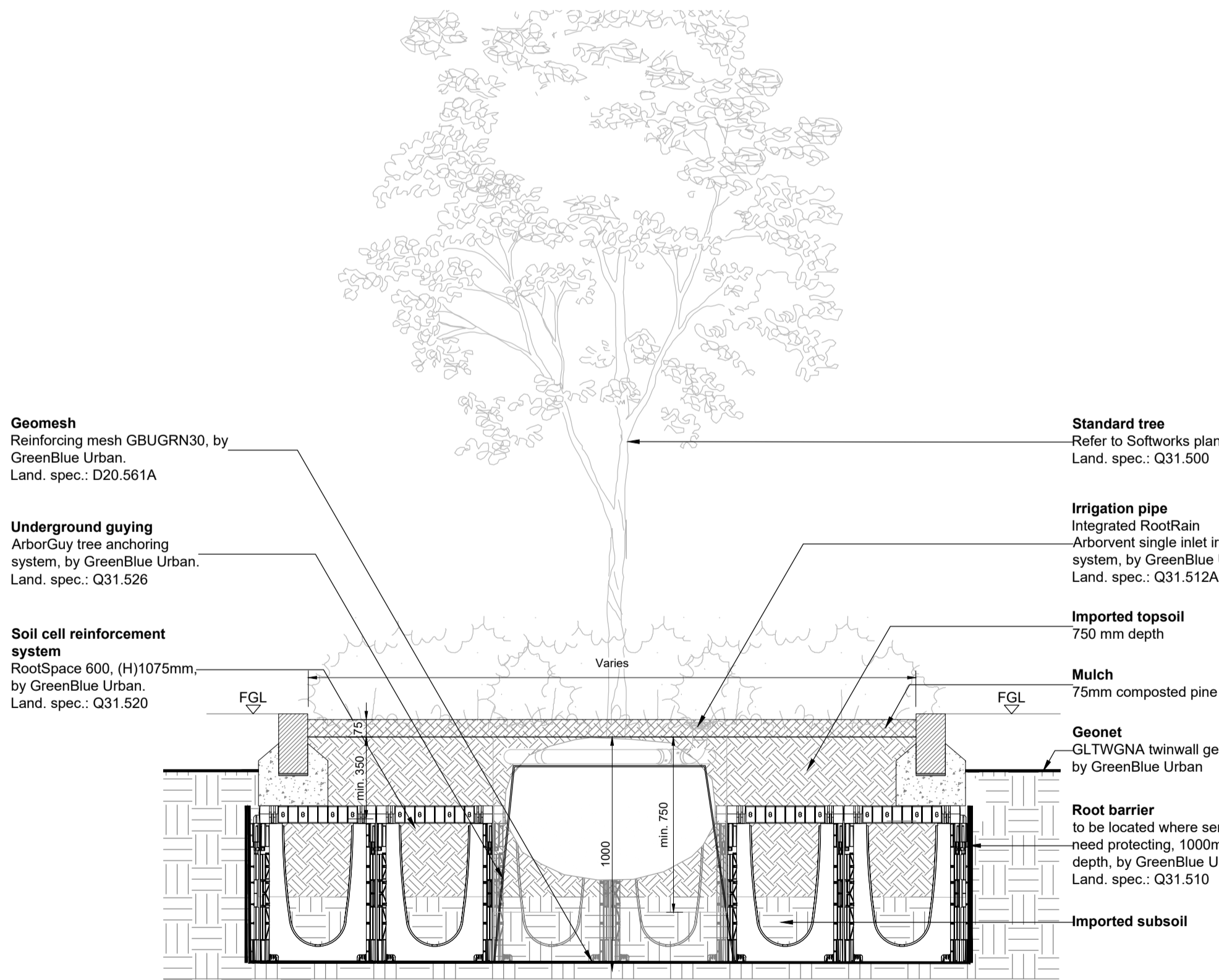
01 Typical shrub detail
Scale: 1:20, Land. Spec.: Q31.400

02 Typical grass detail
Scale: 1:20, Land. Spec.: Q31.400

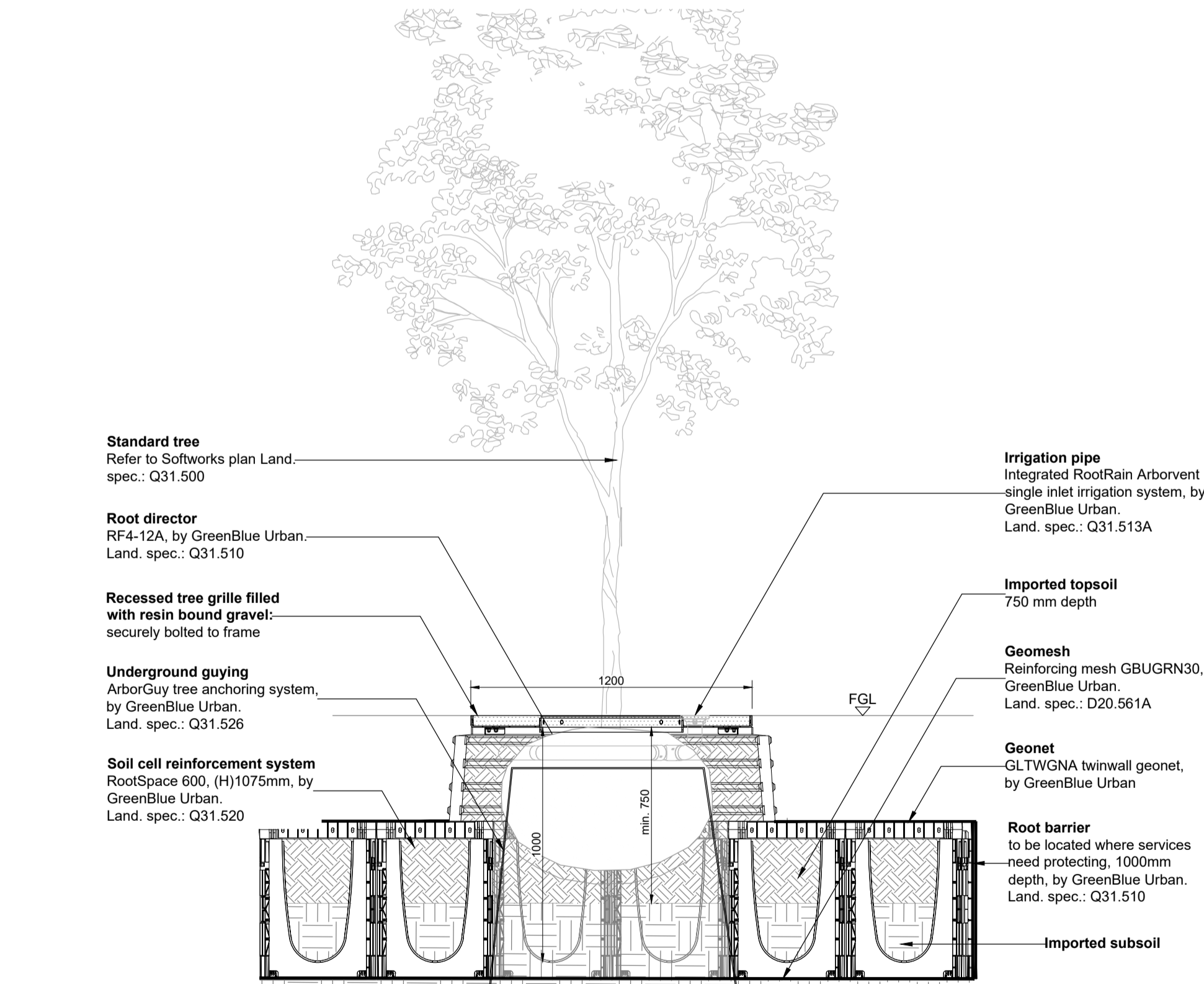
03 Typical hedge detail
Scale: 1:20, Land. Spec.: Q31.470

04 Typical instant hedge detail
Scale: 1:20, Land. Spec.: Q31.471

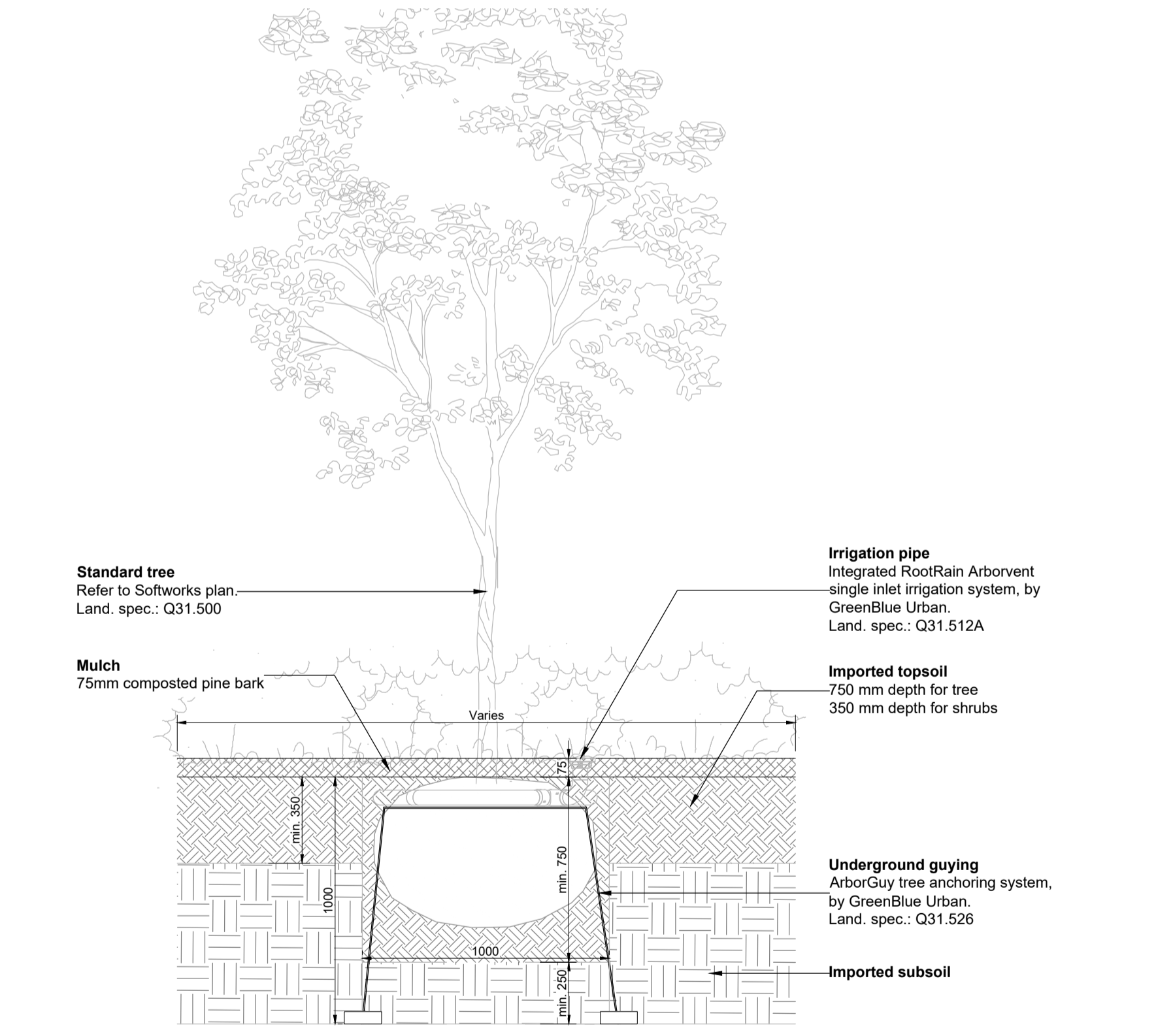
05 Typical front garden detail
Scale: 1:10



06 Typical soil reinforcement system and kerbs
Scale: 1:20, Land. spec.: Q31.505A



07 Typical soil reinforcement system with tree grill
Scale: 1:20, Land. spec.: Q31.506A



08 Typical tree pit - Planting bed
Scale: 1:20, Land. spec.: Q31.505A

DO NOT SCALE FROM DRAWING

Drawing Information
Copyright of Place Design + Planning Ltd. 2008
All Rights Reserved
PLEASE NOTE: Figured dimensions take precedent over scale, do not scale from drawings.
Inform Place Design + Planning Ltd of any discrepancies before works commence on site.
All dimensions to be checked on site

SIGNIFICANT HEALTH, SAFETY & ENVIRONMENTAL INFORMATION RELATING TO CDM
HEALTH:
SAFETY:
ENVIRONMENTAL:
IT IS ASSUMED ALL WORKS WILL BE CARRIED OUT BY A COMPETANT CONTRACTOR WORKING, WHERE APPROPRIATE, TO AN AGREED METHOD STATEMENT

No.	Revision	date	by	checked
T00	First Issue	30/03/22	CHC	GH
C00	First Issue	25/08/22	CHC	GH
C01	Minor amendment	02/01/23	CHC	GH

Client
St. George North London
St George House
16 The Boulevard
Imperial Wharf
London
SW6 2UB

Project Title
Camden Goods Yard
Drawing Title
Typical softwork details (1 of 2)
Project Stage
Stage 4

PLACE
Design + Planning
scale: Varies at A1 date: 01/02/22
drawn by: CHC checked by: GH
rev. no. C01
CGY00-PLA-XXX-XX-DR-LS-00420

Place Design + Planning Ltd
16 West Barnes Lane
London, SW20 0BU, UK
+44 208944 1940
+44 208944 1117