

DO NOT SCALE

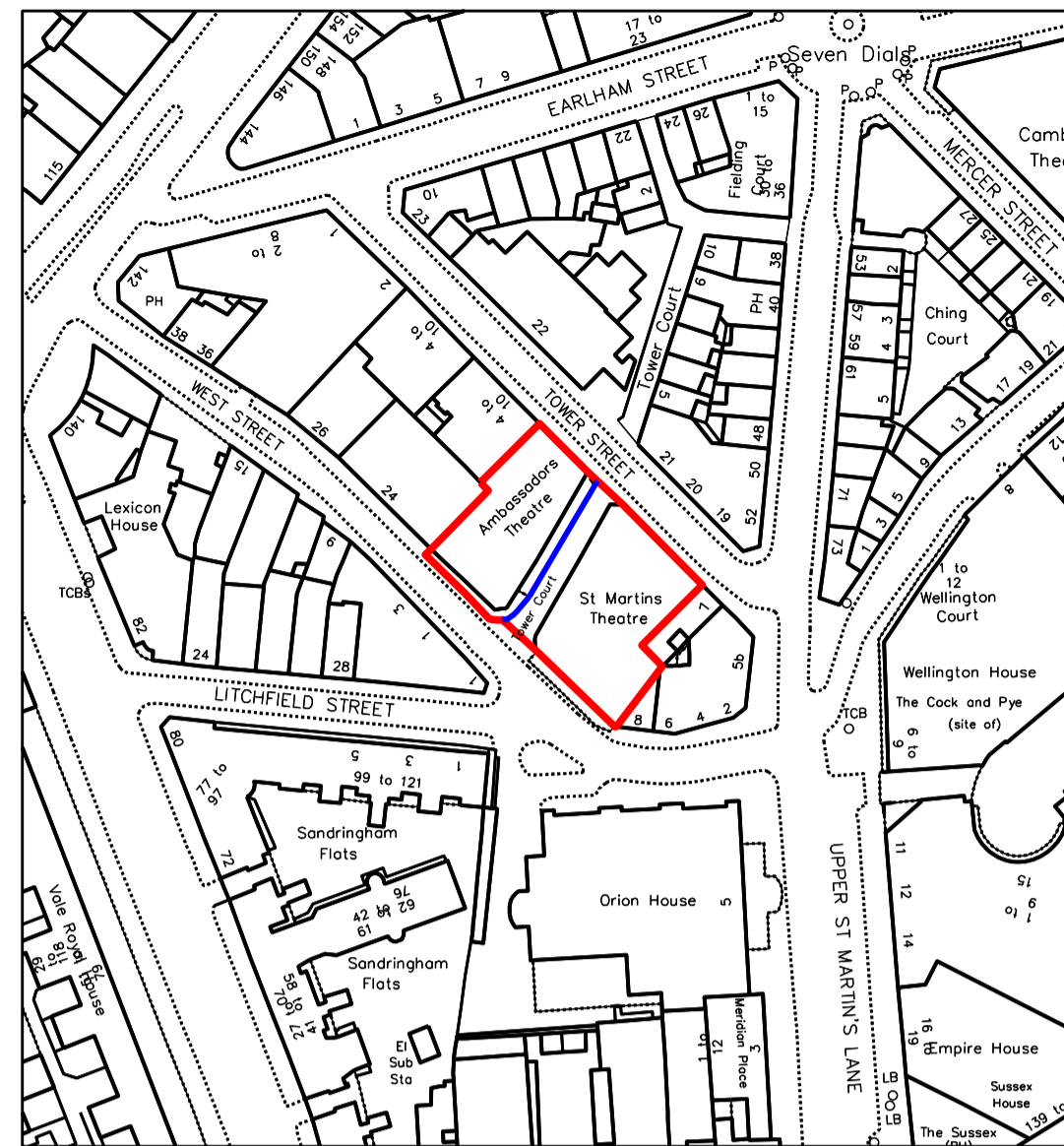
THE CONTRACTOR IS TO CHECK AND VERIFY ALL BUILDING AND SITE DIMENSIONS, LEVELS AND SEWER INVERT LEVELS AT CONNECTION POINTS BEFORE WORK STARTS.

THIS DRAWING IS TO BE READ AND CHECKED IN CONJUNCTION WITH ENGINEERS AND OTHER SPECIALIST DRAWINGS & SPECIFICATIONS.

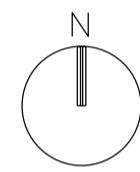
THE DRAWING AND THE WORKS DEPICTED ARE THE COPYRIGHT OF PAWLK+WIEDMER LTD AND MAY NOT BE REPRODUCED EXCEPT BY WRITTEN PERMISSION.

NOTES

TO BE READ IN CONJUNCTION WITH DEMOLITION GA PLANS, SECTIONS, ELEVATIONS, FINISHES PLANS AND HERITAGE STATEMENT. REFER ALSO TO MEP ENGINEERS' STRIP OUT AND BUILDERSWORK INFORMATION AND LIGHTING LAYOUTS.



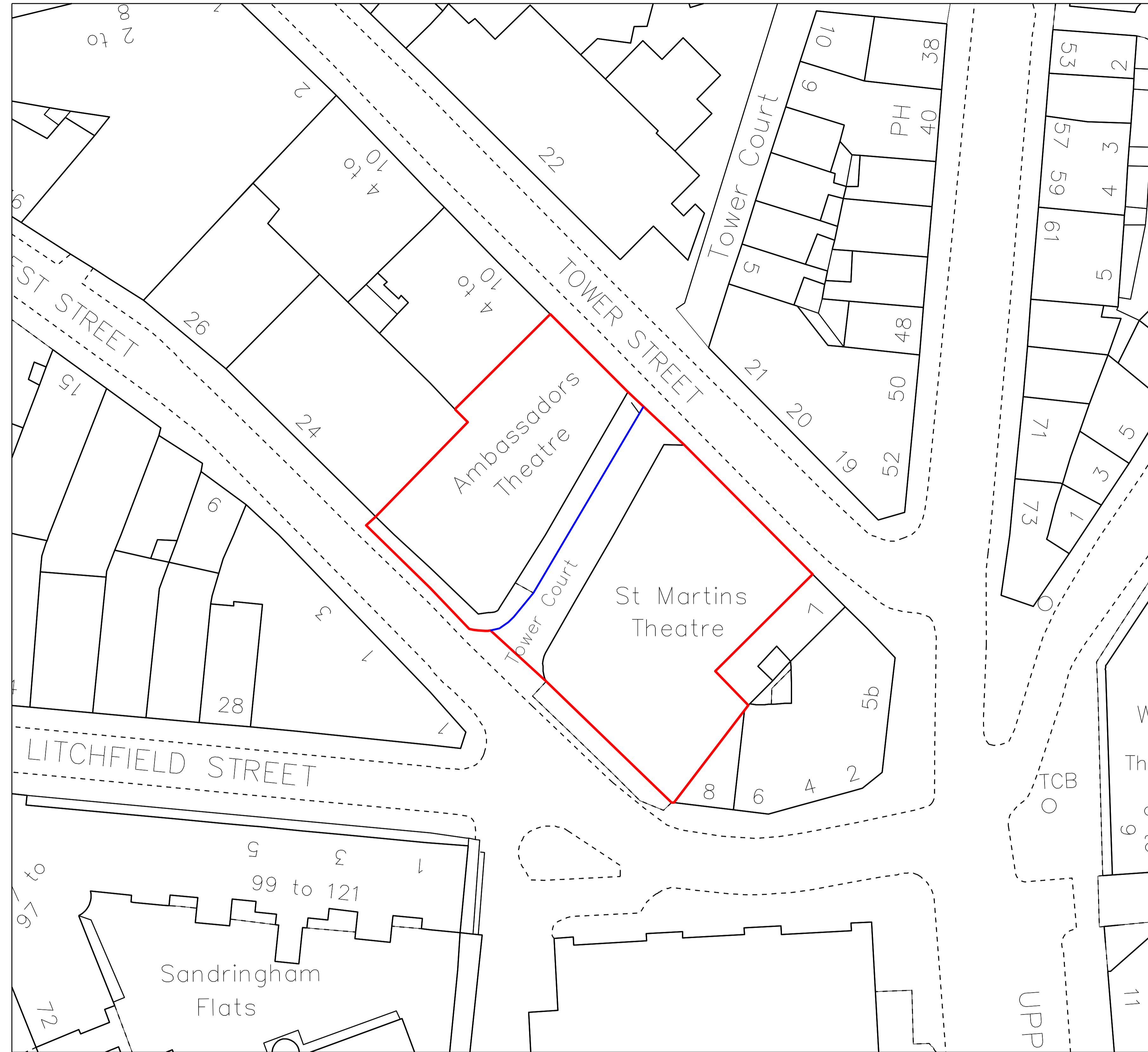
1 PLAN
Location Plan 1:1250 @ A1



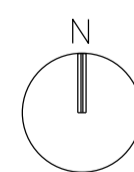
APPLICATION BOUNDARY



OWNERSHIP BOUNDARY



2 PLAN
Site Plan 1:250 @ A1



#	dd/mm/yy	Issue Reason	??
Rev	Date	Reason For Issue	Chk

Key Plan

pawlik + wiedmer

8-12 Creekside
London
SE8 3DX
london@pawlikwiedmer.com
Registered in England & Wales No: 8155464
Registered Office: 27 Mortimer Street, W1T 3BL, UK

Client
**Ambassadors Theatre
& St Martins Theatre
West Street
WC2H 9ND**

Project
**Tower Court
Festoon Lighting**

Title
Location and Site Plan

Status
PLANNING

Project Number 564	Date October 2023	Checked By AVF
Revision -	Scale @ ISO A1 As Noted	Approved By NP

Drawing Number
564-PWL-ZZ-ZZ-DR-A-PL-0010