










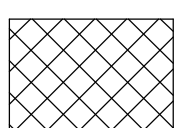
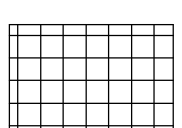




EXISTING CEILING LEGEND:

-  ORIGINAL EXISTING LATH AND PLASTER CEILING
-  EXISTING PLASTERBOARD CEILING (LATH AND PLASTER PREVIOUSLY REMOVED)
-  EXISTING DROPPED PLASTERBOARD CEILING
-  EXISTING CHARACTER CORNICE
-  EXISTENT CHARACTER CORNICE CONTINUES OVER CEILING BELOW



DEMOLITION CEILING LEGEND:

-  EXISTING DROPPED PLASTERBOARD CEILING DEMOLISHED
-  EXISTING CHARACTER CORNICE TO BE DEMOLISHED

PROPOSED CEILING LEGEND:

-  PROPOSED NEW DROPPED PLASTERBOARD CEILING
-  PROPOSED NEW PLASTERBOARD POD CEILING
-  PROPOSED NEW PLASTERBOARD CEILING TO ALIGN WITH EXISTING
-  PROPOSED CHARACTER CORNICE TO MATCH EXISTING
-  PROPOSED CHARACTER CORNICE TO CONTINUE OVER CEILING BELOW
-  PROPOSED NEW SECONDARY ORDER CORNICE IN GEORGIAN STYLE

PROPOSED DUCTWORK LAYOUT:

-  PROPOSED EXTRACT DUCTWORK
-  PROPOSED AIR SUPPLY DUCTWORK

GENERAL NOTES

CONTRACTOR TO IMMEDIATELY ADVISE THE CONTRACT ADMINISTRATOR & ARCHITECT OF ANY DISCREPANCIES BETWEEN THE EXISTING SURVEY DRAWINGS AND THE SITE SITUATION IF FOUND TO DIFFER. SHOULD A DISCREPANCY BE IDENTIFIED, THE CONTRACTOR IS TO REQUEST VERIFICATION FROM THE CONTRACT ADMINISTRATOR BY WAY OF INSTRUCTION PRIOR TO PROCEEDING WITH THE ASSOCIATED WORK OR ORDERING OF MATERIALS.

WHERE THERE IS A PERCEIVED DISCREPANCY BETWEEN THE ARCHITECT'S H & E / STRUCTURAL ENG. DRAWINGS, SPECIFICATIONS AND SCHEDULES, THOSE OF THE ARCHITECT ARE TO TAKE PRECEDENCE. THE CONTRACTOR IS TO SEEK CLARIFICATION FROM THE CONTRACT ADMINISTRATOR PRIOR TO UNDERTAKING THE WORKS OR ASSOCIATED WORKS.

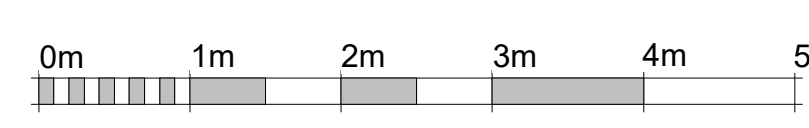
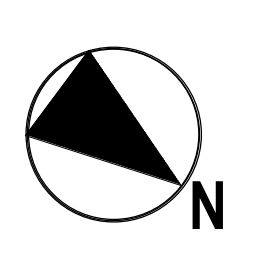
THE CONTRACTOR IS RESPONSIBLE FOR CHECKING DIMENSIONS. ANY DISCREPANCY IS TO BE VERIFIED WITH THE ARCHITECTS BEFORE PROCEEDING WITH ANY WORKS.

DO NOT SCALE DRAWINGS.

FIGURED DIMENSIONS TO BE WORKED IN ALL CASES. ALL DIMS ARE IN mm UNLESS OTHERWISE STATED.

ALL SUPPLIED TIMBER AND TIMBER BASED PRODUCTS SHALL CARRY THE FOREST STEWARDSHIP COUNCIL'S (FSC) TRADEMARK OR OTHER LABEL FROM AN EQUIVALENT INTERNATIONALLY RECOGNISED, GLOBALLY APPLICABLE, INDEPENDENT CERTIFICATION SYSTEM FOR GOOD FOREST MANAGEMENT, ACCEPTABLE TO THE ARCHITECT. CHAIN OF CUSTODY DOCUMENTATION IS TO BE PROVIDED PRIOR TO ANY WORKS PROCEEDING AND IS TO BE AVAILABLE FOR INSPECTION ON REQUEST BY THE ARCHITECT (WHERE INDEPENDENTLY CERTIFIED TIMBER STOCKS ARE NOT AVAILABLE, TIMBER AND WOOD PRODUCTS MAY BE SOURCED FROM SUPPLIERS THAT HAVE ADOPTED A FORMAL ENVIRONMENTAL PURCHASING POLICY, AND CAN PROVIDE CREDIBLE EVIDENCE OF A COMMITMENT TO THAT POLICY).

THIS DRAWING IS TO BE READ IN CONJUNCTION WITH ALL RELEVANT ARCHITECTS, STRUCTURAL ENGINEERS, M&E ENGINEERS AND OTHER CONTRACT DOCUMENTS.



VISUAL SCALE 1:50 @ A0

Notes, legends or Key plans to be added above here

DATE	REV	BY	DESCRIPTION
27.10.23	01	PL	ISSUED FOR PLANNING

SPPARC

N°10 BAYLEY STREET
BEDFORD SQUARE
LONDON WC1B 3HB
T +44 (0) 20 7734 4100
F +44 (0) 20 7334 9930
W www.spparcstudio.com

Client
FIRMDALE HOTELS

Job Title
Z205 - Bedford Place Hotel

Drawing Title
**Demolition Basement Level
RCP**

Drawing Number & Revision
2205-SPP-BP-B1-DR-A-95-3501

Scale	Date Amended	Amended By	Revision
As indicated	27.10.23	PL	P01
Checked	Date Created	Drawn By	SUITABILITY
TM	05.10.23	PL	S2

GENERAL NOTES

CONTRACTOR TO IMMEDIATELY ADVISE THE CONTRACT ADMINISTRATOR & ARCHITECT OF ANY DISCREPANCIES BETWEEN THE EXISTING SURVEY DRAWINGS AND THE SITE SITUATION IF FOUND TO DIFFER. SHOULD A DISCREPANCY BE IDENTIFIED, THE CONTRACTOR IS TO REQUEST VERIFICATION FROM THE CONTRACT ADMINISTRATOR BY WAY OF INSTRUCTION PRIOR TO PROCEEDING WITH THE ASSOCIATED WORK OR ORDERING OF MATERIALS.

WHERE THERE IS A PERCEIVED DISCREPANCY BETWEEN THE ARCHITECT'S P & E / STRUCTURAL ENG. DRAWINGS, SPECIFICATIONS AND SCHEDULES, THOSE OF THE ARCHITECT ARE TO TAKE PRECEDENCE. THE CONTRACTOR IS TO SEEK CLARIFICATION FROM THE CONTRACT ADMINISTRATOR PRIOR TO UNDERTAKING THE WORKS OR ASSOCIATED WORKS.

THE CONTRACTOR IS RESPONSIBLE FOR CHECKING DIMENSIONS. ANY DISCREPANCY IS TO BE VERIFIED WITH THE ARCHITECTS BEFORE PROCEEDING WITH ANY WORKS.

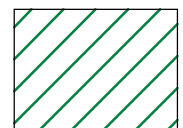

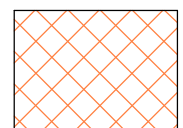


DO NOT SCALE DRAWINGS.

FIGURED DIMENSIONS TO BE WORKED IN ALL CASES. ALL DIMS ARE IN mm UNLESS OTHERWISE STATED.



ALL SUPPLIED TIMBER AND TIMBER BASED PRODUCTS SHALL CARRY THE FOREST STEWARDSHIP COUNCIL'S (FSC) TRADEMARK OR OTHER LABEL FROM AN EQUIVALENT INTERNATIONALLY RECOGNISED, GLOBALLY APPLICABLE, INDEPENDENT CERTIFICATION SYSTEM FOR GOOD FOREST MANAGEMENT, ACCEPTABLE TO THE ARCHITECT. CHAIN OF CUSTODY DOCUMENTATION IS TO BE PROVIDED PRIOR TO ANY WORKS PROCEEDING AND IS TO BE AVAILABLE FOR INSPECTION ON REQUEST BY THE ARCHITECT (WHERE INDEPENDENTLY CERTIFIED TIMBER STOCKS ARE NOT AVAILABLE, TIMBER AND WOOD PRODUCTS MAY BE SOURCED FROM SUPPLIERS THAT HAVE ADOPTED A FORMAL ENVIRONMENTAL PURCHASING POLICY, AND CAN PROVIDE CREDIBLE EVIDENCE OF A COMMITMENT TO THAT POLICY).

THIS DRAWING IS TO BE READ IN CONJUNCTION WITH ALL RELEVANT ARCHITECTS, STRUCTURAL ENGINEERS, M&E ENGINEERS AND OTHER CONTRACT DOCUMENTS.

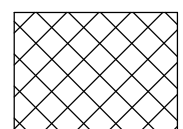
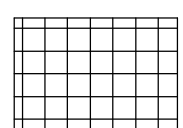




EXISTING CEILING LEGEND:

-  ORIGINAL EXISTING LATH AND PLASTER CEILING
-  EXISTING PLASTERBOARD CEILING (LATH AND PLASTER PREVIOUSLY REMOVED)
-  EXISTING DROPPED PLASTERBOARD CEILING
-  EXISTING CHARACTER CORNICE
-  EXISTING CHARACTER CORNICE CONTINUES OVER CEILING BELOW



DEMOLITION CEILING LEGEND:

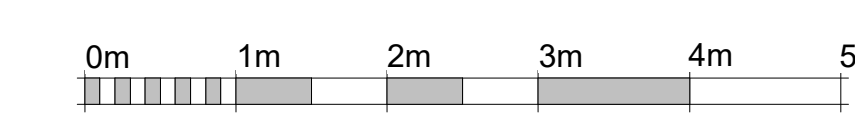

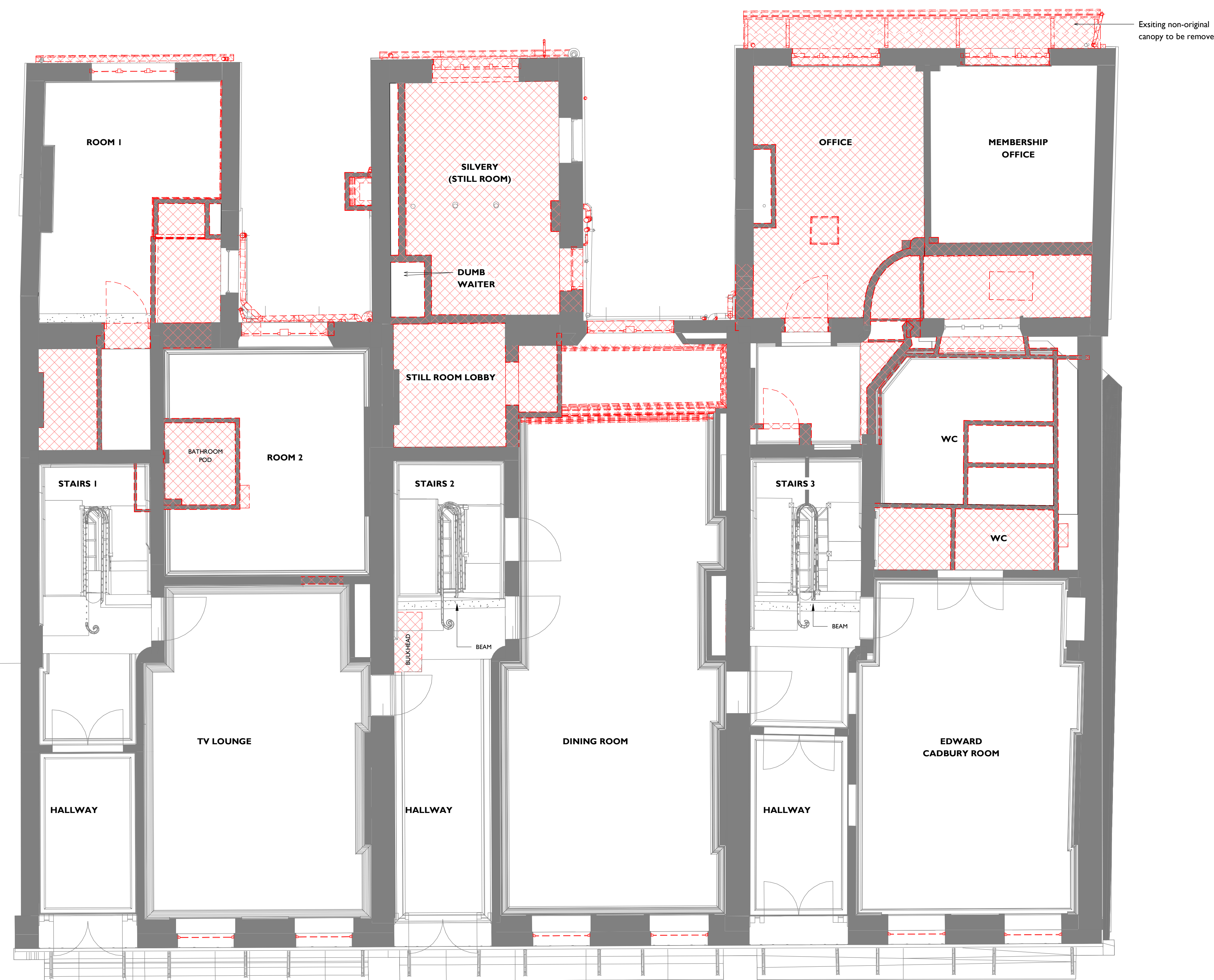
-  EXISTING DROPPED PLASTERBOARD CEILING DEMOLISHED
-  EXISTING CHARACTER CORNICE TO BE DEMOLISHED

PROPOSED CEILING LEGEND:

-  PROPOSED NEW DROPPED PLASTERBOARD CEILING
-  PROPOSED NEW PLASTERBOARD POD CEILING
-  PROPOSED NEW PLASTERBOARD CEILING TO ALIGN WITH EXISTING
-  PROPOSED CHARACTER CORNICE TO MATCH EXISTING
-  PROPOSED CHARACTER CORNICE TO CONTINUE OVER CEILING BELOW
-  PROPOSED NEW SECONDARY ORDER CORNICE IN GEORGIAN STYLE

PROPOSED DUCTWORK LAYOUT:

-  PROPOSED EXTRACT DUCTWORK
-  PROPOSED AIR SUPPLY DUCTWORK



VISUAL SCALE 1:50 @ A0
Notes, legends or Key plans to be added above here

DATE	REV	BY	DESCRIPTION
27.10.23	01	PL	ISSUED FOR PLANNING

SPPARC
 N°10 BAYLEY STREET
 BEDFORD SQUARE
 LONDON WC1B 3HB
 T +44 (0) 20 7734 4100
 F +44 (0) 20 7334 9930
 W www.spparcstudio.com

Client
FIRMDALE HOTELS

Job Title
2205 - Bedford Place Hotel

Drawing Title
Demolition Level 0G RCP

Drawing Number & Revision
2205-SPP-BP-0G-DR-A-95-3502

Scale	Date Amended	Amended By	Revision
As indicated	27.10.23	PL	P01
Checked	Date Created	Drawn By	SUITABILITY
TM	05.10.23	PL	S2

GENERAL NOTES

CONTRACTOR TO IMMEDIATELY ADVISE THE CONTRACT ADMINISTRATOR & ARCHITECT OF ANY DISCREPANCIES BETWEEN THE EXISTING SURVEY DRAWINGS AND THE SITE SITUATION IF FOUND TO DIFFER. SHOULD A DISCREPANCY BE IDENTIFIED, THE CONTRACTOR IS TO REQUEST VERIFICATION FROM THE CONTRACT ADMINISTRATOR BY WAY OF INSTRUCTION PRIOR TO PROCEEDING WITH THE ASSOCIATED WORK OR ORDERING OF MATERIALS.

WHERE THERE IS A PERCEIVED DISCREPANCY BETWEEN THE ARCHITECT'S P.H.E./ STRUCTURAL ENG. DRAWINGS, SPECIFICATIONS AND SCHEDULES, THOSE OF THE ARCHITECT ARE TO TAKE PRECEDENCE. THE CONTRACTOR IS TO SEEK CLARIFICATION FROM THE CONTRACT ADMINISTRATOR PRIOR TO UNDERTAKING THE WORKS OR ASSOCIATED WORKS.

THE CONTRACTOR IS RESPONSIBLE FOR CHECKING DIMENSIONS. ANY DISCREPANCY TO BE VERIFIED WITH THE ARCHITECTS BEFORE PROCEEDING WITH ANY WORKS.



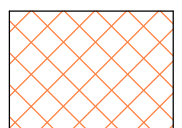


DO NOT SCALE DRAWINGS.

FIGURED DIMENSIONS TO BE WORKED IN ALL CASES. ALL DIMS ARE IN mm UNLESS OTHERWISE STATED.



ALL SUPPLIED TIMBER AND TIMBER BASED PRODUCTS SHALL CARRY THE FOREST STEWARDSHIP COUNCIL'S (FSC) TRADEMARK OR OTHER LABEL FROM AN EQUIVALENT INTERNATIONALLY RECOGNISED, GLOBALLY APPLICABLE, INDEPENDENT CERTIFICATION SYSTEM FOR GOOD FOREST MANAGEMENT, ACCEPTABLE TO THE ARCHITECT. CHAIN OF CUSTODY DOCUMENTATION IS TO BE PROVIDED PRIOR TO ANY WORKS PROCEEDING AND IS TO BE AVAILABLE FOR INSPECTION ON REQUEST BY THE ARCHITECT (WHERE INDEPENDENTLY CERTIFIED TIMBER STOCKS ARE NOT AVAILABLE, TIMBER AND WOOD PRODUCTS MAY BE SOURCED FROM SUPPLIERS THAT HAVE ADOPTED A FORMAL ENVIRONMENTAL PURCHASING POLICY, AND CAN PROVIDE CREDIBLE EVIDENCE OF A COMMITMENT TO THAT POLICY).

THIS DRAWING IS TO BE READ IN CONJUNCTION WITH ALL RELEVANT ARCHITECTS, STRUCTURAL ENGINEERS, M&E ENGINEERS AND OTHER CONTRACT DOCUMENTS.


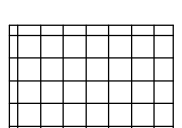




EXISTING CEILING LEGEND:

-  ORIGINAL EXISTING LATH AND PLASTER CEILING
-  EXISTING PLASTERBOARD CEILING (LATH AND PLASTER PREVIOUSLY REMOVED)
-  EXISTING DROPPED PLASTERBOARD CEILING
-  EXISTING CHARACTER CORNICE
-  EXISTING CHARACTER CORNICE CONTINUES OVER CEILING BELOW

DEMOLITION CEILING LEGEND:

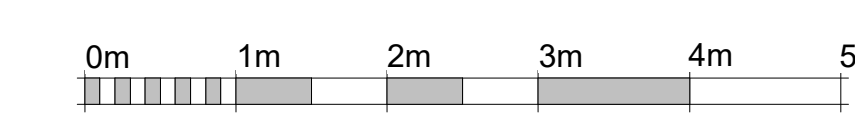

-  EXISTING DROPPED PLASTERBOARD CEILING DEMOLISHED
-  EXISTING CHARACTER CORNICE TO BE DEMOLISHED

PROPOSED CEILING LEGEND:

-  PROPOSED NEW DROPPED PLASTERBOARD CEILING
-  PROPOSED NEW PLASTERBOARD POD CEILING
-  PROPOSED NEW PLASTERBOARD CEILING TO ALIGN WITH EXISTING
-  PROPOSED CHARACTER CORNICE TO MATCH EXISTING
-  PROPOSED CHARACTER CORNICE TO CONTINUE OVER CEILING BELOW
-  PROPOSED NEW SECONDARY ORDER CORNICE IN GEORGIAN STYLE

PROPOSED DUCTWORK LAYOUT:

-  PROPOSED EXTRACT DUCTWORK
-  PROPOSED AIR SUPPLY DUCTWORK



VISUAL SCALE 1:50 @ A0
Notes, legends or Key plans to be added above here

DATE	REV	BY	DESCRIPTION
27.10.23	01	PL	ISSUED FOR PLANNING

SPPARC
 N°10 BAYLEY STREET
 BEDFORD SQUARE
 LONDON WC1B 3HB
 T +44 (0) 20 7734 4100
 F +44 (0) 20 7334 9930
 W www.spparcstudio.com

Client
FIRMDALE HOTELS

Job Title
2205 - Bedford Place Hotel

Drawing Title
Demolition Level 01 RCP

Drawing Number & Revision
2205-SPP-BP-01-DR-A-95-3503

Scale	Date Amended	Amended By	Revision
As indicated	27.10.23	PL	P01
Checked	Date Created	Drawn By	Drawn By
TM	05.10.23	PL	SUITABILITY
			S2

GENERAL NOTES

CONTRACTOR TO IMMEDIATELY ADVISE THE CONTRACT ADMINISTRATOR & ARCHITECT OF ANY DISCREPANCIES BETWEEN THE EXISTING SURVEY DRAWINGS AND THE SITE SITUATION IF FOUND TO DIFFER. SHOULD A DISCREPANCY BE IDENTIFIED, THE CONTRACTOR IS TO REQUEST VERIFICATION FROM THE CONTRACT ADMINISTRATOR BY WAY OF INSTRUCTION PRIOR TO PROCEEDING WITH THE ASSOCIATED WORK OR ORDERING OF MATERIALS.

WHERE THERE IS A PERCEIVED DISCREPANCY BETWEEN THE ARCHITECT'S P.H.E./ STRUCTURAL ENG. DRAWINGS, SPECIFICATIONS AND SCHEDULES, THOSE OF THE ARCHITECT ARE TO TAKE PRECEDENCE. THE CONTRACTOR IS TO SEEK CLARIFICATION FROM THE CONTRACT ADMINISTRATOR PRIOR TO UNDERTAKING THE WORKS OR ASSOCIATED WORKS.

THE CONTRACTOR IS RESPONSIBLE FOR CHECKING DIMENSIONS. ANY DISCREPANCY TO BE VERIFIED WITH THE ARCHITECTS BEFORE PROCEEDING WITH ANY WORKS.



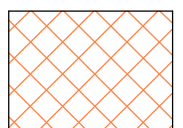


DO NOT SCALE DRAWINGS.

FIGURED DIMENSIONS TO BE WORKED IN ALL CASES. ALL DIMS ARE IN mm UNLESS OTHERWISE STATED.



ALL SUPPLIED TIMBER AND TIMBER BASED PRODUCTS SHALL CARRY THE FOREST STEWARDSHIP COUNCIL'S (FSC) TRADEMARK OR OTHER LABEL FROM AN EQUIVALENT INTERNATIONALLY RECOGNISED, GLOBALLY APPLICABLE, INDEPENDENT CERTIFICATION SYSTEM FOR GOOD FOREST MANAGEMENT, ACCEPTABLE TO THE ARCHITECT. CHAIN OF CUSTODY DOCUMENTATION IS TO BE PROVIDED PRIOR TO ANY WORKS PROCEEDING AND IS TO BE AVAILABLE FOR INSPECTION ON REQUEST BY THE ARCHITECT (WHERE INDEPENDENTLY CERTIFIED TIMBER STOCKS ARE NOT AVAILABLE, TIMBER AND WOOD PRODUCTS MAY BE SOURCED FROM SUPPLIERS THAT HAVE ADOPTED A FORMAL ENVIRONMENTAL PURCHASING POLICY, AND CAN PROVIDE CREDIBLE EVIDENCE OF A COMMITMENT TO THAT POLICY).

THIS DRAWING IS TO BE READ IN CONJUNCTION WITH ALL RELEVANT ARCHITECTS, STRUCTURAL ENGINEERS, M&E ENGINEERS AND OTHER CONTRACT DOCUMENTS.

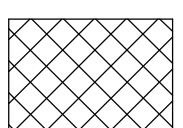




EXISTING CEILING LEGEND:

-  ORIGINAL EXISTING LATH AND PLASTER CEILING
-  EXISTING PLASTERBOARD CEILING (LATH AND PLASTER PREVIOUSLY REMOVED)
-  EXISTING DROPPED PLASTERBOARD CEILING
-  EXISTING CHARACTER CORNICE
-  EXISTENT CHARACTER CORNICE CONTINUES OVER CEILING BELOW



DEMOLITION CEILING LEGEND:

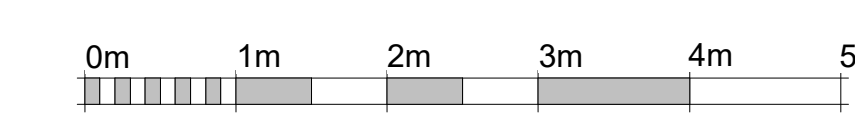

-  EXISTING DROPPED PLASTERBOARD CEILING DEMOLISHED
-  EXISTING CHARACTER CORNICE TO BE DEMOLISHED

PROPOSED CEILING LEGEND:

-  PROPOSED NEW DROPPED PLASTERBOARD CEILING
-  PROPOSED NEW PLASTERBOARD POD CEILING
-  PROPOSED NEW PLASTERBOARD CEILING TO ALIGN WITH EXISTING
-  PROPOSED CHARACTER CORNICE TO MATCH EXISTING
-  PROPOSED CHARACTER CORNICE TO CONTINUE OVER CEILING BELOW
-  PROPOSED NEW SECONDARY ORDER CORNICE IN GEORGIAN STYLE

PROPOSED DUCTWORK LAYOUT:

-  PROPOSED EXTRACT DUCTWORK
-  PROPOSED AIR SUPPLY DUCTWORK



VISUAL SCALE 1:50 @ A0
Notes, legends or Key plans to be added above here

DATE	REV	BY	DESCRIPTION
27.10.23	01	PL	ISSUED FOR PLANNING

SPPARC
N°10 BAYLEY STREET
BEDFORD SQUARE
LONDON WC1B 3HB
T +44 (0) 20 7734 4100
F +44 (0) 20 7334 9930
W www.spparcstudio.com

Client
FIRMDALE HOTELS

Job Title
2205 - Bedford Place Hotel

Drawing Title
Demolition Level 02 RCP

Drawing Number & Revision
2205-SPP-BP-02-DR-A-95-3504






Scale	Date Amended	Amended By	Revision
As indicated	27.10.23	PL	P01
Checked	Date Created	Drawn By	SUITABILITY
TM	05.10.23	PL	S2

PRIVATE GARDEN





BEDFORD PLACE







EXISTING CEILING LEGEND:

-  ORIGINAL EXISTING LATH AND PLASTER CEILING
-  EXISTING PLASTERBOARD CEILING (LATH AND PLASTER PREVIOUSLY REMOVED)
-  EXISTING DROPPED PLASTERBOARD CEILING
-  EXISTING CHARACTER CORNICE
-  EXISTING CHARACTER CORNICE CONTINUES OVER CEILING BELOW


DEMOLITION CEILING LEGEND:

-  EXISTING DROPPED PLASTERBOARD CEILING DEMOLISHED
-  EXISTING CHARACTER CORNICE TO BE DEMOLISHED

PROPOSED CEILING LEGEND:

-  PROPOSED NEW DROPPED PLASTERBOARD CEILING
-  PROPOSED NEW PLASTERBOARD POD CEILING
-  PROPOSED NEW PLASTERBOARD CEILING TO ALIGN WITH EXISTING
-  PROPOSED CHARACTER CORNICE TO MATCH EXISTING
-  PROPOSED CHARACTER CORNICE TO CONTINUE OVER CEILING BELOW
-  PROPOSED NEW SECONDARY ORDER CORNICE IN GEORGIAN STYLE

PROPOSED DUCTWORK LAYOUT:

-  PROPOSED EXTRACT DUCTWORK
-  PROPOSED AIR SUPPLY DUCTWORK

GENERAL NOTES

CONTRACTOR TO IMMEDIATELY ADVISE THE CONTRACT ADMINISTRATOR & ARCHITECT OF ANY DISCREPANCIES BETWEEN THE EXISTING SURVEY DRAWINGS AND THE SITE SITUATION IF FOUND TO DIFFER. SHOULD A DISCREPANCY BE IDENTIFIED, THE CONTRACTOR IS TO REQUEST VERIFICATION FROM THE CONTRACT ADMINISTRATOR BY WAY OF INSTRUCTION PRIOR TO PROCEEDING WITH THE ASSOCIATED WORK OR ORDERING OF MATERIALS.

WHERE THERE IS A PERCEIVED DISCREPANCY BETWEEN THE ARCHITECT'S P.H.E./STRUCTURAL ENG. DRAWINGS, SPECIFICATIONS AND SCHEDULES, THOSE OF THE ARCHITECT ARE TO TAKE PRECEDENCE. THE CONTRACTOR IS TO SEEK CLARIFICATION FROM THE CONTRACT ADMINISTRATOR PRIOR TO UNDERTAKING THE WORK OR ASSOCIATED WORKS.


THE CONTRACTOR IS RESPONSIBLE FOR CHECKING DIMENSIONS. ANY DISCREPANCY IS TO BE VERIFIED WITH THE ARCHITECTS BEFORE PROCEEDING WITH ANY WORKS.

DO NOT SCALE DRAWINGS.

FIGURED DIMENSIONS TO BE WORKED IN ALL CASES. ALL DIMS ARE IN mm UNLESS OTHERWISE STATED.

ALL SUPPLIED TIMBER AND TIMBER BASED PRODUCTS SHALL CARRY THE FOREST STEWARDSHIP COUNCIL'S (FSC) TRADEMARK OR OTHER LABEL FROM AN EQUIVALENT INTERNATIONALLY RECOGNISED, GLOBALLY APPLICABLE, INDEPENDENT CERTIFICATION SYSTEM FOR GOOD FOREST MANAGEMENT, ACCEPTABLE TO THE ARCHITECT. CHAIN OF CUSTODY DOCUMENTATION IS TO BE PROVIDED PRIOR TO ANY WORKS PROCEEDING AND IS TO BE AVAILABLE FOR INSPECTION ON REQUEST BY THE ARCHITECT (WHERE INDEPENDENTLY CERTIFIED TIMBER STOCKS ARE NOT AVAILABLE, TIMBER AND WOOD PRODUCTS MAY BE SOURCED FROM SUPPLIERS THAT HAVE ADOPTED A FORMAL ENVIRONMENTAL PURCHASING POLICY, AND CAN PROVIDE CREDIBLE EVIDENCE OF A COMMITMENT TO THAT POLICY).

THIS DRAWING IS TO BE READ IN CONJUNCTION WITH ALL RELEVANT ARCHITECTS, STRUCTURAL ENGINEERS, M&E ENGINEERS AND OTHER CONTRACT DOCUMENTS.



0m 1m 2m 3m 4m 5m

VISUAL SCALE 1:50 @ A0

Notes, legends or Key plans to be added above here

DATE	REV	BY	DESCRIPTION
27.10.23	01	PL	ISSUED FOR PLANNING

SPPARC

N°10 BAYLEY STREET
BEDFORD SQUARE
LONDON WC1B 3HB
T +44 (0) 20 7734 4100
F +44 (0) 20 7334 9930
W www.spparcstudio.com

Client
FIRMDALE HOTELS

Job Title
Z205 - Bedford Place Hotel

Drawing Title
Demolition Level 03 RCP

Drawing Number & Revision
2205-SPP-BP-03-DR-A-95-3505

Scale	Date Amended	Amended By	Revision
As indicated	27.10.23	PL	P01
Checked	Date Created	Drawn By	SUITABILITY
TM	05.10.23	PL	S2