


Notes.

© This drawing is the copyright of Richard Tant Associates.

NOTES

- This drawing is to be read in conjunction with the specification and all relevant Engineers and Architects drawings.
- Work to figured dimensions only.
- For general notes see drawing 5295 - S01.



REV	AMENDMENTS	BY	DATE	CHECKED
D	Plan updated to Architect's drawings. Assumed position of Thames Water underground trunks amended. As clouded. Pile P5 added.	AR	27.09.2022	RT
C	Plan updated to Architect's drawings. Issued for tender. RC column, gridline E12-13 - not required. Diameter of contiguous piles and walls along gridline E amended.	AR	07.09.2022	RT
B	Ground Floor plan moved to drg. 5295-S04. Drawing title amended. Plan updated to Architect's drawings.	AR	05.08.2022	RT
A	Minor amendments.	AR	30.06.2022	RT

PROJECT
**Broxwood View
 Barrie House**

TITLE
**Proposed Basement Floor
 Sheet 1/2**

ARCHITECTS
Carbogno Ceneda Architects

DRAWING No.	DATE	22.04.2022
5295-S02D	SCALE	As shown @ A1
	DRAWN	AR
	CHECKED	RT
	REVIEWED	-

Pile No.	Safe Working Load (kN)
P1	250
P2	250
P3	250
P4	250
P5	100

Piled wall to be designed for a surcharge imposed load of 10 kN/m² + fire appliance load (refer to plan) + 270 kN/m² under existing pad foundations + vertical load D.L. = 60 kN/m (450 kN/m between gridline 5 and 12 for 600Ø piles) + 20 kN/m tensile load + L.L. = 10 kN/m (50 kN/m between gridline 5 and 12 for 600Ø piles) + retained soil loads. All loads are characteristic safe working loads.

§ 600mm diameter piles, sleeved to a depth of 5m and installed in a hit and miss approach, noting piles installed first hit should be allowed to cure for a minimum of 24 hours to achieve strength before the remaining piles are constructed. Piles centres to be 700mm c/c in accordance with geotechnical consultants requirements. Piling specialist to confirm this can be achieved.

From trial hole info.
 ⊕ Piles to be fully designed by specialist. Depth of piles to be confirmed by piling designer.

X : Suggested Sequence of Underpinning & Pouring R.C. Walls (1,2,3,4,5,6). Refer to Suggested Sequence of Underpinning, drg. 5295-S01.

■ R.C. retaining wall with water resistant additive. For wall thickness refer to plan.
 ■ 350thk. mass concrete underpin or thickness of wall above, whichever is greater (constructed in a hit & miss sequence).

Contiguous piles locations shown indicatively. Pile locations and loads to be determined in detailed design. Layout may change.

For piling note - refer to drg. 5295-S01.

DO NOT CONSTRUCT FROM THIS DRAWING T.B.C. AFTER C.L.T. LOADS CONFIRMED

**Tender Issue
 (for QS purposes only)**

Proposed Partly Basement
 Scale 1:50

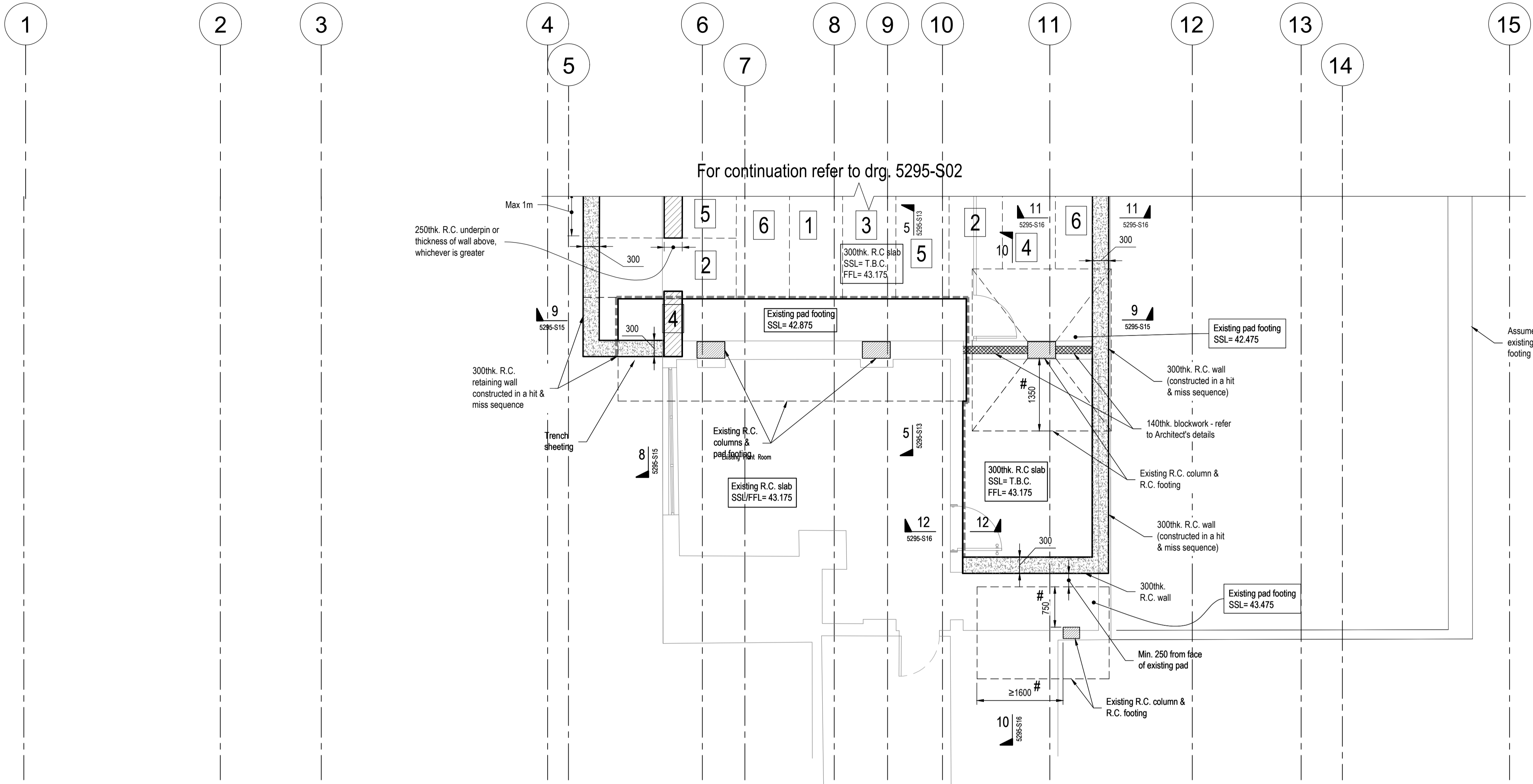



Notes.

© This drawing is the copyright of Richard Tant Associates.

NOTES

1. This drawing is to be read in conjunction with the specification and all relevant Engineers and Architects drawings.
2. Work to figured dimensions only.
3. For general notes see drawing 5295 - S01.



- : R.C. retaining wall with water resistant additive. For wall thickness refer to plan.
- : R.C. underpin. For wall thickness refer to plan.
- #: From trial hole info.
- : Vertical slip joint - 2 layers of polythene per joint.
- X : Suggested Sequence of Underpinning & Pouring R.C. Walls (1,2,3,4,5,6). Refer to Suggested Sequence of Underpinning, drg. 5295-S01.

Proposed Partly Basement
Scale 1 : 50

DO NOT CONSTRUCT FROM THIS DRAWING T.B.C. AFTER C.L.T. LOADS CONFIRMED

Tender Issue (for QS purposes only)

REV	AMENDMENTS	BY	DATE	CHECKED
A	Plan updated to Architect's drawings. Issued for tender.	AR	07.09.2022	RT

PROJECT
Broxwood View
Barrie House

TITLE
Proposed Basement Floor
Sheet 2/2

ARCHITECTS
Carbogno Ceneda Architects

DRAWING No.	DATE
5295-S03A	03.08.2022
SCALE	As shown @ A1
DRAWN	AR
CHECKED	RT
REVIEWED	-

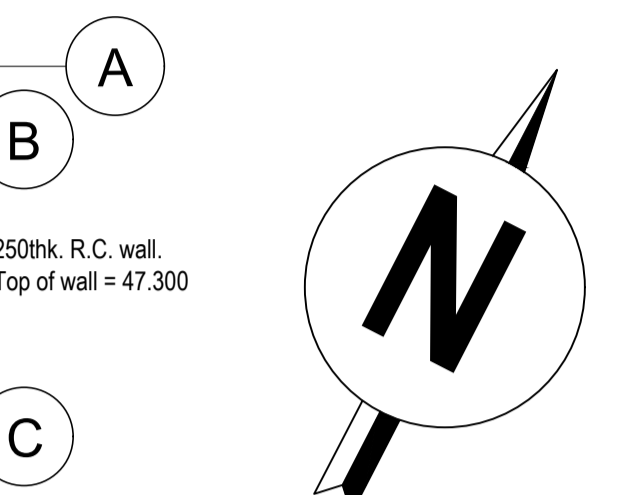
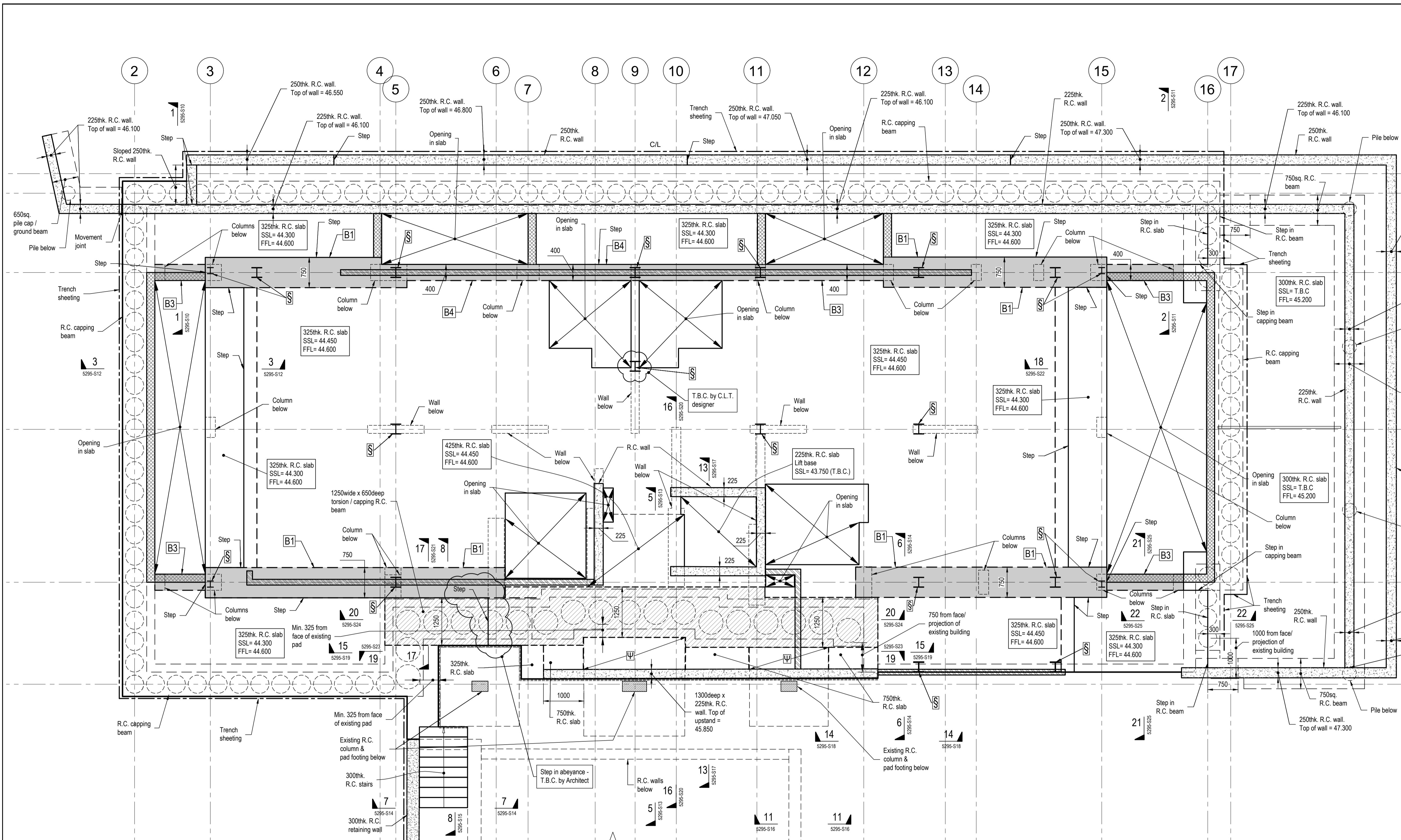
Richard Tant Associates
Consulting Civil & Structural Engineers
54 LESON STREET LONDON W8F 3DF
TEL: 020 7729 1800 FAX: 020 7724 8885
info@rtaassociates.com

Notes.

© This drawing is the copyright of Richard Tant Associates.

NOTES

- This drawing is to be read in conjunction with the specification and all relevant Engineers and Architects drawings.
- Work to figured dimensions only.
- For general notes see drawing 5295-S01.



REV	AMENDMENTS	BY	DATE	CHECKED
B	Plan updated to Architect's drawings. External R.C. walls amended / added. R.C. upstand added.	AR	27.09.2022	RT
A	Plan updated to Architect's drawings. Issued for tender. Beams B5 & 6 not required - gridline 5-7 / C.D.	AR	07.09.2022	RT

PROJECT
**Broxwood View
Barrie House**

TITLE
**Proposed Ground Floor
Sheet 1/2**

ARCHITECTS
Carbogno Ceneda Architects

DRAWING No.	DATE	SCALE	DRAWN	CHECKED	REVIEWED
5295-S04B	03.08.2022	As shown @ A1	AR	RT	-

**DO NOT CONSTRUCT FROM
THIS DRAWING T.B.C. AFTER
C.L.T. LOADS CONFIRMED**

**Tender Issue
(for QS purposes only)**



For continuation refer to drg. 5295-S05

- Vertical slip joint - 2 layers of polythene per joint.
- ▬ R.C. beams - refer to Beams Schedule.
- ▬ R.C. wall - refer to plan for wall thickness.
- ▬ 254UC steel column - refer to B&K Structures drawing, drg. number 01812-S-SK-1010.
- ▬ 150 thk. R.C. slab - refer to Section 5-5, drg. 5295-S13.
- ▬ 200thk. R.C. upstand.
- ▬ 140thk. R.C. upstand.

C.L.T. panel load bearing elements - T.B.C.
C.L.T. panel load - T.B.C.

Beams Schedule		
Beam No.	Depth (mm)	Width (mm)
B1	750	750
B2	750	400
B3	750	400
B4	750	400

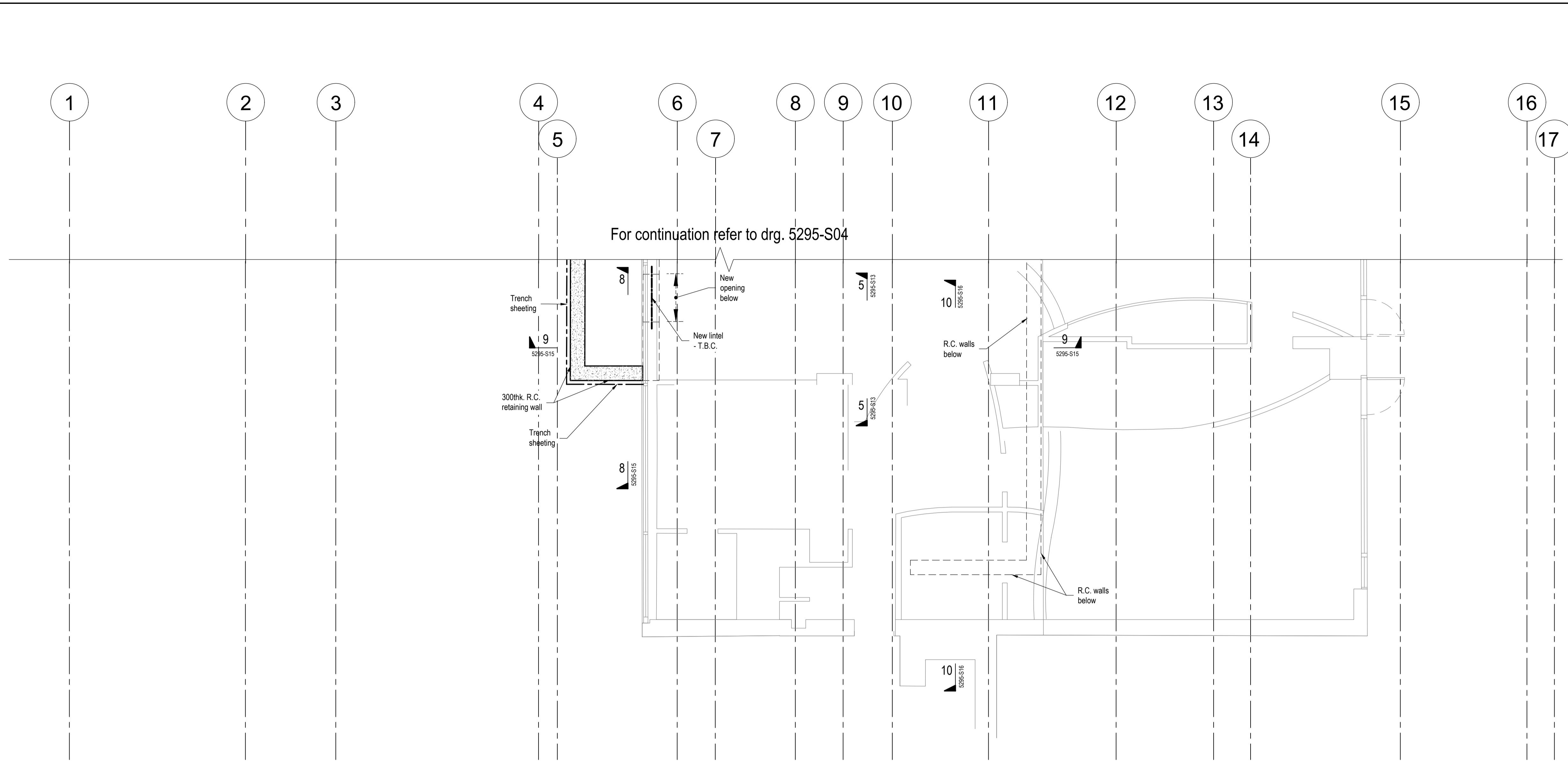
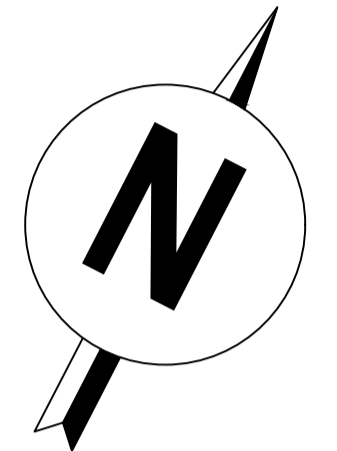
Proposed Party Ground Floor
Scale 1 : 50

Notes.

© This drawing is the copyright of Richard Tant Associates.

NOTES

1. This drawing is to be read in conjunction with the specification and all relevant Engineers and Architects drawings.
2. Work to figured dimensions only.
3. For general notes see drawing 5295 - S01.



: R.C. wall - refer to plan for wall thickness.

Proposed Partly Ground Floor
Scale 1 : 50

REV	AMENDMENTS	BY	DATE	CHECKED
A	Plan updated to Architect's drawings. Issued for tender.	AR	07.09.2022	RT

PROJECT
**Broxwood View
Barrie House**

TITLE
**Proposed Ground Floor
Sheet 2/2**

ARCHITECTS
Carbogno Ceneda Architects

DRAWING No.	DATE
5295-S05A	03.08.2022
SCALE	As shown @ A1
DRAWN	AR
CHECKED	RT
REVIEWED	-

**DO NOT CONSTRUCT FROM
THIS DRAWING T.B.C. AFTER
C.L.T. LOADS CONFIRMED**

**Tender Issue
(for QS purposes only)**



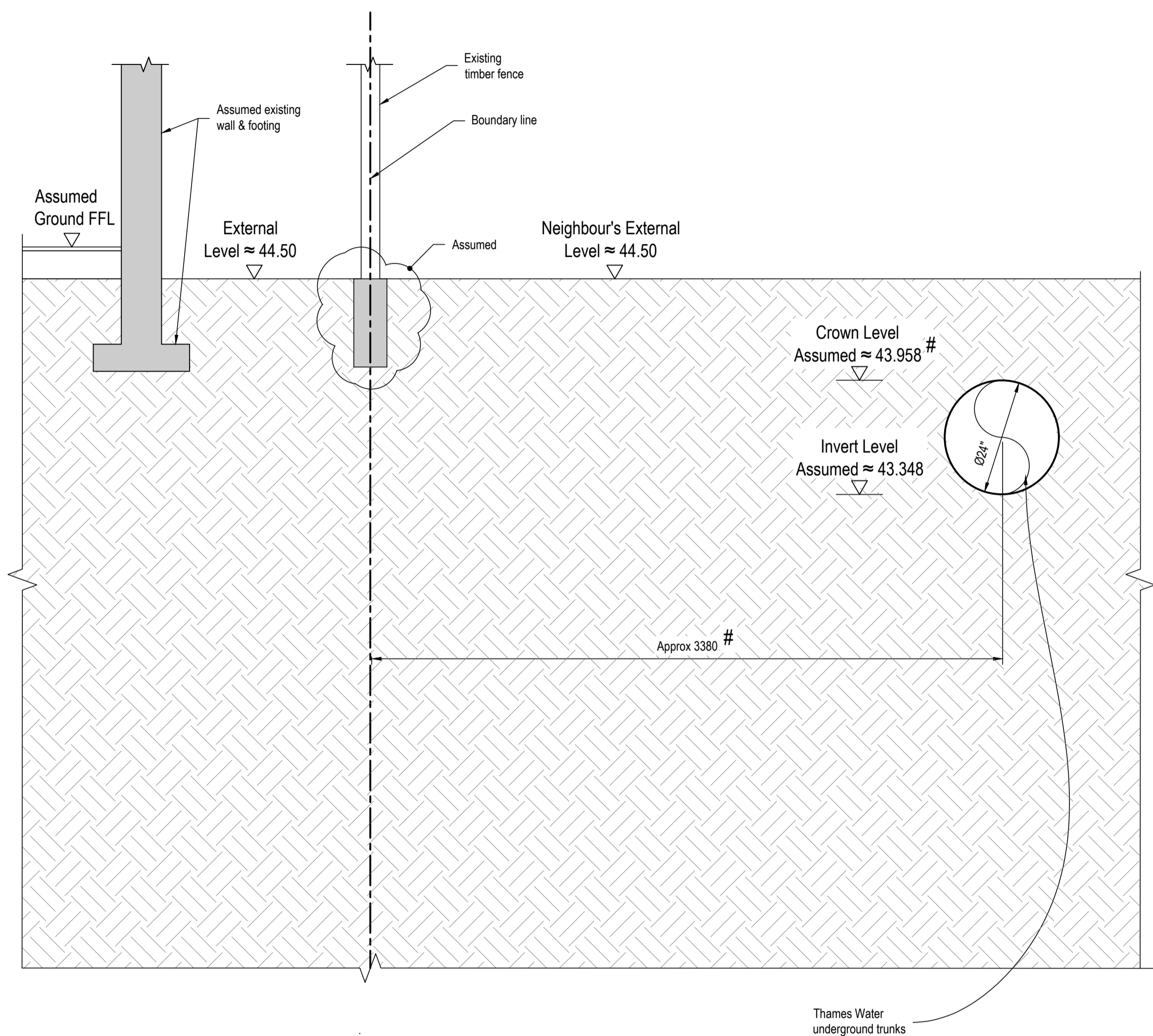
Richard Tant Associates
Consulting Civil & Structural Engineers
54 LESON STREET LONDON NW1 3DF
TEL: 020 7726 1800 FAX: 020 7724 8885
info@rtaassociates.com

Notes.

© This drawing is the copyright of Richard Tant Associates.

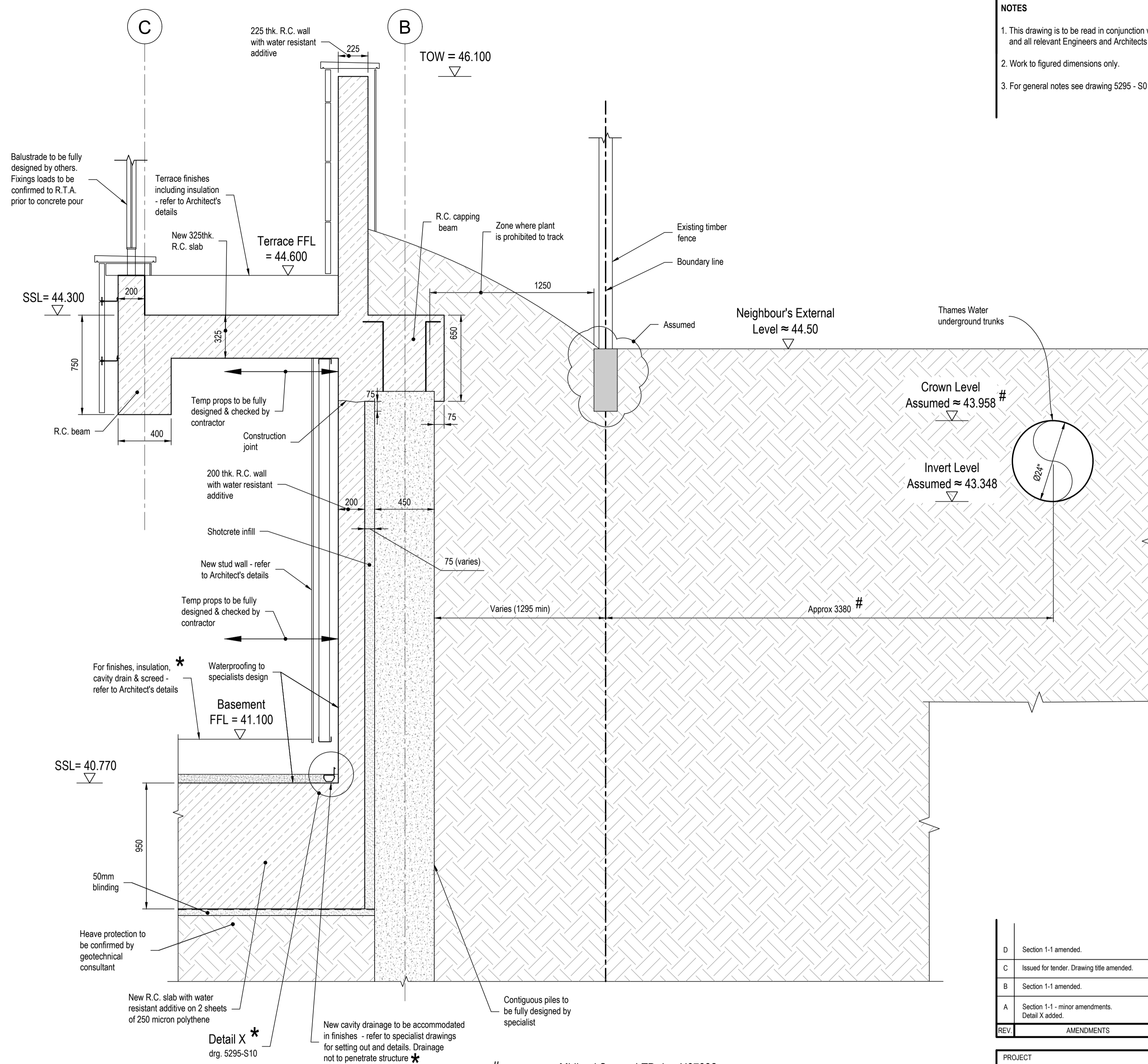
NOTES

1. This drawing is to be read in conjunction with the specification and all relevant Engineers and Architects drawings.
2. Work to figured dimensions only.
3. For general notes see drawing 5295 - S01.



:Taken from Midland Survey LTD drg. U07932.

Existing Section 1-1
Scale 1 : 20



:Taken from Midland Survey LTD drg. U07932.

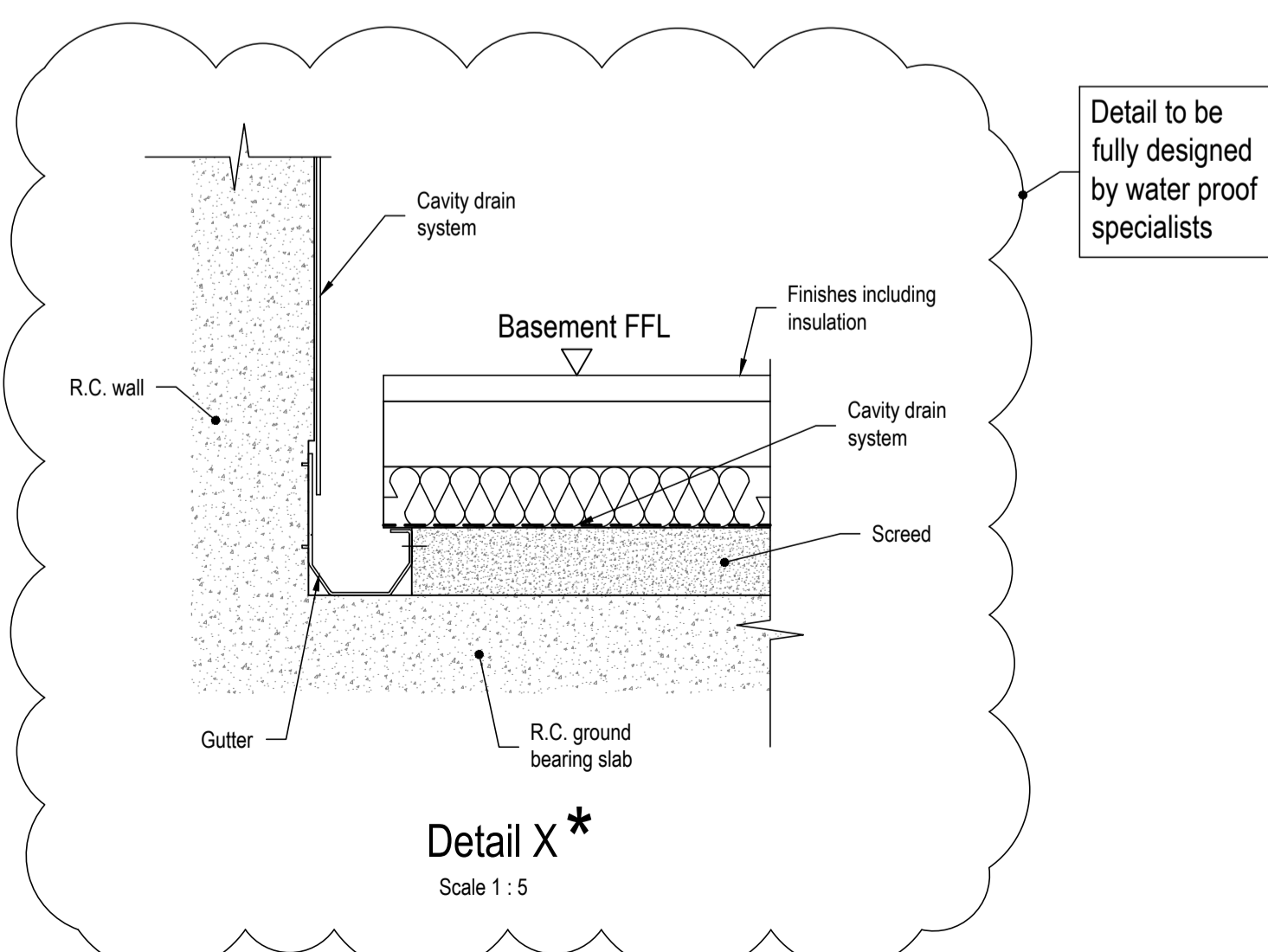
Proposed Section 1-1
Scale 1 : 20

Heave protection to be confirmed by geotechnical consultant.

* : Details to be fully designed by water proofing specialist & refer to details proposed by water proofing specialist. No liability for water proofing is taken by R.T.A.

DO NOT CONSTRUCT FROM THIS DRAWING T.B.C. AFTER C.L.T. LOADS CONFIRMED

Tender Issue
(for QS purposes only)



REV	AMENDMENTS	BY	DATE	CHECKED
D	Section 1-1 amended.	AR	27.09.2022	RT
C	Issued for tender. Drawing title amended.	AR	07.09.2022	RT
B	Section 1-1 amended.	AR	05.08.2022	RT
A	Section 1-1 - minor amendments. Detail X added.	AR	16.06.2022	RT

PROJECT
**Broxwood View
Barrie House**

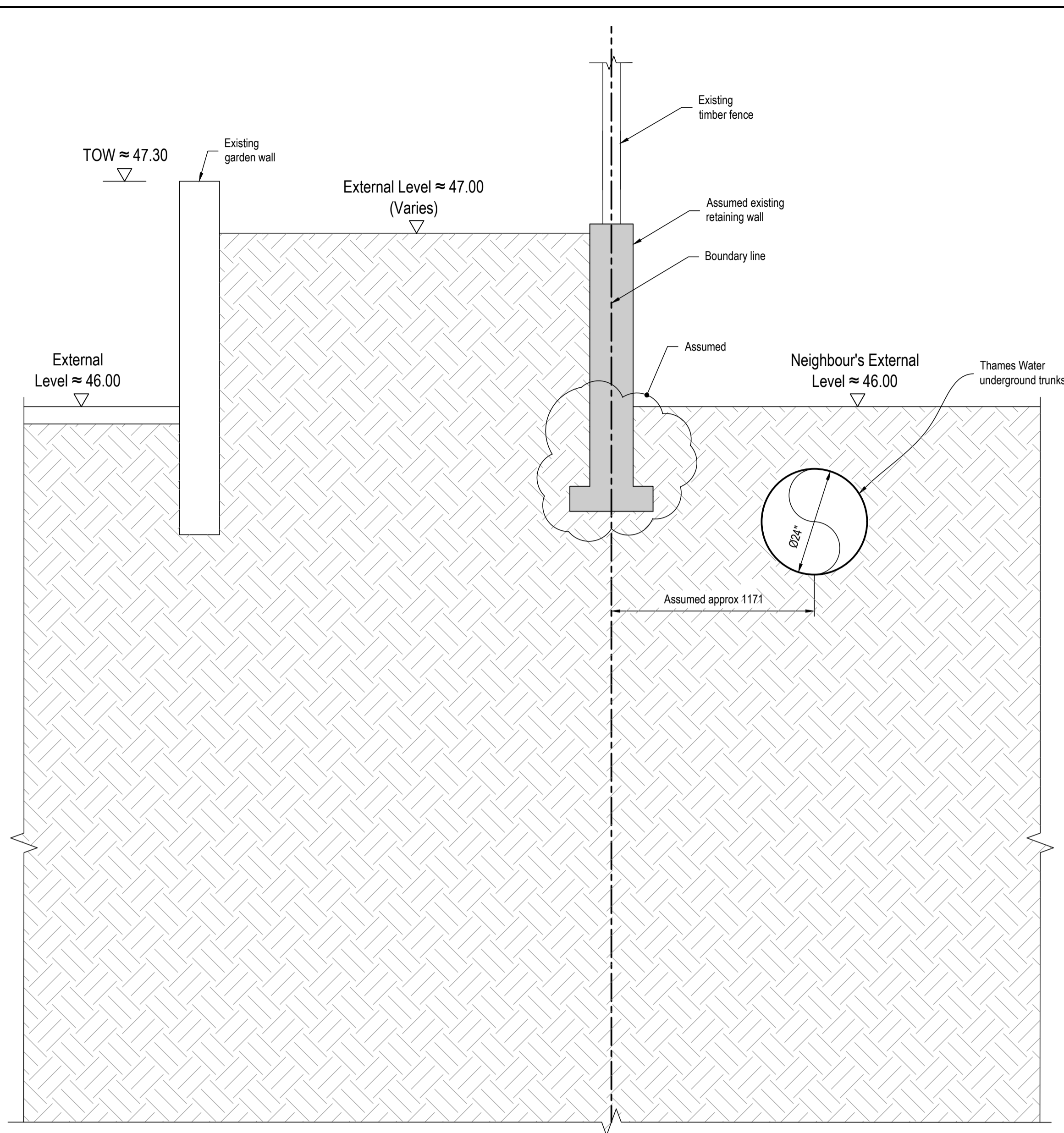
TITLE
Section 1-1

ARCHITECTS
Carbogno Ceneda Architects

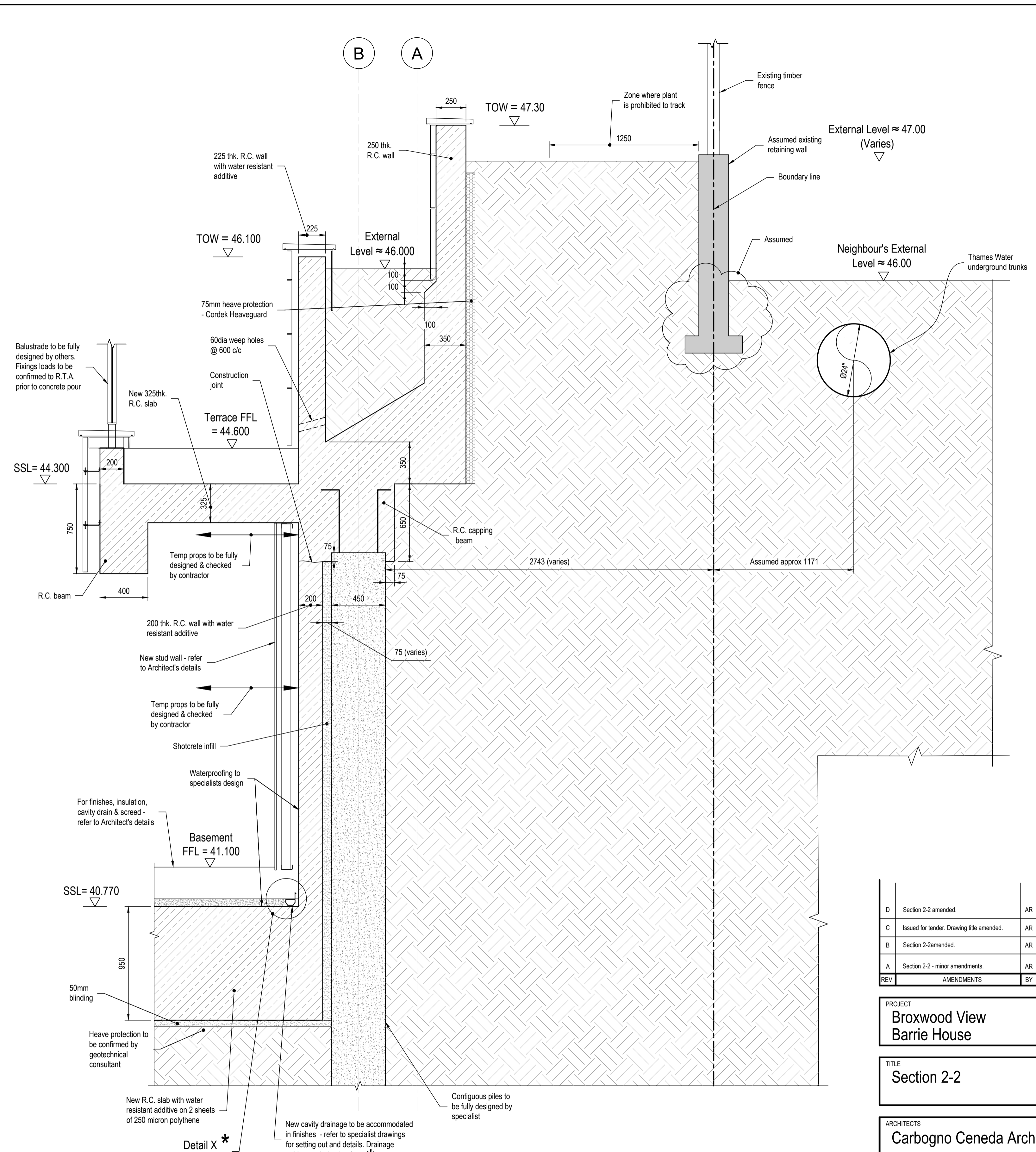
DRAWING No.	DATE
5295-S10D	22.04.2022
CHECKED	SCALE
RT	As shown @ A1
REVIEWED	DRAWN
-	AR

Richard Tant Associates
Consulting Civil & Structural Engineers

54 LESON STREET LONDON W8 5DF
TEL: 020 7726 1000 FAX: 020 7724 8885
info@rtaassociates.com



Existing Section 2-2
Scale 1 : 20



Proposed Section 2-2
Scale 1 : 20

* : Details to be fully designed by water proofing specialist & refer to details proposed by water proofing specialist. No liability for water proofing is taken by R.T.A.

Heave protection to be confirmed by geotechnical consultant.

Notes.
© This drawing is the copyright of Richard Tant Associates.
NOTES
1. This drawing is to be read in conjunction with the specification and all relevant Engineers and Architects drawings.
2. Work to figured dimensions only.
3. For general notes see drawing 5295 - S01.

DO NOT CONSTRUCT FROM THIS DRAWING T.B.C. AFTER C.L.T. LOADS CONFIRMED

Tender Issue (for QS purposes only)

D	Section 2-2 amended.	AR	27.09.2022	RT
C	Issued for tender. Drawing title amended.	AR	07.09.2022	RT
B	Section 2-2 amended.	AR	05.08.2022	RT
A	Section 2-2 - minor amendments.	AR	16.06.2022	RT
REV	AMENDMENTS	BY	DATE	CHECKED

PROJECT
**Broxwood View
Barrie House**

TITLE
Section 2-2

ARCHITECTS
Carbogno Ceneda Architects

DRAWING No.	DATE	22.04.2022
5295-S11D	SCALE	As shown @ A1
	DRAWN	AR
	CHECKED	RT
	REVIEWED	-

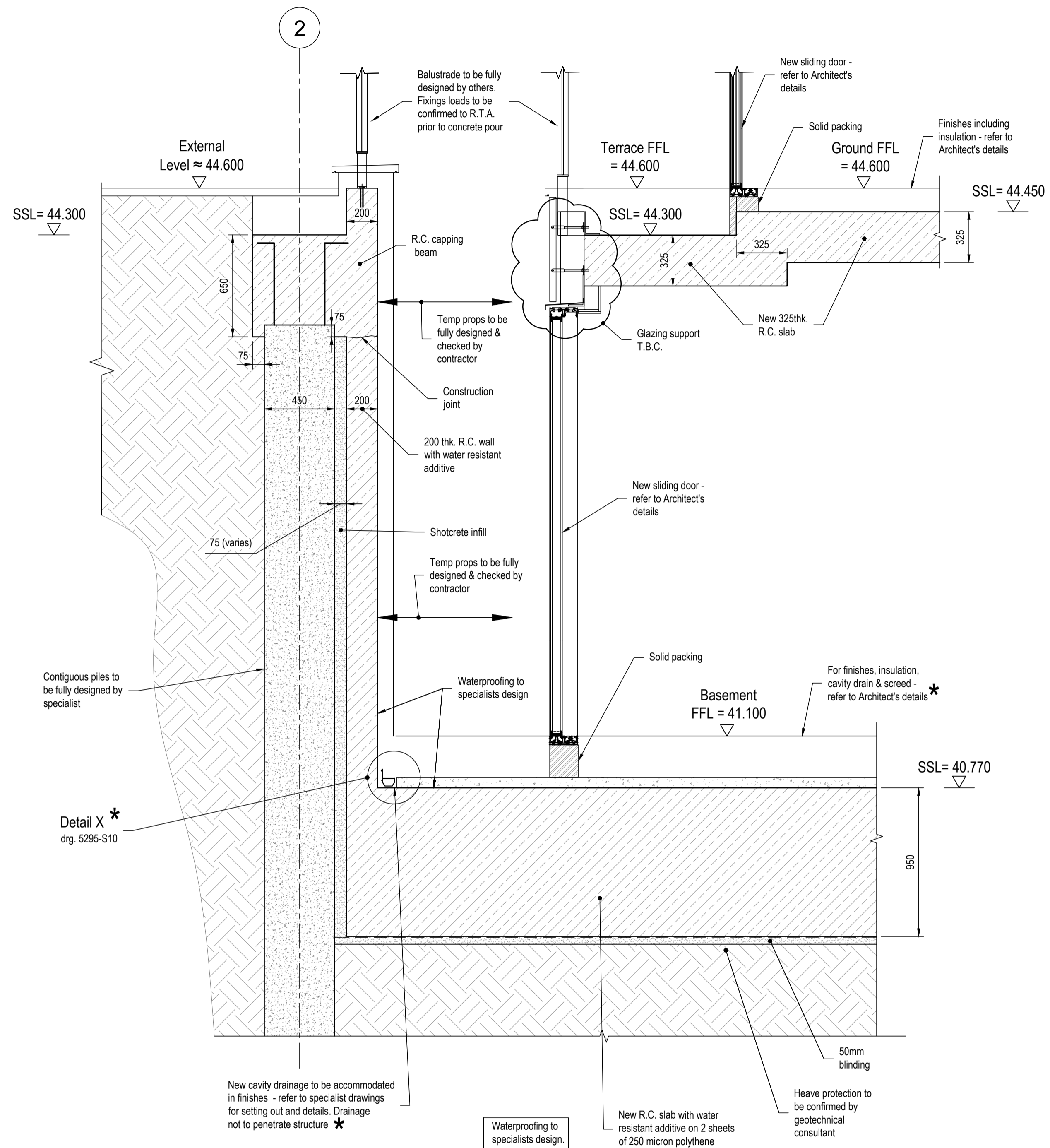
Richard Tant Associates
Consulting Civil & Structural Engineers
54 LESON STREET LONDON W8F 1DF
TEL: 020 7729 1800 FAX: 020 7724 8885
info@rtaassociates.com

Notes.

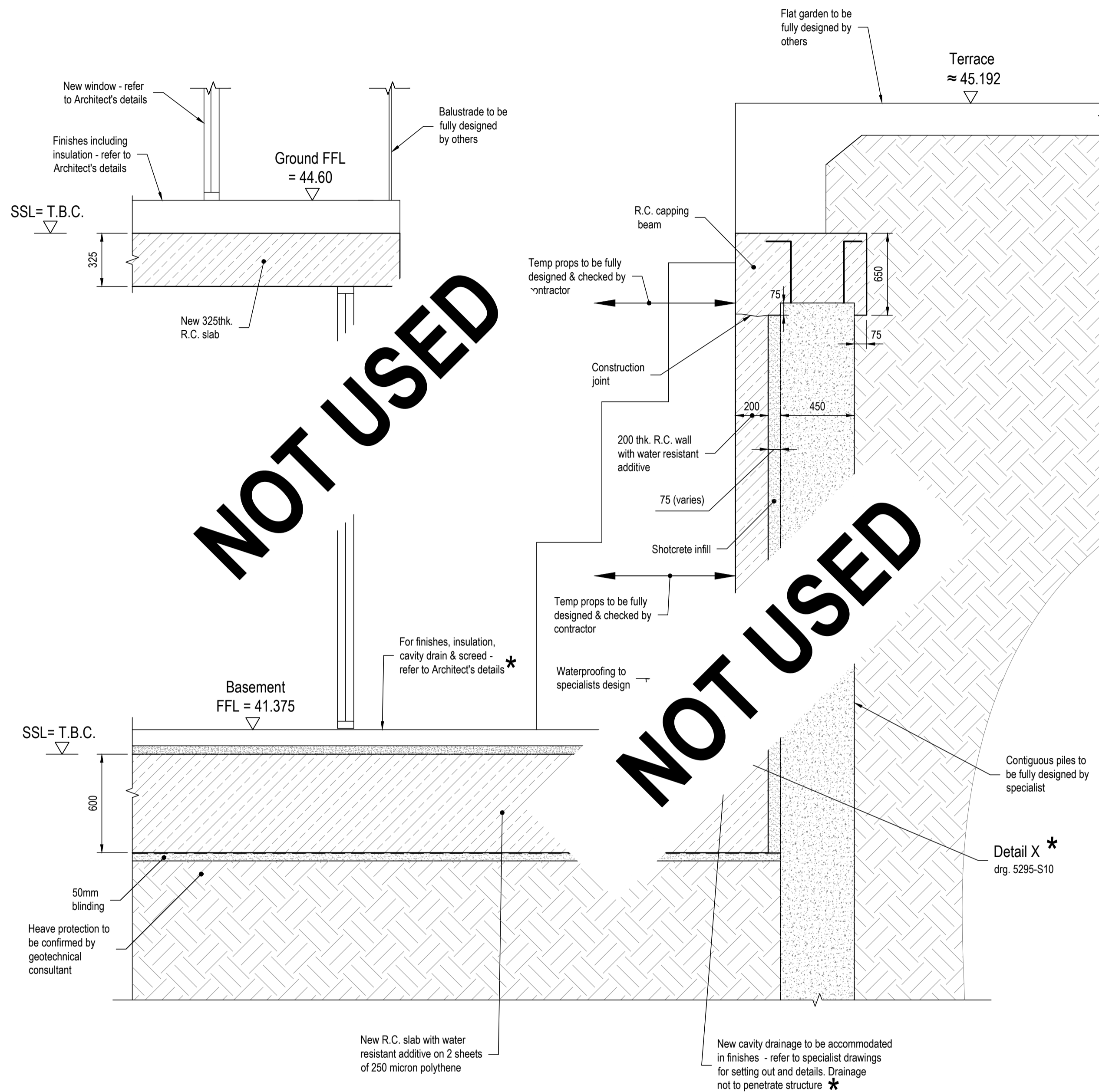
© This drawing is the copyright of Richard Tant Associates.

NOTES

1. This drawing is to be read in conjunction with the specification and all relevant Engineers and Architects drawings.
2. Work to figured dimensions only.
3. For general notes see drawing 5295 - S01.



Section 3-3
Scale 1 : 20



Section 4-4
Scale 1 : 20

NOT USED

NOT USED

Heave protection to be confirmed by geotechnical consultant.

* : Details to be fully designed by water proofing specialist & refer to details proposed by water proofing specialist. No liability for water proofing is taken by R.T.A.

DO NOT CONSTRUCT FROM THIS DRAWING T.B.C. AFTER C.L.T. LOADS CONFIRMED

Tender Issue (for QS purposes only)

REV	AMENDMENTS	BY	DATE	CHECKED
C	Section 3-3 - R.C. upstand added.	AR	27.09.2022	RT
B	Issued for tender. Drawing title amended.	AR	07.09.2022	RT
A	Section 3-3 amended. Section 4-4 not used.	AR	05.08.2022	RT

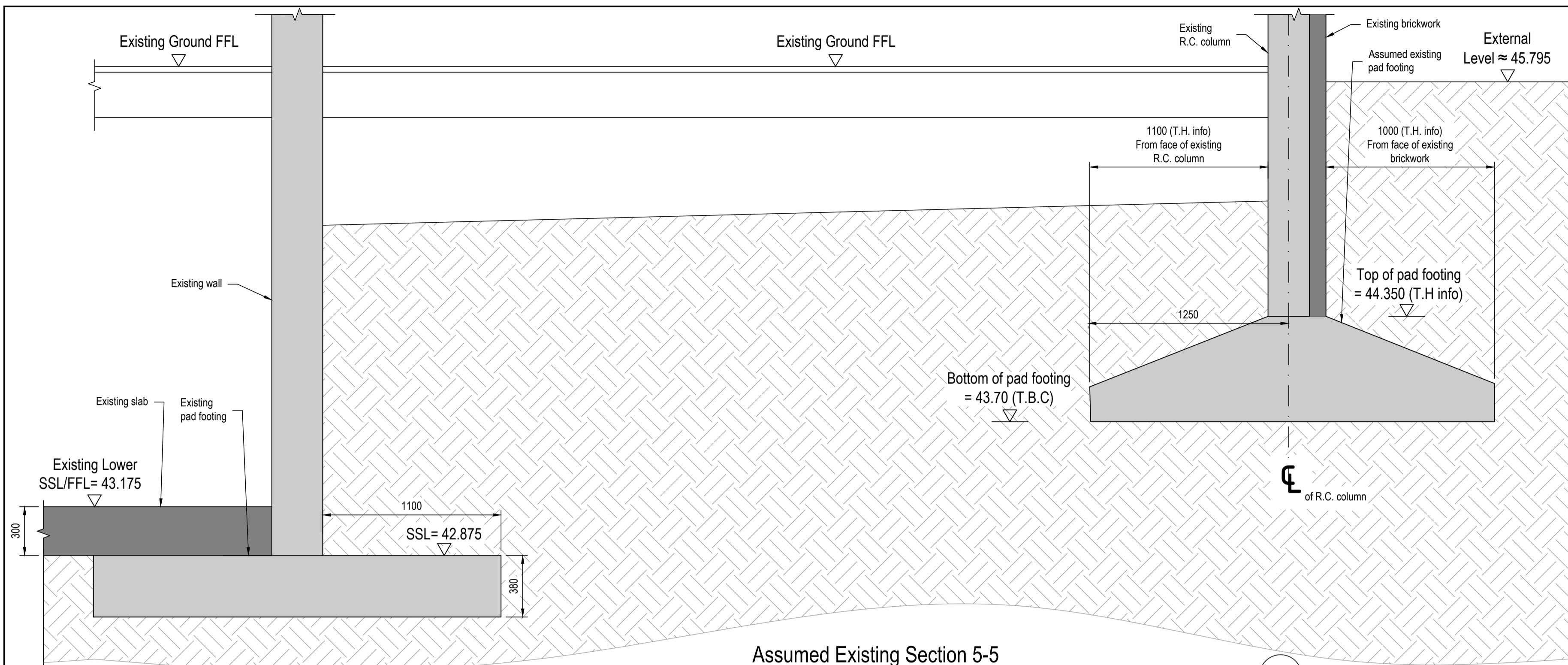
PROJECT
**Broxwood View
Barrie House**

TITLE
Sections 3-3 & 4-4

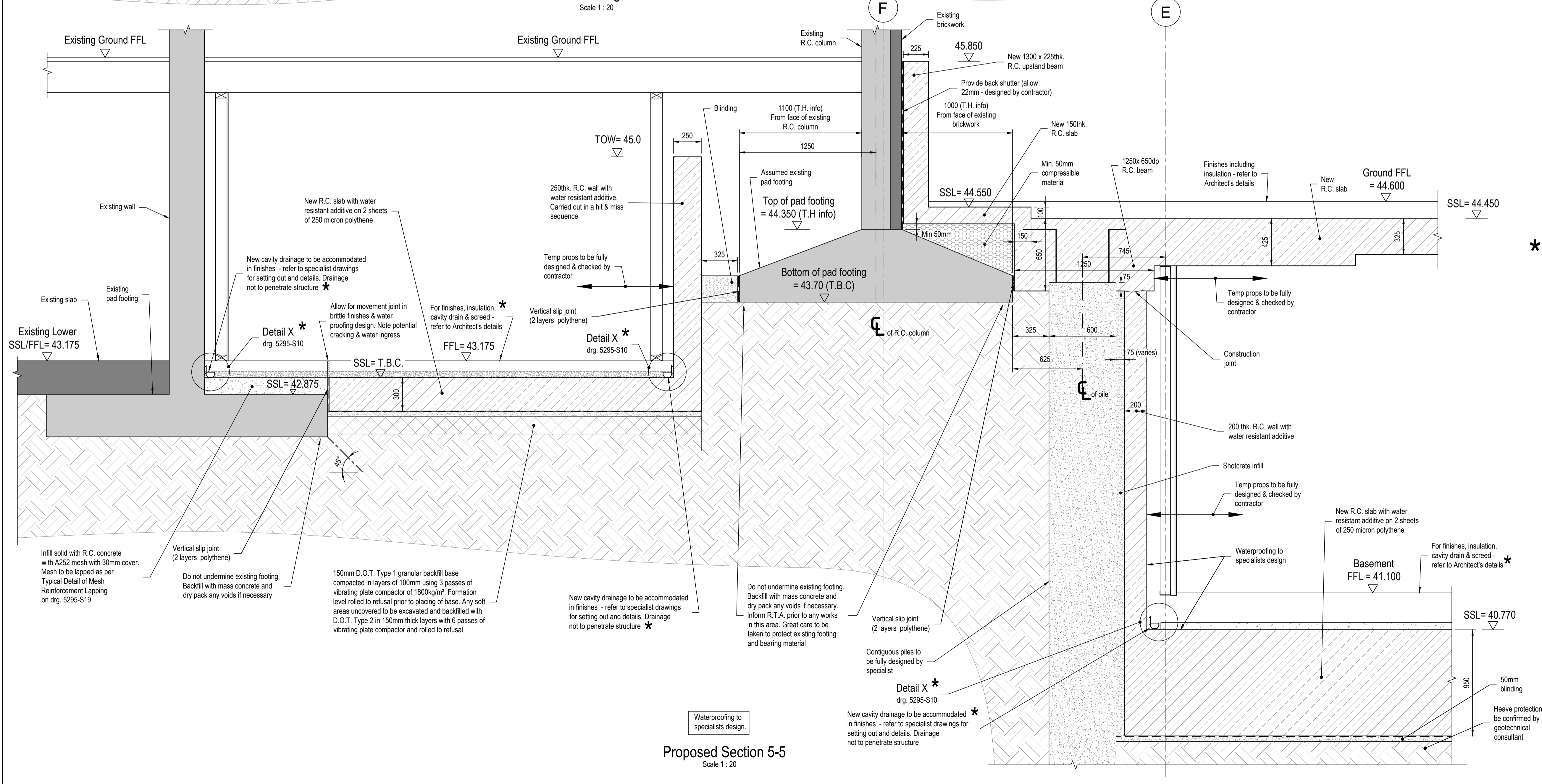
ARCHITECTS
Carbogno Ceneda Architects

DRAWING No.	DATE
5295-S12C	16.06.2022
DRAWN	SCALE
CHECKED	As shown @ A1
REVIEWED	AR
	RT
	-

Richard Tant Associates
Consulting Civil & Structural Engineers
54 LESON STREET LONDON NW1 3DF
TEL: 020 7726 1000 FAX: 020 7724 8885
info@rtaassociates.com



Assumed Existing Section 5-5
Scale 1 : 20



Proposed Section 5-5
Scale 1 : 20

Tender Issue
(for QS purposes only)

DO NOT CONSTRUCT FROM
THIS DRAWING T.B.C. AFTER
C.L.T. LOADS CONFIRMED

- Notes.**
- © This drawing is the copyright of Richard Tant Associates.
- NOTES**
1. This drawing is to be read in conjunction with the specification and all relevant Engineers and Architects drawings.
 2. Work to figured dimensions only.
 3. For general notes see drawing 5295 - S01.

Heave protection to be confirmed
by geotechnical consultant.

* : Details to be fully designed by water
proofing specialist & refer to details
proposed by water proofing specialist.
No liability for water proofing is taken
by R.T.A.

REV	AMENDMENTS	BY	DATE	CHECKED
D	Section 5-5 - minor amendments.	AR	27.09.2022	RT
C	Issued for tender. Drawing title amended. Section 5-5 amended.	AR	07.09.2022	RT
B	Section 5-5 amended.	AR	05.08.2022	RT
A	Section 5-5 amended.	AR	30.06.2022	RT

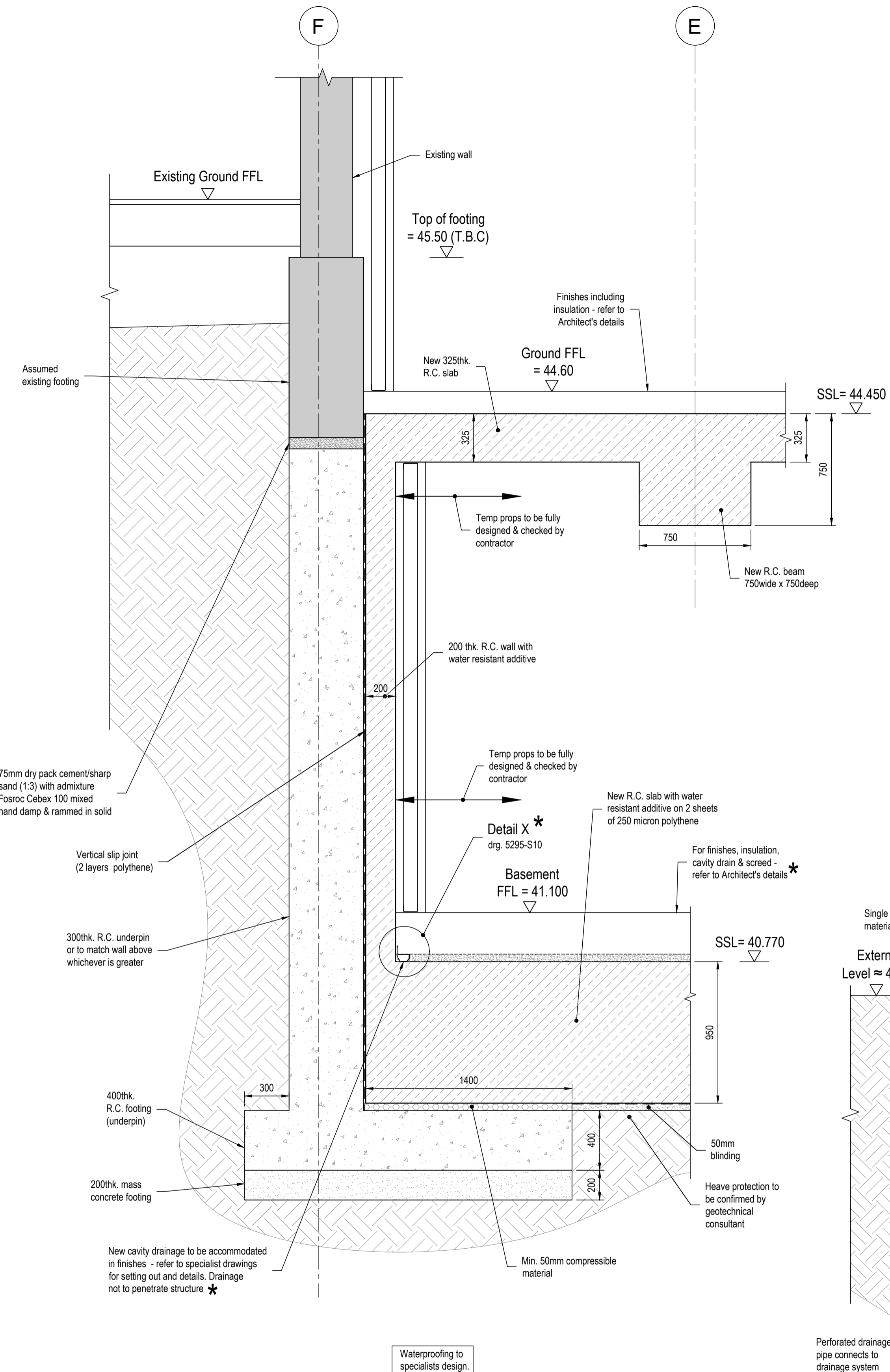
PROJECT
**Broxwood View
Barrie House**

TITLE
Section 5-5

ARCHITECTS
Carbogno Ceneda Architects

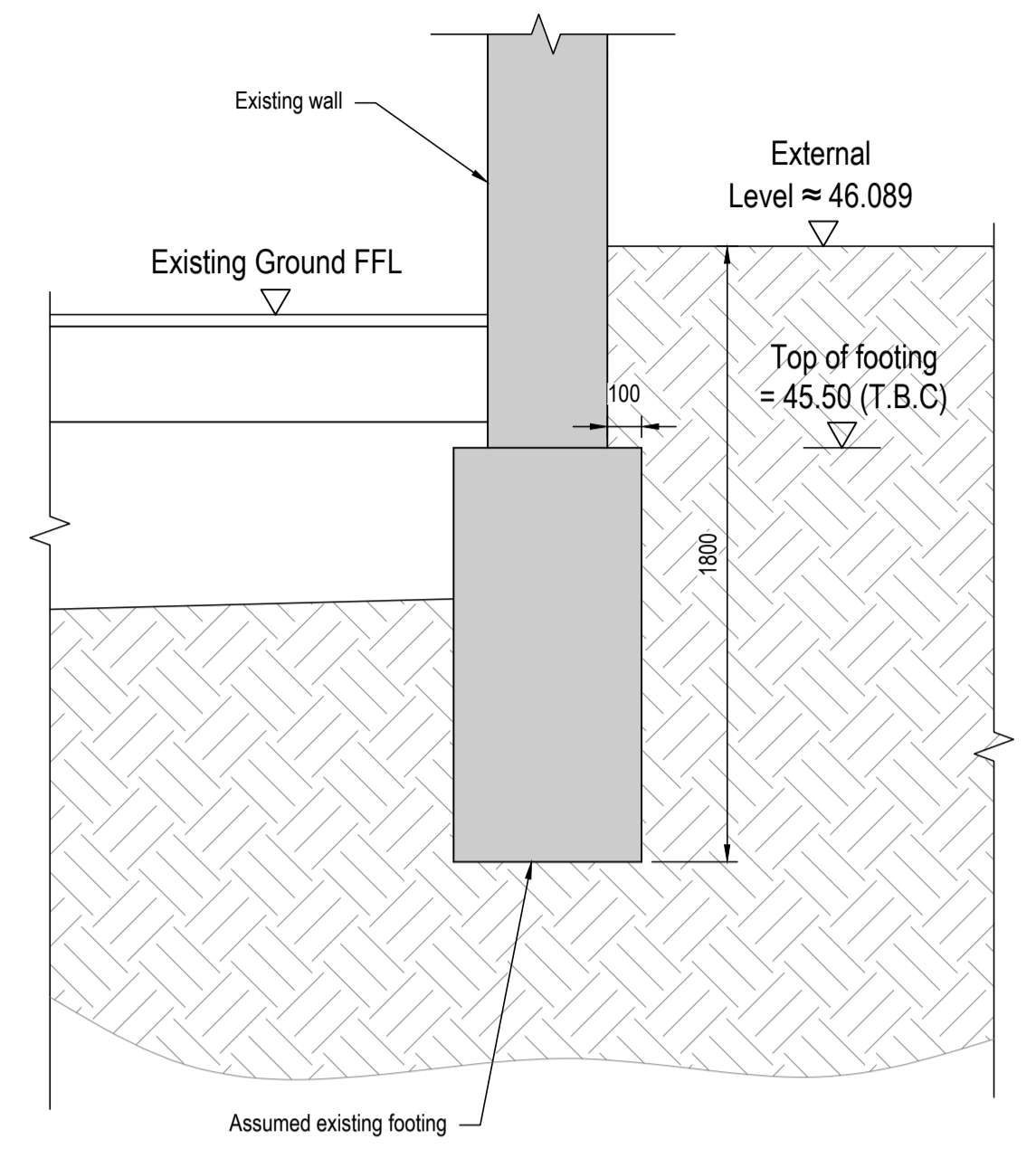
DRAWING No.	DATE	16.06.2022
5295-S13D	SCALE	As shown @ A1
	DRAWN	AR
	CHECKED	RT
	REVIEWED	-

TANT Richard Tant Associates
Consulting Civil & Structural Engineers
54 LESON STREET LONDON NW1 3DF
TEL: 020 7726 1000 FAX: 020 7724 8885
info@rtaassociates.com

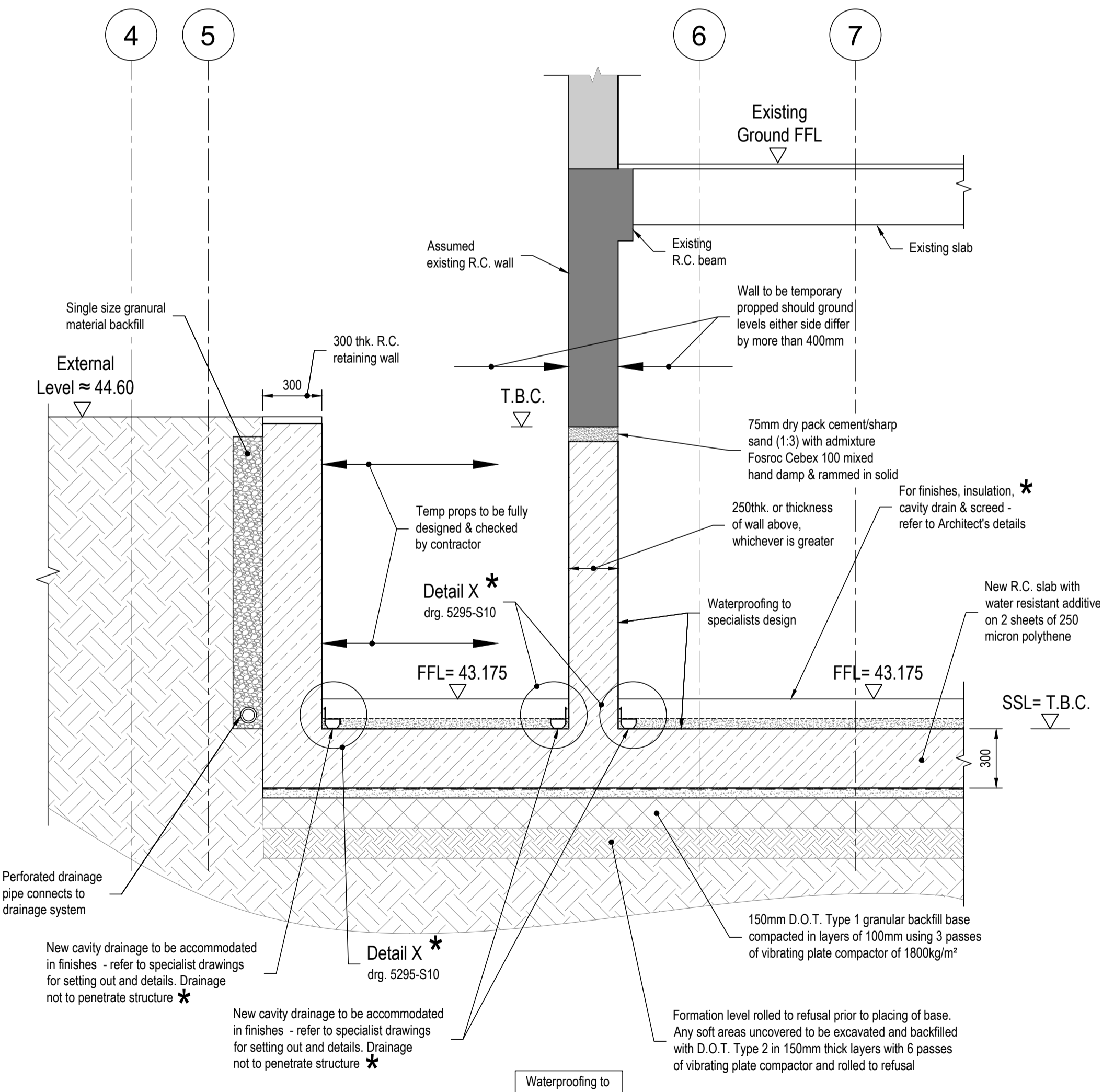


Proposed Section 6-6
Scale 1 : 20

DO NOT CONSTRUCT FROM THIS DRAWING T.B.C. AFTER C.L.T. LOADS CONFIRMED

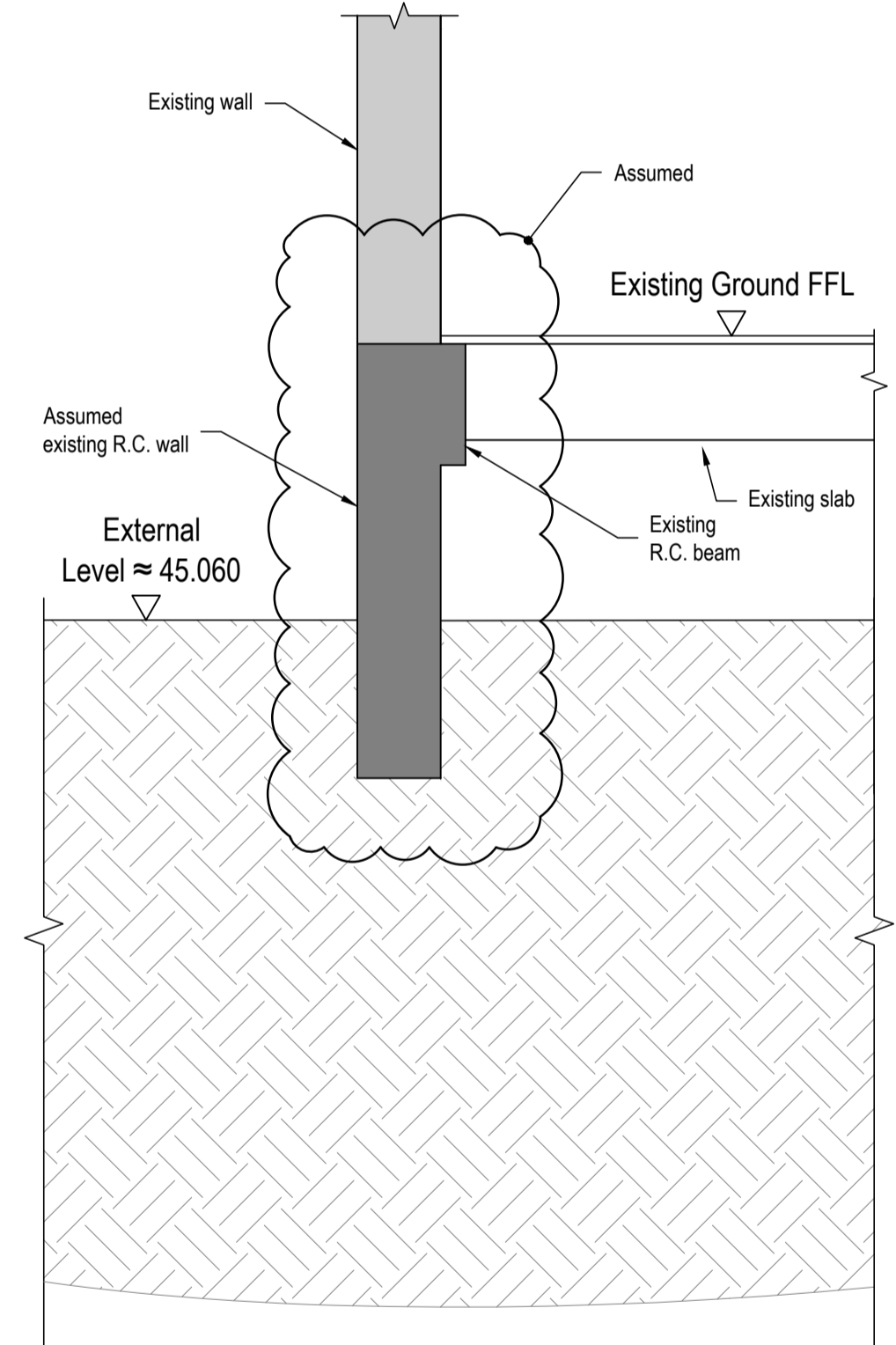


Existing Section 6-6
Scale 1 : 20



Proposed Section 7-7
Scale 1 : 20

Heave protection to be confirmed by geotechnical consultant.



Assumed Existing Section 7-7
Scale 1 : 20

* : Details to be fully designed by water proofing specialist & refer to details proposed by water proofing specialist. No liability for water proofing is taken by R.T.A.

Tender Issue
(for QS purposes only)

Notes.
© This drawing is the copyright of Richard Tant Associates.
NOTES
1. This drawing is to be read in conjunction with the specification and all relevant Engineers and Architects drawings.
2. Work to figured dimensions only.
3. For general notes see drawing 5295 - S01.

REV	AMENDMENTS	BY	DATE	CHECKED
D	Section 6-6 - mass concrete footing added.	AR	27.09.2022	RT
C	Issued for tender. Drawing title amended. Section 6-6 amended.	AR	07.09.2022	RT
B	Section 6-6 amended.	AR	5.08.2022	RT
A	Section 6-6 amended.	AR	30.06.2022	RT

PROJECT
Broxwood View
Barrie House

TITLE
Sections 6-6 & 7-7

ARCHITECTS
Carbogno Ceneda Architects

DRAWING No.	DATE
5295-S14D	16.06.2022
	SCALE As shown @ A1
	DRAWN AR
	CHECKED RT
	REVIEWED -

Richard Tant Associates
Consulting Civil & Structural Engineers
54 LESON STREET LONDON NW1 3DF
TEL: 020 7726 1800 FAX: 020 7724 8885
info@rtaassociates.com

Notes.

© This drawing is the copyright of Richard Tant Associates.

NOTES

1. This drawing is to be read in conjunction with the specification and all relevant Engineers and Architects drawings.
2. Work to figured dimensions only.
3. For general notes see drawing 5295 - S01.

Tender Issue
(for QS purposes only)

* : Details to be fully designed by water proofing specialist & refer to details proposed by water proofing specialist. No liability for water proofing is taken by R.T.A.

Heave protection to be confirmed by geotechnical consultant.

DO NOT CONSTRUCT FROM THIS DRAWING T.B.C. AFTER C.L.T. LOADS CONFIRMED

C	Issued for tender. Drawing title amended. Section 8-8 amended.	AR	07.09.2022	RT
B	Section 8-8 amended.	AR	05.08.2022	RT
A	Sections 8-8 & 9-9 amended.	AR	30.06.2022	RT
REV	AMENDMENTS	BY	DATE	CHECKED

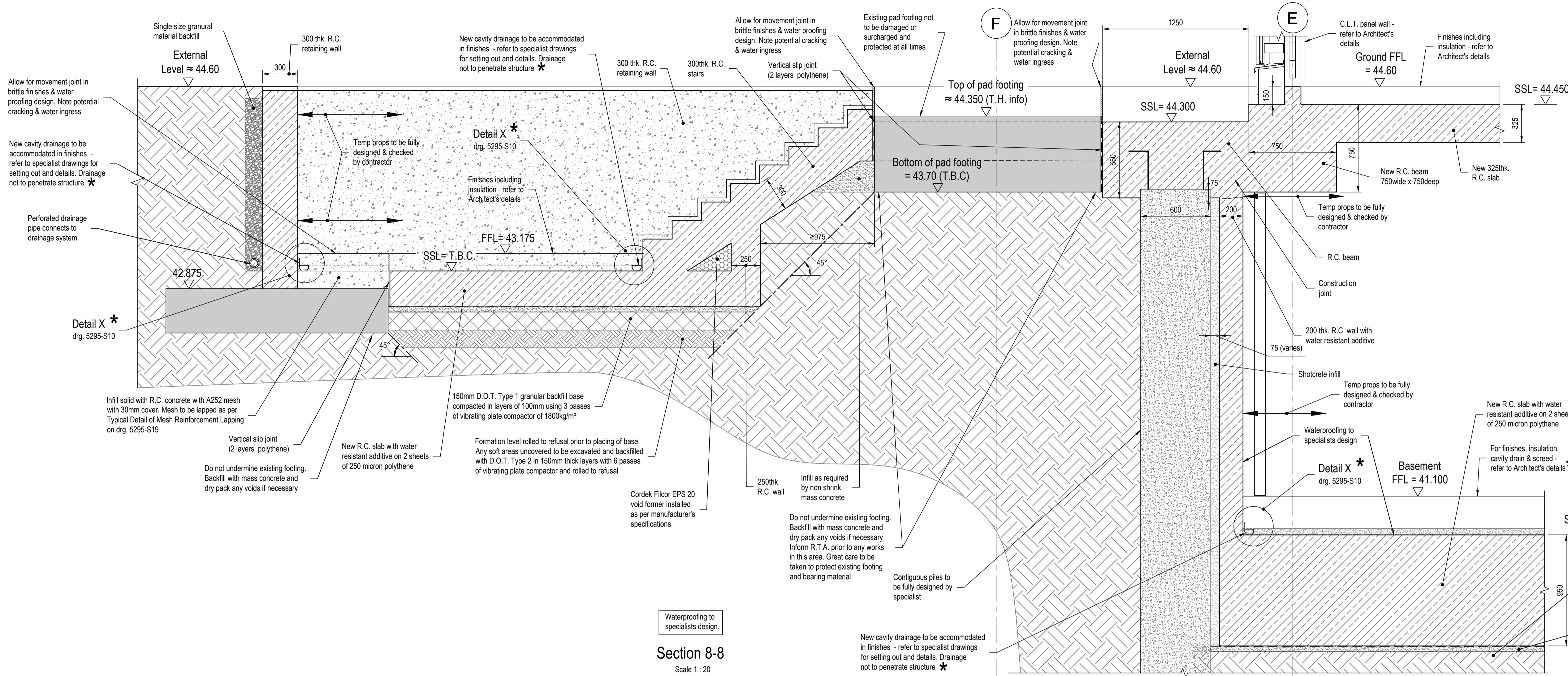
PROJECT
**Broxwood View
Barrie House**

TITLE
Sections 8-8 & 9-9

ARCHITECTS
Carbogno Ceneda Architects

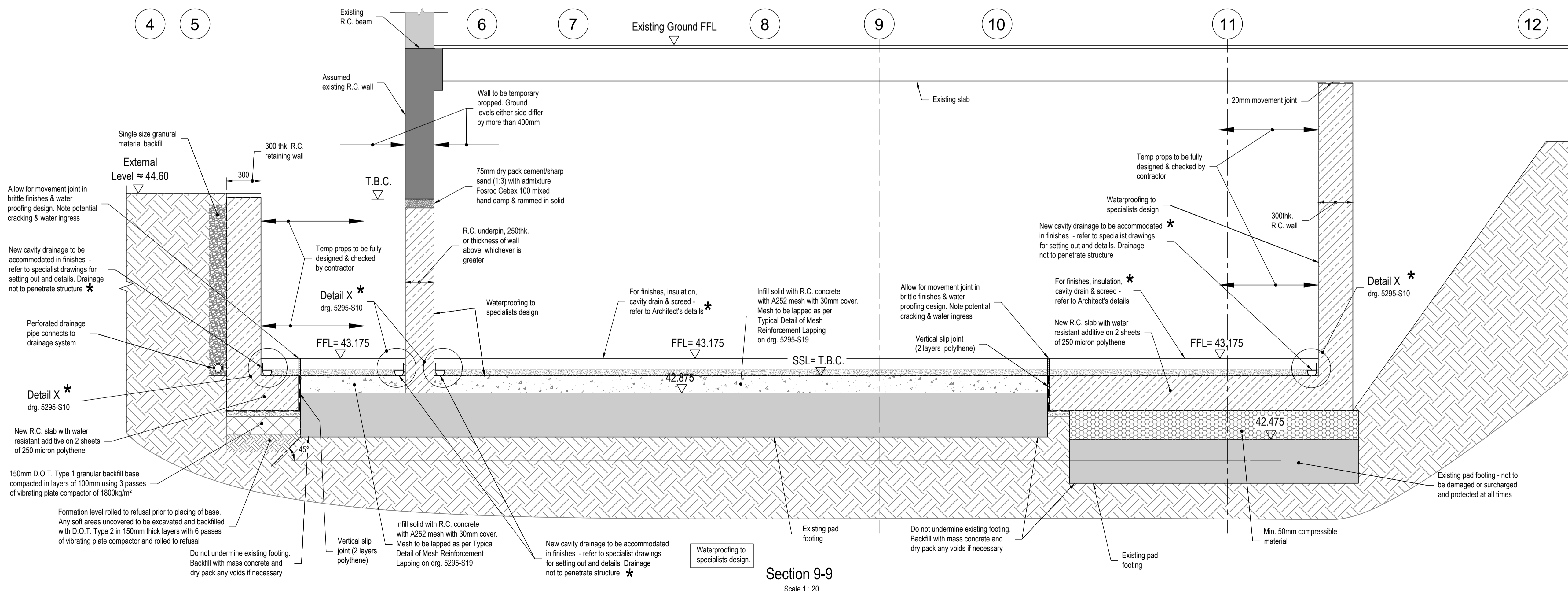
DRAWING No.	DATE	16.06.2022
5295-S15C	SCALE	As shown @ A1
	DRAWN	AR
	CHECKED	RT
	REVIEWED	-

Richard Tant Associates
Consulting Civil & Structural Engineers
54 LESON STREET LONDON NW1 5PF
TEL: 020 7730 1000 FAX: 020 7734 8885
info@rtaassociates.com



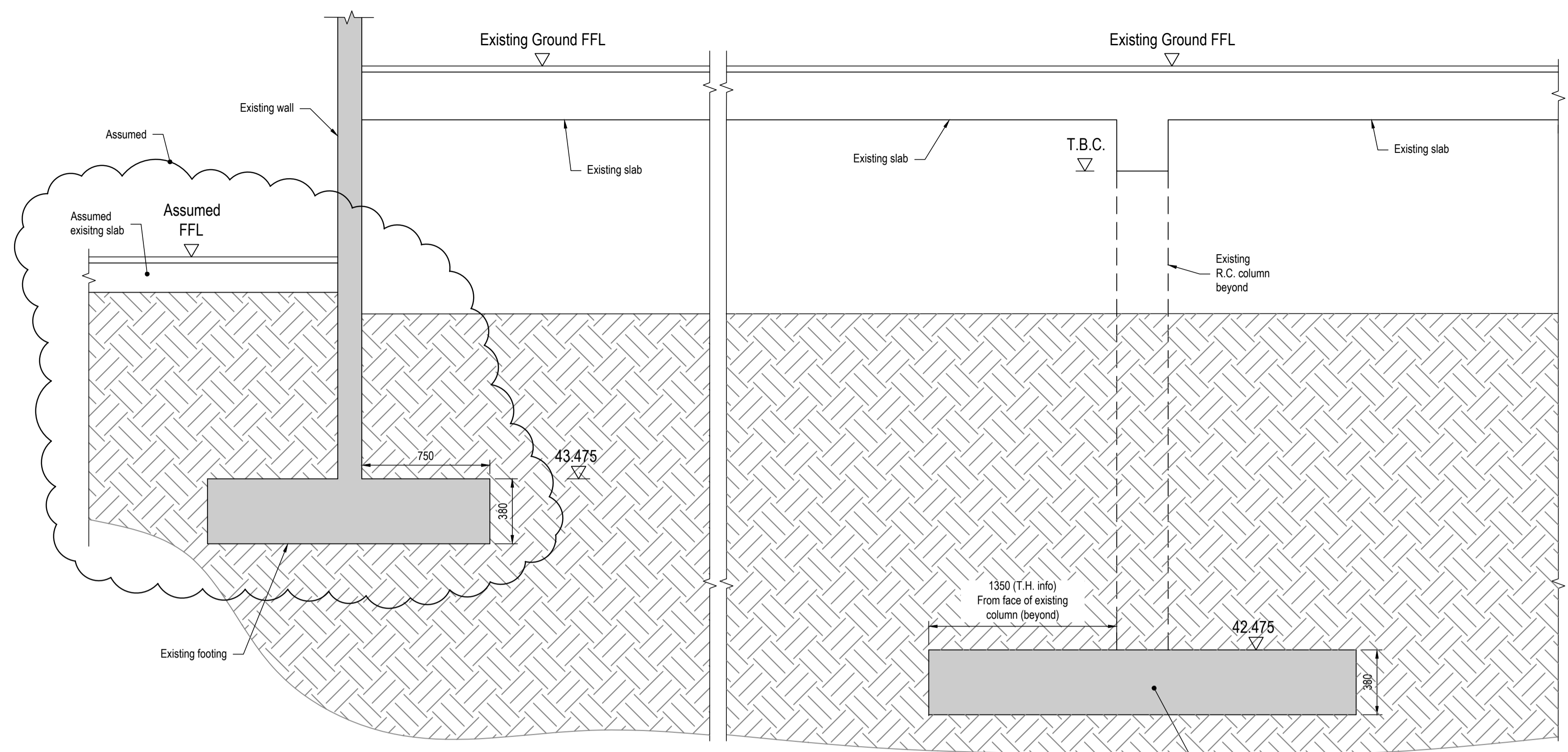
Section 8-8

Scale 1 : 20

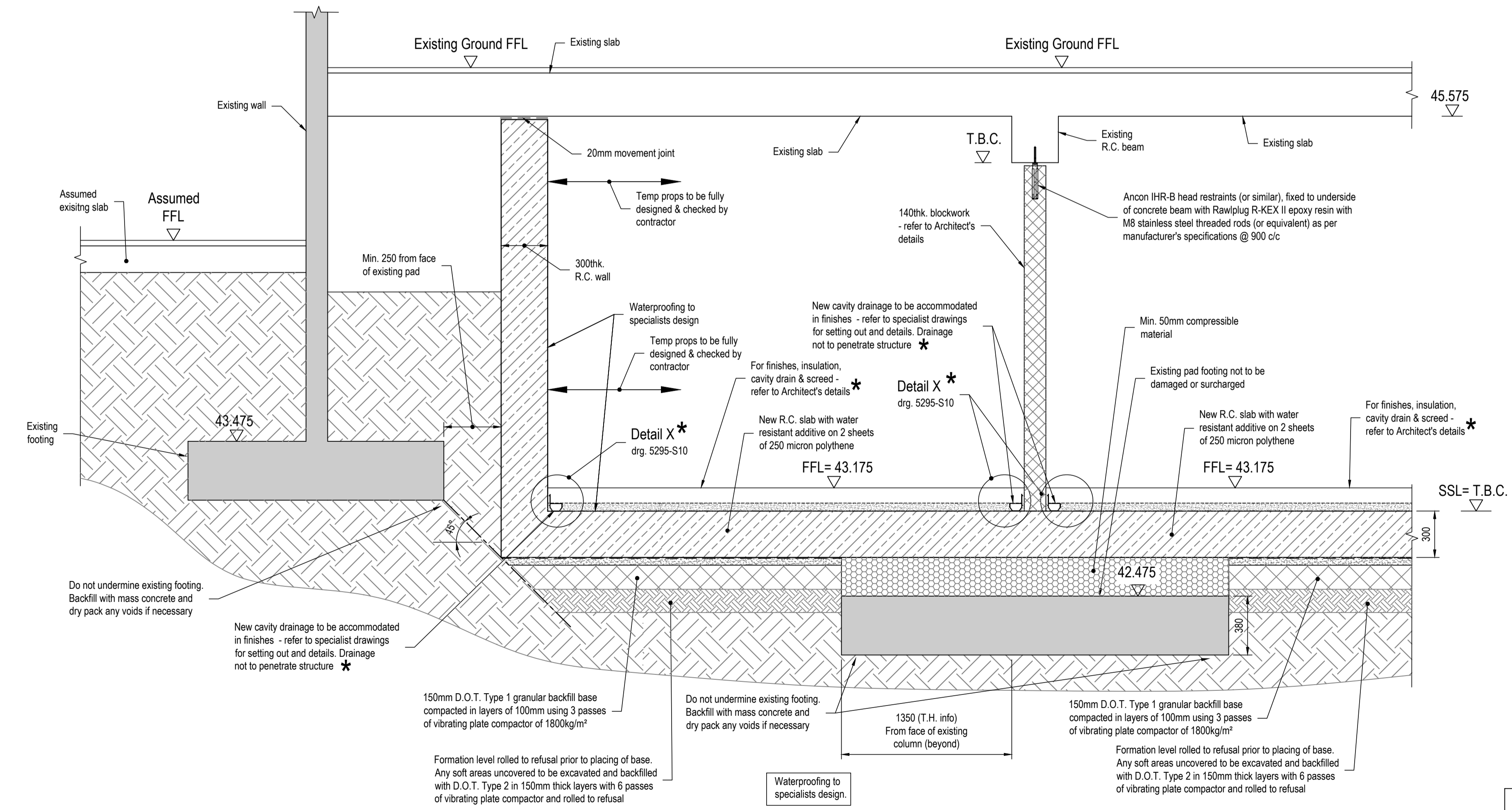


Section 9-9

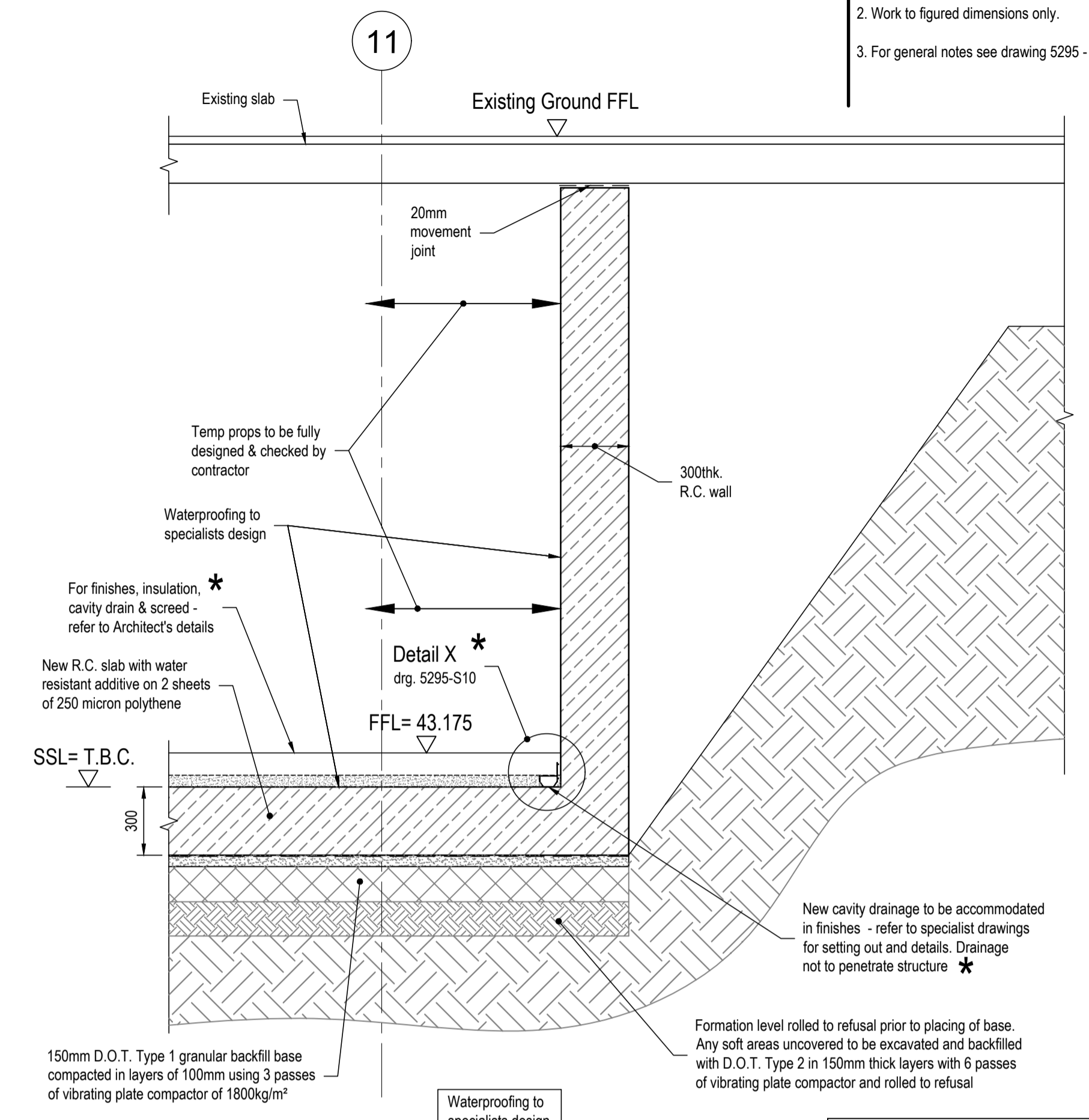
Scale 1 : 20



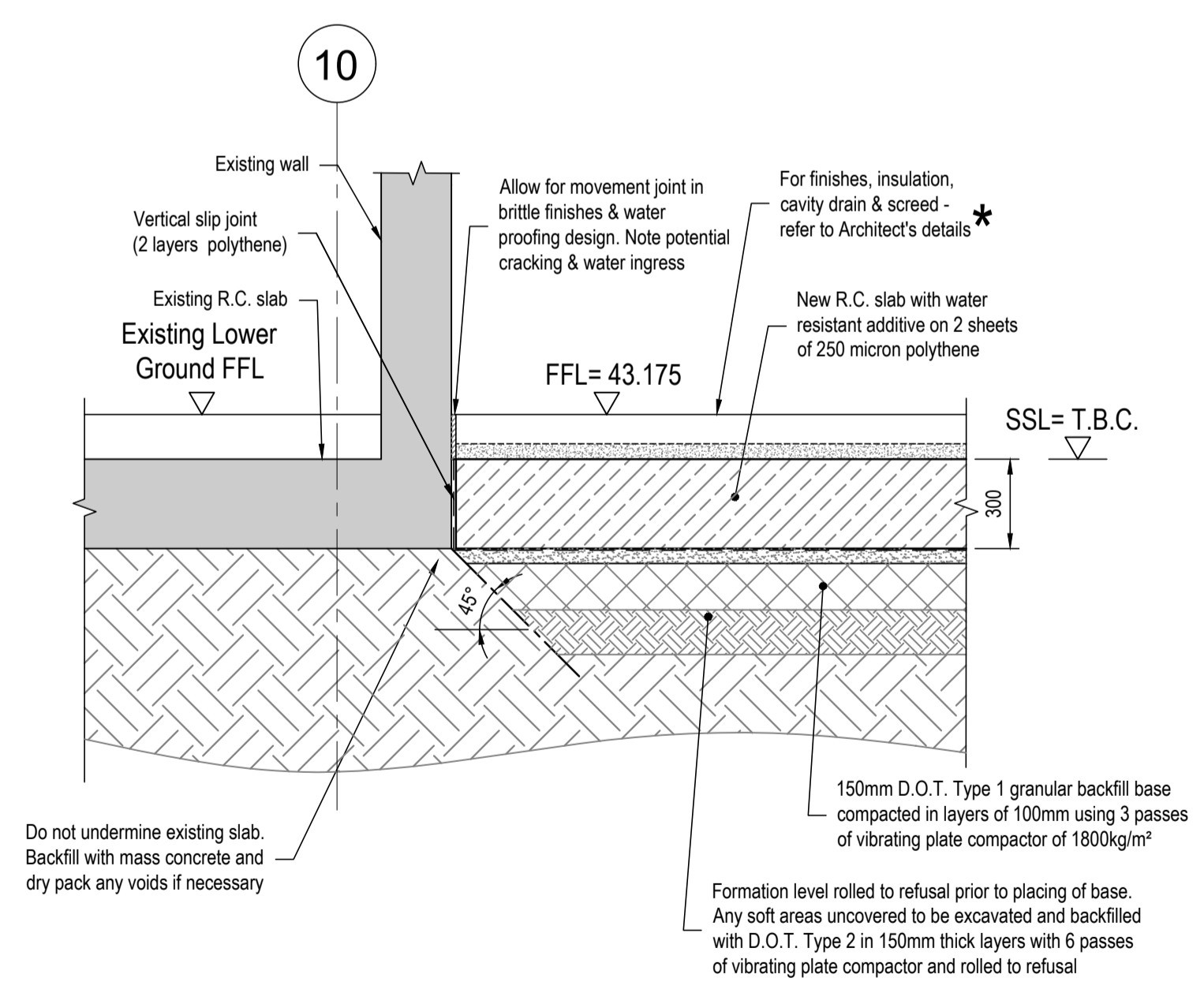
Assumed Existing Section 10 -10
Scale 1 : 20



Proposed Section 10 -10
Scale 1 : 20



Section 11 -11
Scale 1 : 20



Section 12 -12
Scale 1 : 20

DO NOT CONSTRUCT FROM THIS DRAWING T.B.C. AFTER C.L.T. LOADS CONFIRMED

Tender Issue (for QS purposes only)

Notes.
© This drawing is the copyright of Richard Tant Associates.
NOTES
1. This drawing is to be read in conjunction with the specification and all relevant Engineers and Architects drawings.
2. Work to figured dimensions only.
3. For general notes see drawing 5295 - S01.

Heave protection to be confirmed by geotechnical consultant.

* : Details to be fully designed by water proofing specialist & refer to details proposed by water proofing specialist. No liability for water proofing is taken by R.T.A.

REV	AMENDMENTS	BY	DATE	CHECKED
C	Issued for tender. Drawing title amended.	AR	07.09.2022	RT
B	Sections 11-11 & 12-12 - grid lines added.	AR	5.8.2022	RT
A	Sections 10-10 & 11-11 amended.	AR	30.06.2022	RT

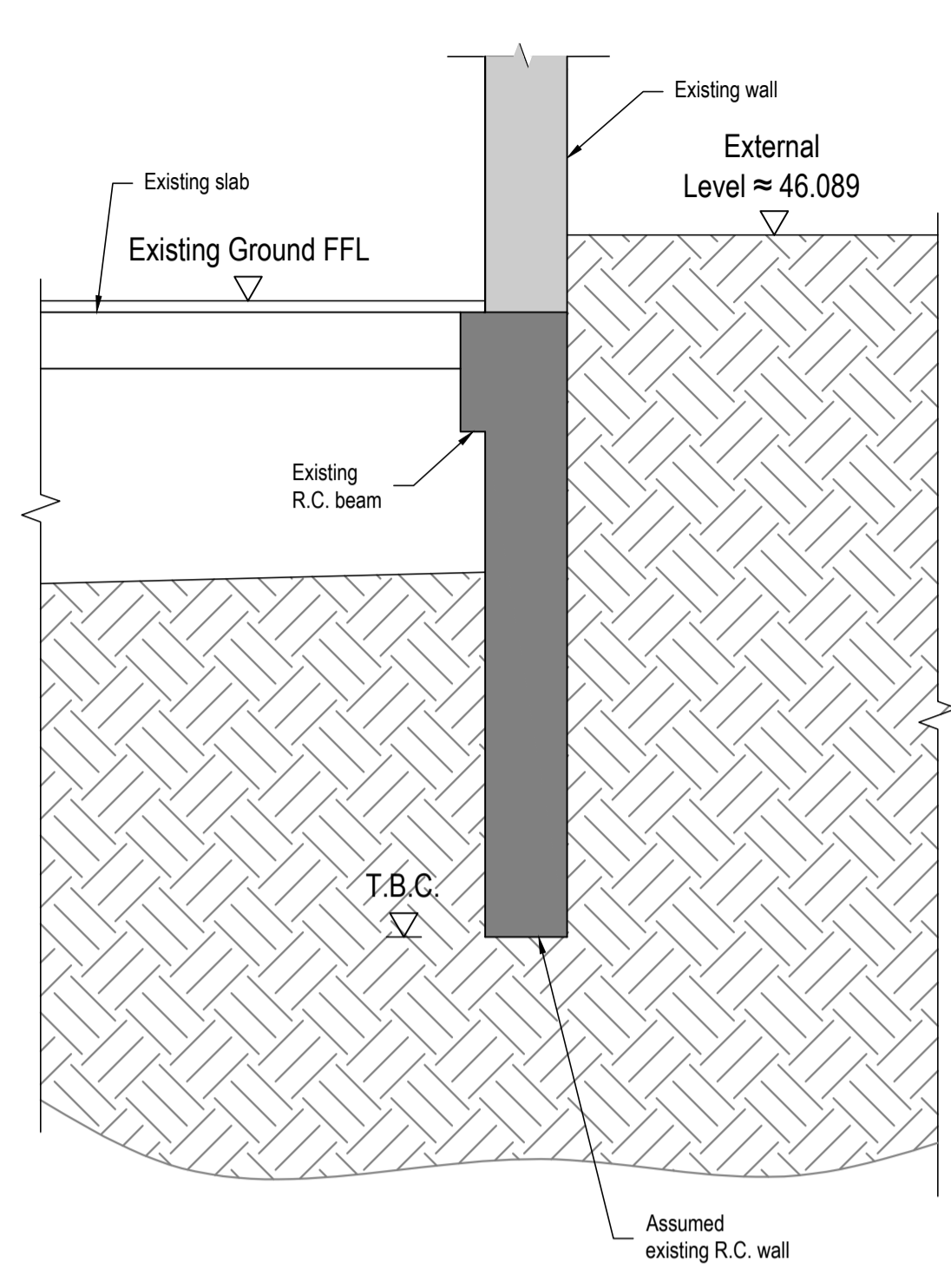
PROJECT
**Broxwood View
Barrie House**

TITLE
Sections 10-10, 11-11 & 12-12

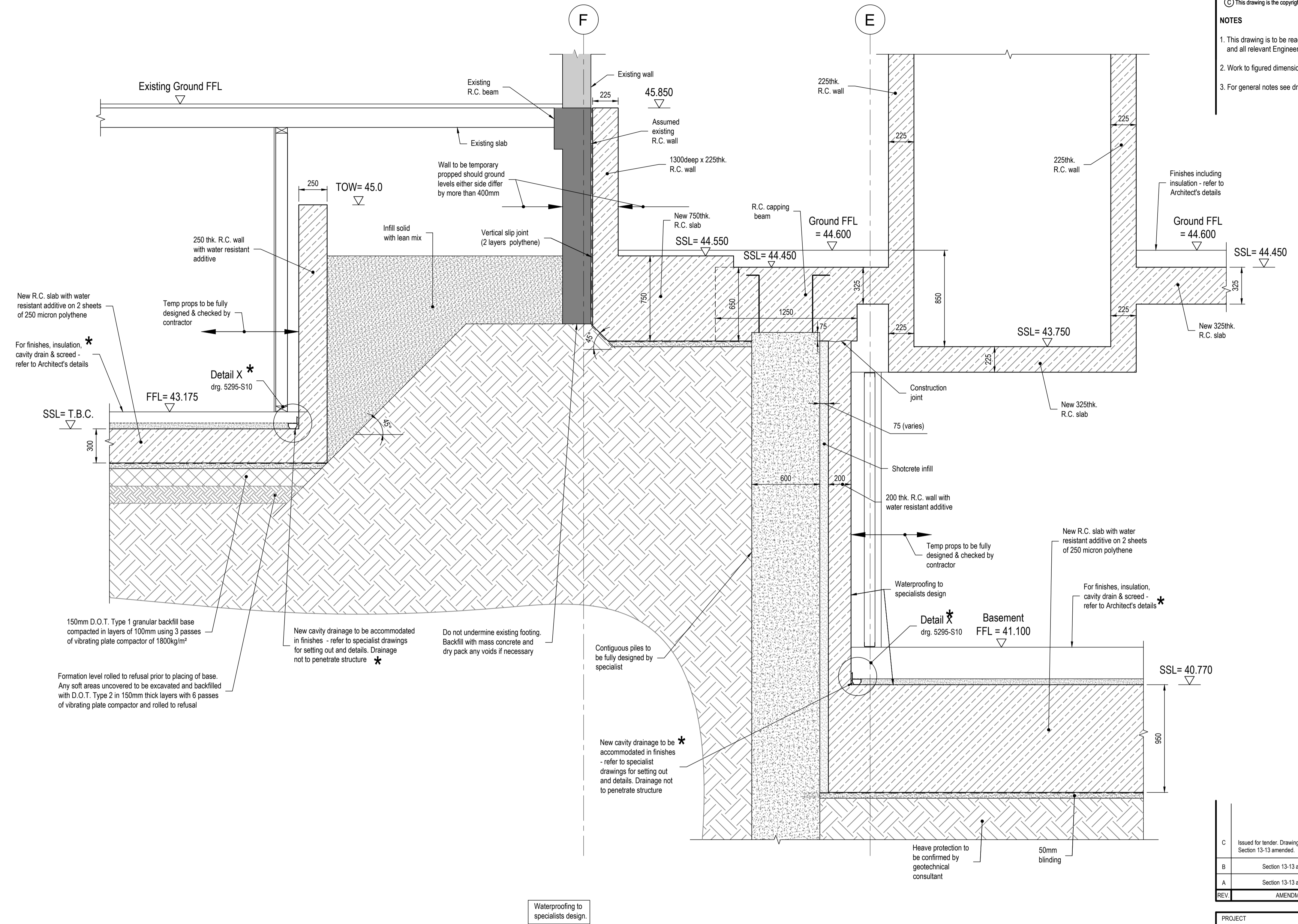
ARCHITECTS
Carbogno Ceneda Architects

DRAWING No.	DATE	16.06.2022
5295-S16C	SCALE	As shown @ A1
	DRAWN	AR
	CHECKED	RT
	REVIEWED	-

Richard Tant Associates
Consulting Civil & Structural Engineers
54 LESON STREET LONDON NW1 3DF
TEL: 020 7739 1800 FAX: 020 7734 8885
info@chantassociates.com



Assumed Existing Section 13-13
Scale 1 : 20



Proposed Section 13-13
Scale 1 : 20

Notes.
© This drawing is the copyright of Richard Tant Associates.
NOTES
1. This drawing is to be read in conjunction with the specification and all relevant Engineers and Architects drawings.
2. Work to figured dimensions only.
3. For general notes see drawing 5295 - S01.

C	Issued for tender. Drawing title amended. Section 13-13 amended.	AR	07.09.2022	RT
B	Section 13-13 amended.	AR	05.08.2022	RT
A	Section 13-13 amended.	AR	30.06.2022	RT
REV	AMENDMENTS	BY	DATE	CHECKED

PROJECT
**Broxwood View
Barrie House**

TITLE
Section 13-13

ARCHITECTS
Carbogno Ceneda Architects

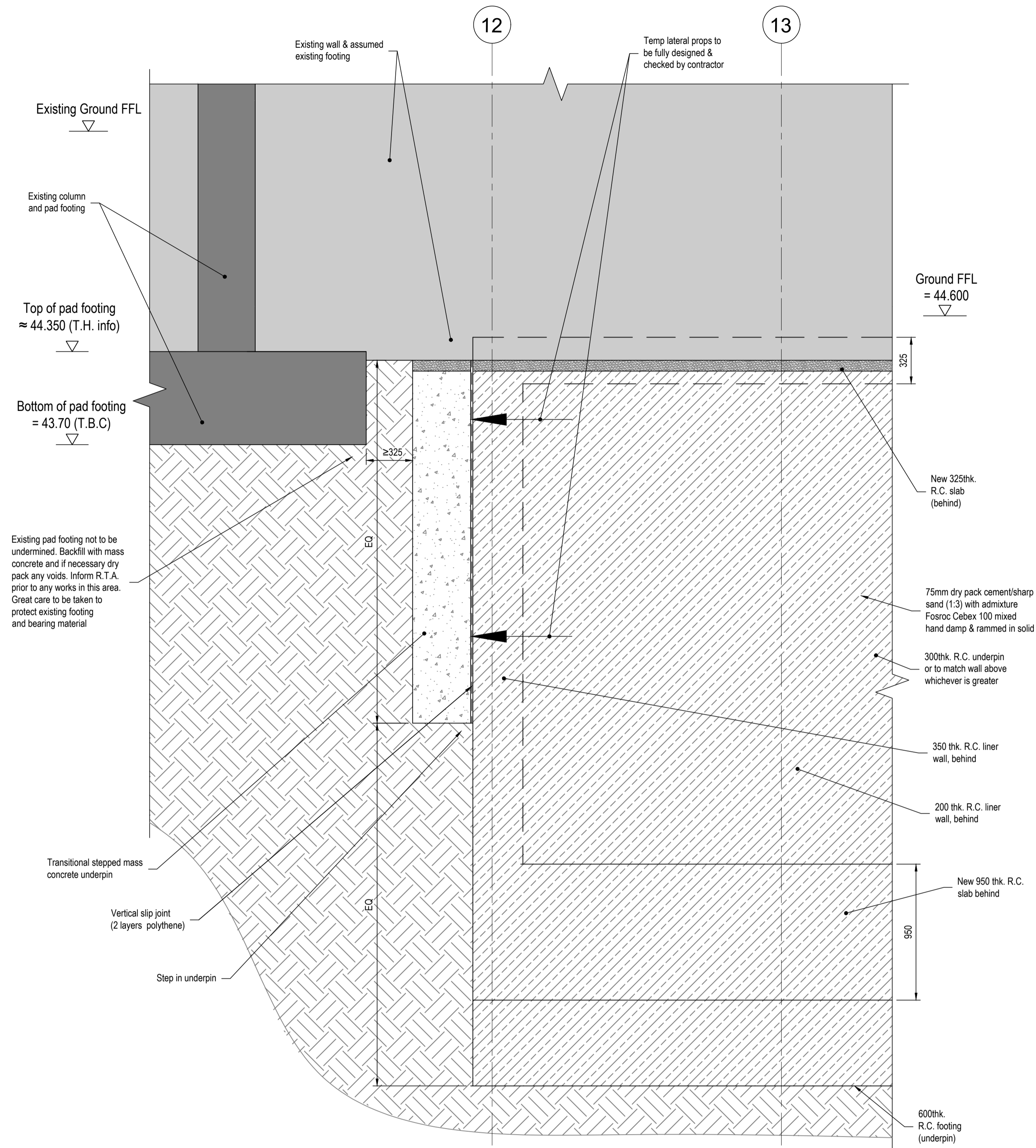
DRAWING No.	DATE	16.06.2022
5295-S17C	SCALE	As shown @ A1
	DRAWN	AR
	CHECKED	RT
	REVIEWED	-

Heave protection to be confirmed by geotechnical consultant.

* : Details to be fully designed by water proofing specialist & refer to details proposed by water proofing specialist. No liability for water proofing is taken by R.T.A.

DO NOT CONSTRUCT FROM THIS DRAWING T.B.C. AFTER C.L.T. LOADS CONFIRMED

Tender Issue
(for QS purposes only)



Waterproofing to specialists design.
Section 14-14
 Scale 1 : 20

Notes.
 © This drawing is the copyright of Richard Tant Associates.
NOTES
 1. This drawing is to be read in conjunction with the specification and all relevant Engineers and Architects drawings.
 2. Work to figured dimensions only.
 3. For general notes see drawing 5295 - S01.

C	Issued for tender. Drawing title amended. Section 14-14 amended.	AR	07.09.2022	RT
B	Section 14-14 - levels amended.	AR	05.08.2022	RT
A	Section 14-14 amended.	AR	30.06.2022	RT
REV	AMENDMENTS	BY	DATE	CHECKED

PROJECT
Broxwood View
Barrie House

TITLE
Section 14-14

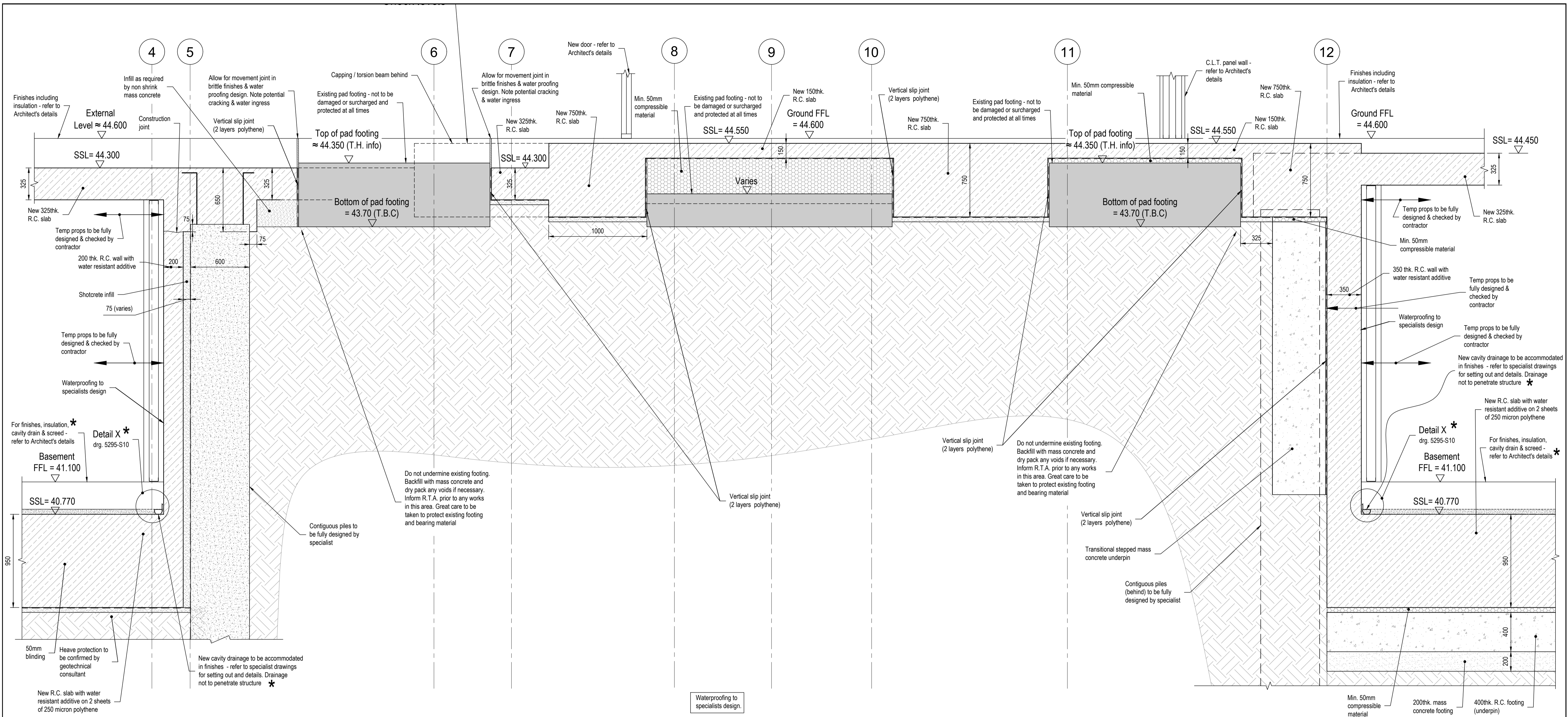
ARCHITECTS
Carbogno Ceneda Architects

DRAWING No.	DATE	16.06.2022
5295-S18C	SCALE	As shown @ A1
	DRAWN	AR
	CHECKED	RT
	REVIEWED	-

DO NOT CONSTRUCT FROM THIS DRAWING T.B.C. AFTER C.L.T. LOADS CONFIRMED

Tender Issue
 (for QS purposes only)

Richard Tant Associates
 Consulting Civil & Structural Engineers
 54 LESON STREET LONDON NW1 3DF
 TEL: 020 7729 1800 FAX: 020 7724 8885
 info@rtaassociates.com



Section 15-15
Scale 1 : 20

REV	AMENDMENTS	BY	DATE	CHECKED
C	Section 15-15 - mass concrete footing added.	AR	27.09.2022	RT
B	Issued for tender. Drawing title amended. Diameter of contiguous piles amended & transitional stepped mass concrete underpin added. Existing pad footings updated.	AR	07.09.2022	RT
A	Section 15-15 amended.	AR	05.08.2022	RT

PROJECT
**Broxwood View
Barrie House**

TITLE
Section 15-15

ARCHITECTS
Carbogno Ceneda Architects

DRAWING No.	DATE
5295-S19C	30.06.2022
DRAWN	SCALE
AR	As shown @ A1
CHECKED	RT
REVIEWED	-

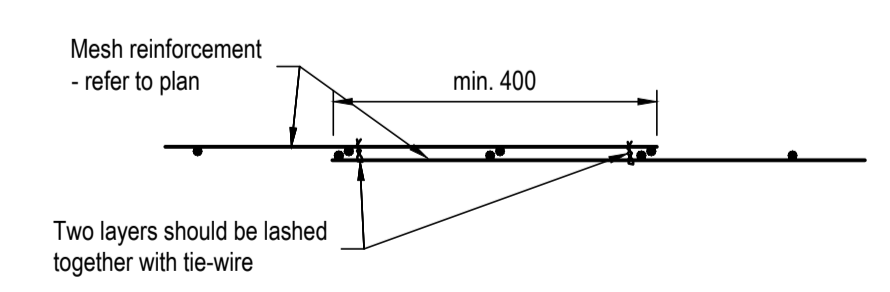
Richard Tant Associates
Consulting Civil & Structural Engineers
54 LESON STREET LONDON W8T 3DF
TEL: 020 7726 1000 FAX: 020 7724 8885
info@rtaassociates.com

Heave protection to be confirmed by geotechnical consultant.

* : Details to be fully designed by water proofing specialist & refer to details proposed by water proofing specialist. No liability for water proofing is taken by R.T.A.

DO NOT CONSTRUCT FROM THIS DRAWING T.B.C. AFTER C.L.T. LOADS CONFIRMED

Tender Issue (for QS purposes only)



Typical Detail of Mesh Reinforcement Lapping
Scale 1 : 10

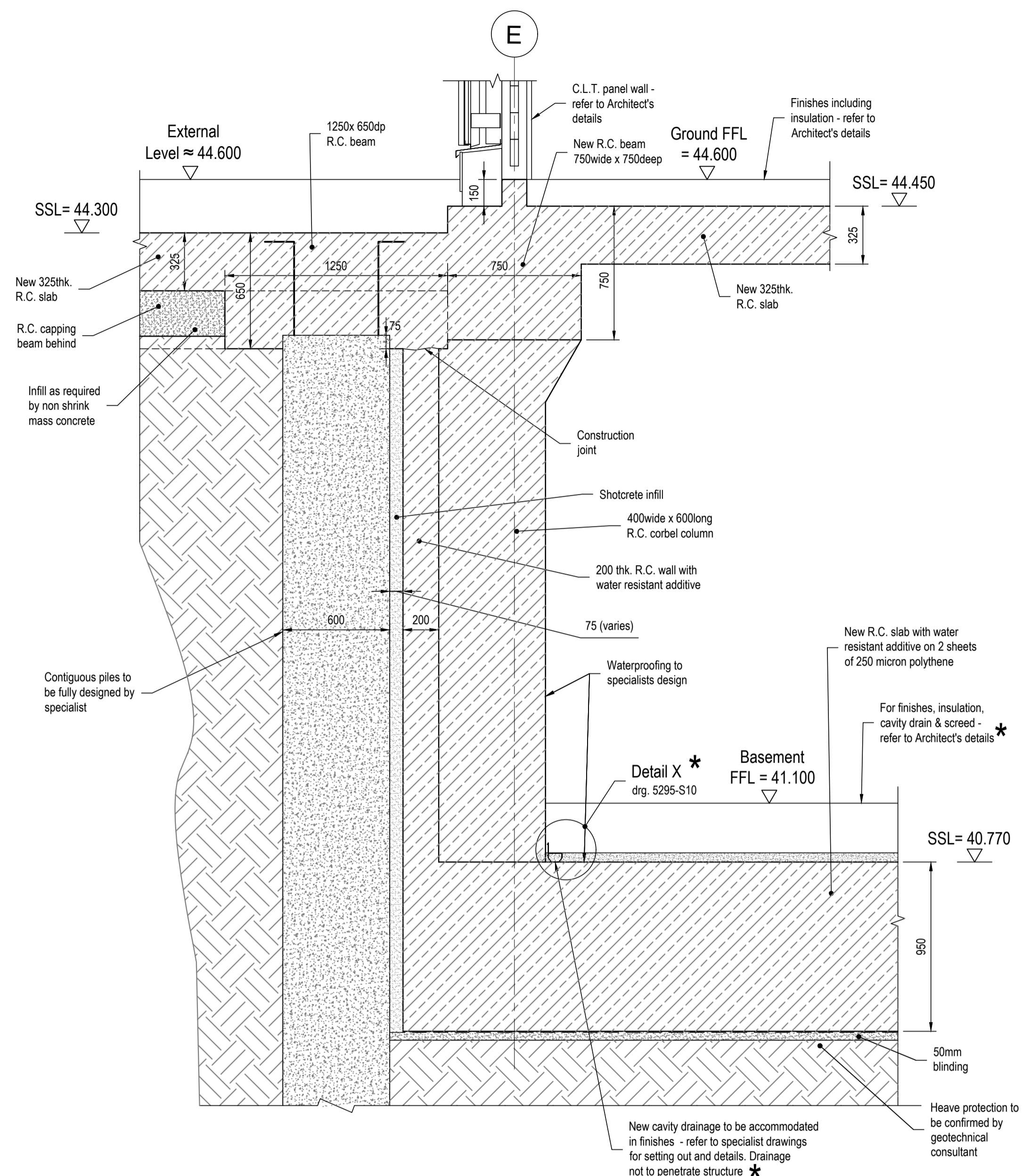
Notes.
© This drawing is the copyright of Richard Tant Associates.
NOTES
1. This drawing is to be read in conjunction with the specification and all relevant Engineers and Architects drawings.
2. Work to figured dimensions only.
3. For general notes see drawing 5295 - S01.

Notes.

© This drawing is the copyright of Richard Tant Associates.

NOTES

1. This drawing is to be read in conjunction with the specification and all relevant Engineers and Architects drawings.
2. Work to figured dimensions only.
3. For general notes see drawing 5295 - S01.



Section 17-17
Scale 1 : 20

Heave protection to be confirmed by geotechnical consultant.

* : Details to be fully designed by water proofing specialist & refer to details proposed by water proofing specialist. No liability for water proofing is taken by R.T.A.

DO NOT CONSTRUCT FROM THIS DRAWING T.B.C. AFTER C.L.T. LOADS CONFIRMED

Tender Issue
(for QS purposes only)

REV	AMENDMENTS	BY	DATE	CHECKED
A	Issued for tender. Drawing title amended. Section 17-17 amended.	AR	07.09.2022	RT

PROJECT
Broxwood View
Barrie House

TITLE
Section 17-17

ARCHITECTS
Carbogno Ceneda Architects

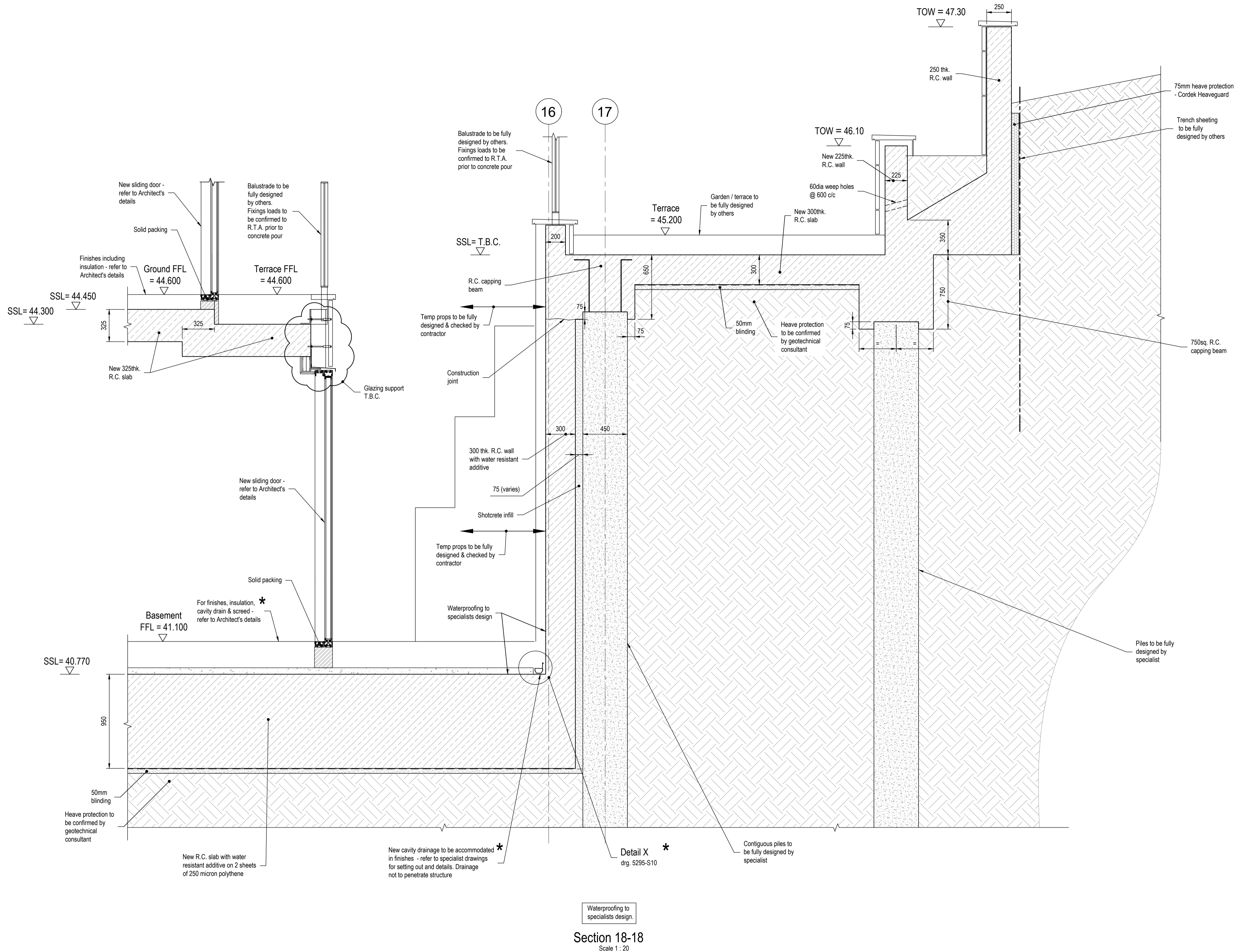
DRAWING No.	DATE
5295-S21A	05.08.2022
DRAWN	SCALE
AR	As shown @ A1
CHECKED	RT
REVIEWED	-

Notes.

© This drawing is the copyright of Richard Tant Associates.

NOTES

1. This drawing is to be read in conjunction with the specification and all relevant Engineers and Architects drawings.
2. Work to figured dimensions only.
3. For general notes see drawing 5295 - S01.



DO NOT CONSTRUCT FROM THIS DRAWING T.B.C. AFTER C.L.T. LOADS CONFIRMED

B	Section 18-18 amended.	AR	27.09.2022	RT
A	Issued for tender. Drawing title amended.	AR	07.09.2022	RT
REV	AMENDMENTS	BY	DATE	CHECKED

PROJECT
**Broxwood View
Barrie House**

TITLE
Section 18-18

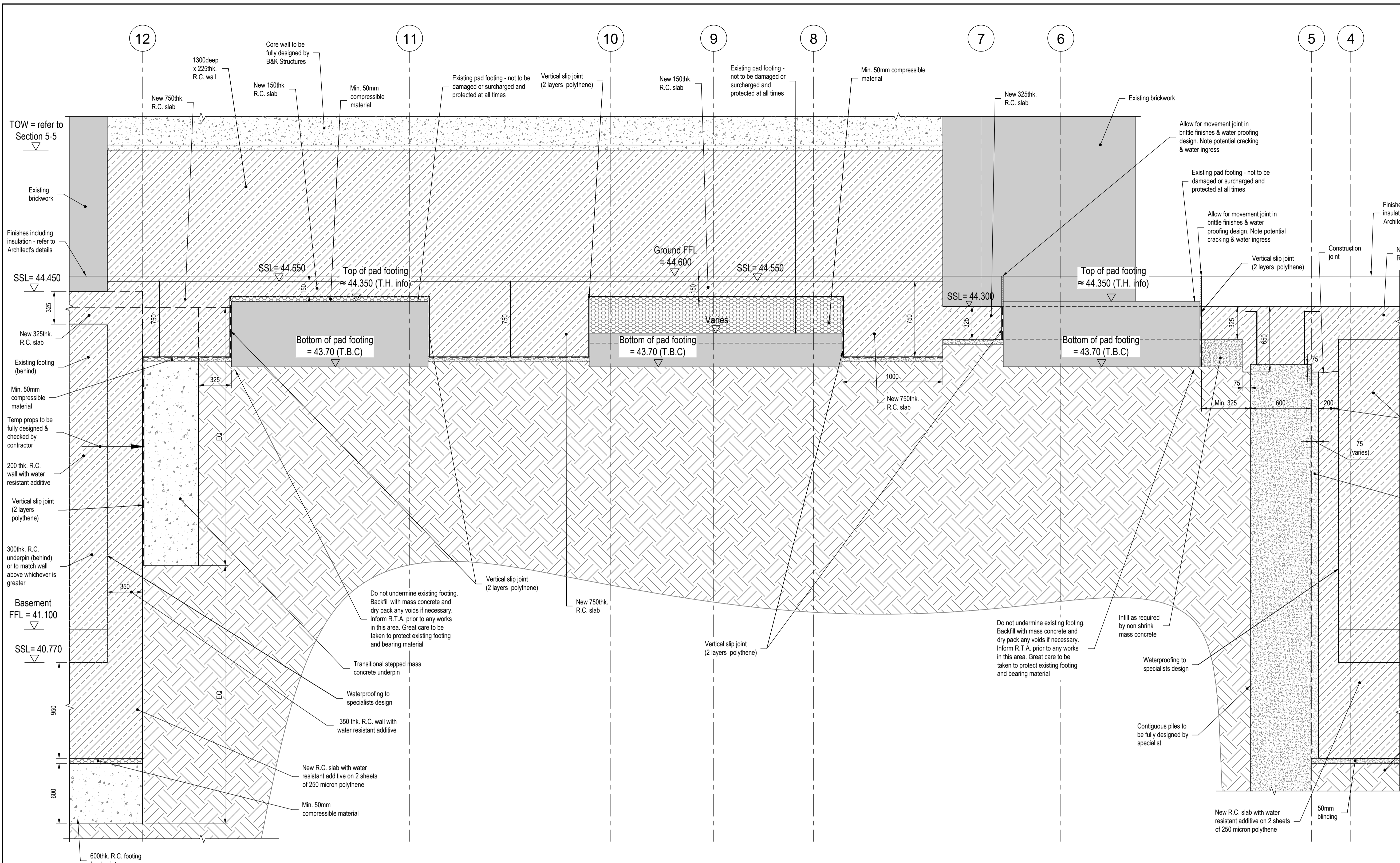
ARCHITECTS
Carbogo Ceneda Architects

DRAWING No.	DATE	05.08.2022
5295-S22B	SCALE	As shown @ A1
	DRAWN	AR
	CHECKED	RT
	REVIEWED	-

Heave protection to be confirmed by geotechnical consultant.

**Tender Issue
(for QS purposes only)**

* : Details to be fully designed by water proofing specialist & refer to details proposed by water proofing specialist. No liability for water proofing is taken by R.T.A.



Notes.

© This drawing is the copyright of Richard Tant Associates.

NOTES

- This drawing is to be read in conjunction with the specification and all relevant Engineers and Architects drawings.
- Work to figured dimensions only.
- For general notes see drawing 5295 - S01.

REV	AMENDMENTS	BY	DATE	CHECKED
A	Issued for tender. Drawing title amended. Diameter of contiguous piles amended & transitional stepped mass concrete underpin added. Existing pad footings updated.	AR	07.09.2022	RT

PROJECT
**Broxwood View
Barrie House**

TITLE
Section 19-19

ARCHITECTS
Carbogno Ceneda Architects

DRAWING No.	DATE
5295-S23A	05.08.2022
SCALE	As shown @ A1
DRAWN	AR
CHECKED	RT
REVIEWED	-

Richard Tant Associates
Consulting Civil & Structural Engineers

54 LESON STREET LONDON NW1 3DF
TEL: 020 7726 1000 FAX: 020 7724 8885
info@rtaassociates.com

Waterproofing to specialists design.

Section 19-19
Scale 1 : 20

DO NOT CONSTRUCT FROM THIS DRAWING T.B.C. AFTER C.L.T. LOADS CONFIRMED

* : Details to be fully designed by water proofing specialist & refer to details proposed by water proofing specialist. No liability for water proofing is taken by R.T.A.

Heave protection to be confirmed by geotechnical consultant.

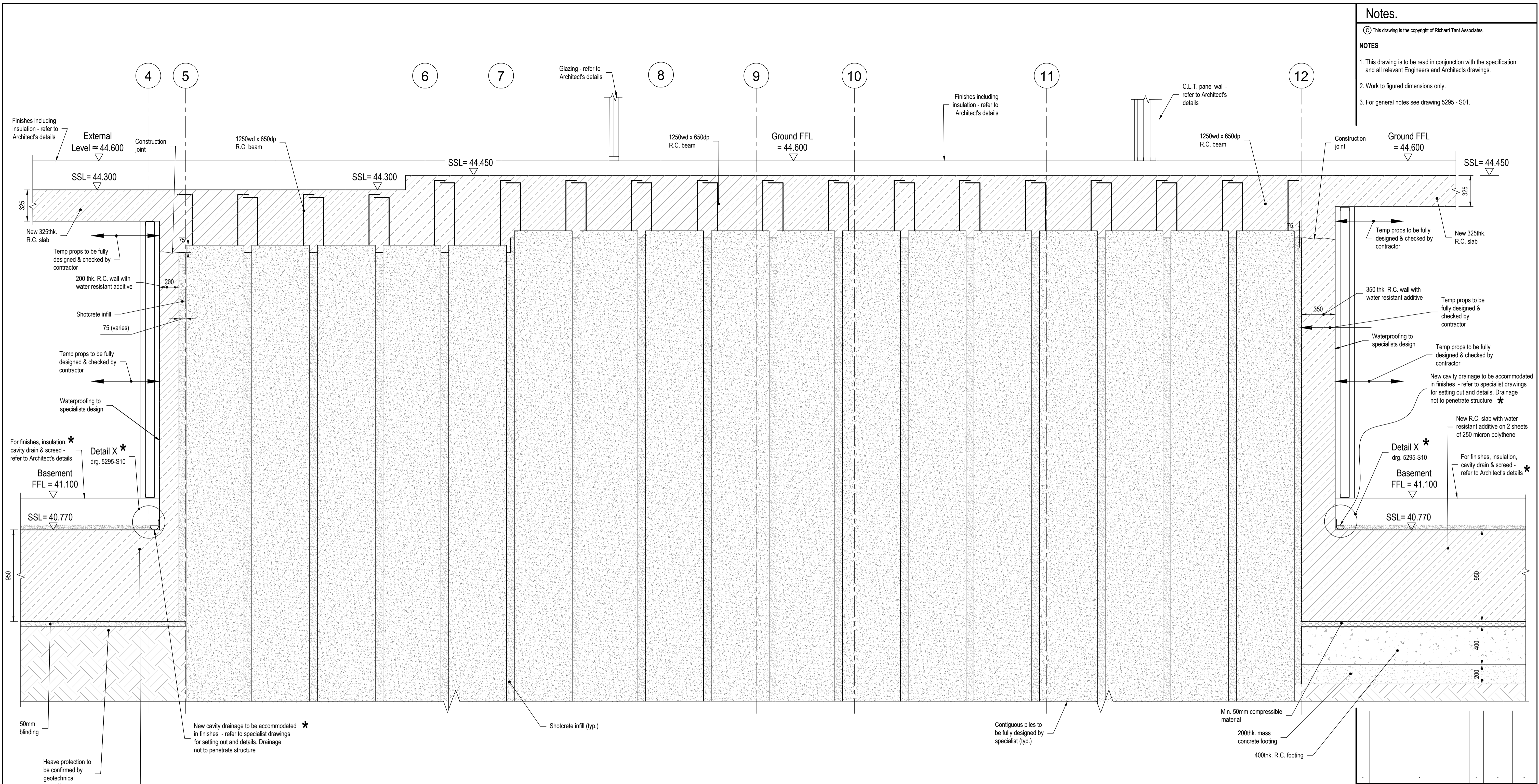
Tender Issue
(for QS purposes only)

Notes.

© This drawing is the copyright of Richard Tant Associates.

NOTES

1. This drawing is to be read in conjunction with the specification and all relevant Engineers and Architects drawings.
2. Work to figured dimensions only.
3. For general notes see drawing 5295 - S01.



Waterproofing to specialists design.
Section 20-20
 Scale 1 : 20

REV	AMENDMENTS	BY	DATE	CHECKED

PROJECT
**Broxwood View
 Barrie House**

TITLE
Section 20-20

ARCHITECTS
Carbogo Ceneda Architects

DRAWING No.	DATE
5295-S24	27.09.2022
SCALE	As shown @ A1
DRAWN	AR
CHECKED	RT
REVIEWED	-

DO NOT CONSTRUCT FROM THIS DRAWING T.B.C. AFTER C.L.T. LOADS CONFIRMED

* : Details to be fully designed by water proofing specialist & refer to details proposed by water proofing specialist. No liability for water proofing is taken by R.T.A.

Heave protection to be confirmed by geotechnical consultant.

**Tender Issue
 (for QS purposes only)**

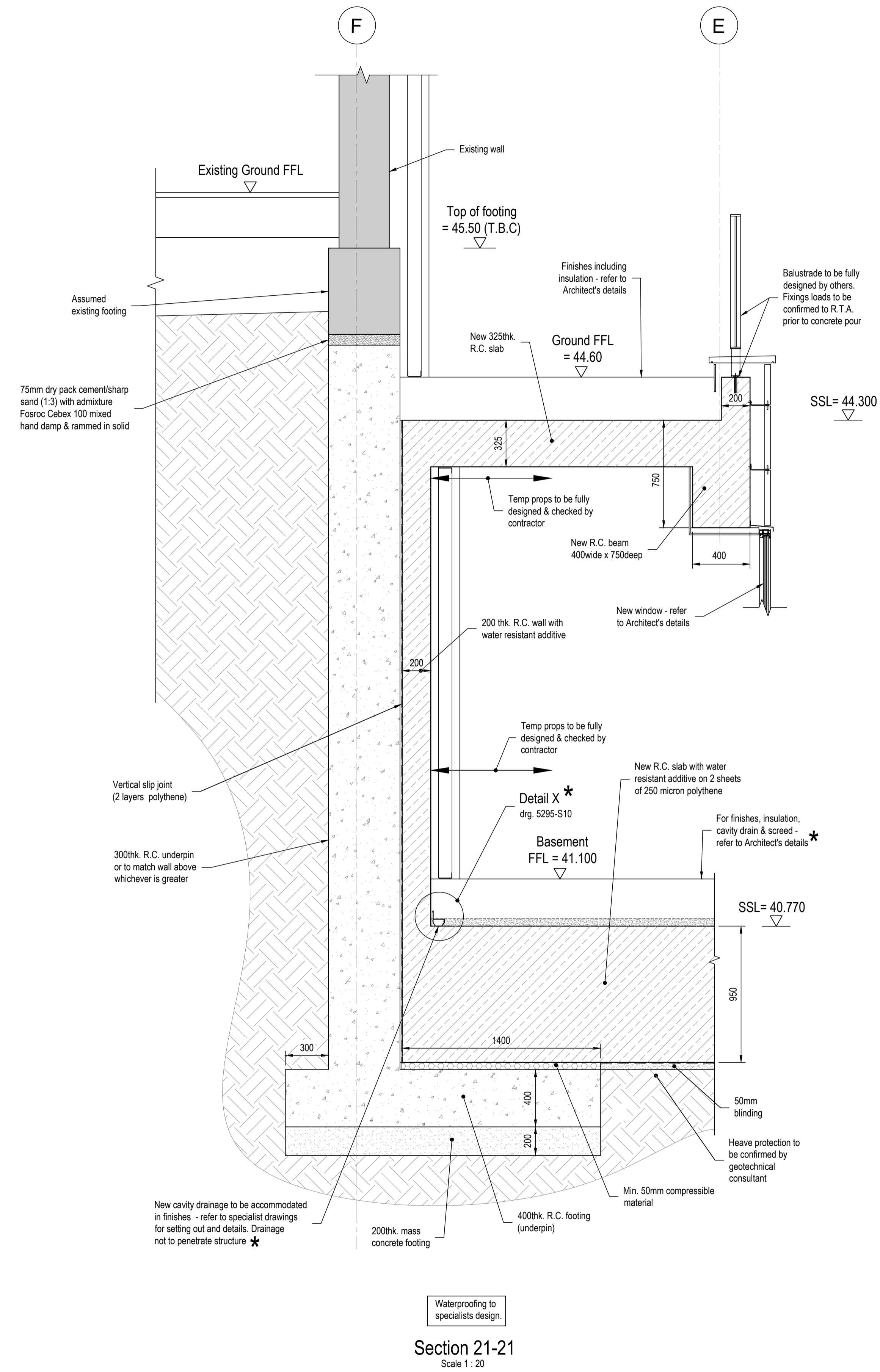
Richard Tant Associates
 Consulting Civil & Structural Engineers
 54 LESON STREET LONDON NW1 3DF
 TEL: 020 7726 1000 FAX: 020 7724 8885
 info@rtaassociates.com

Notes.

© This drawing is the copyright of Richard Tant Associates.

NOTES

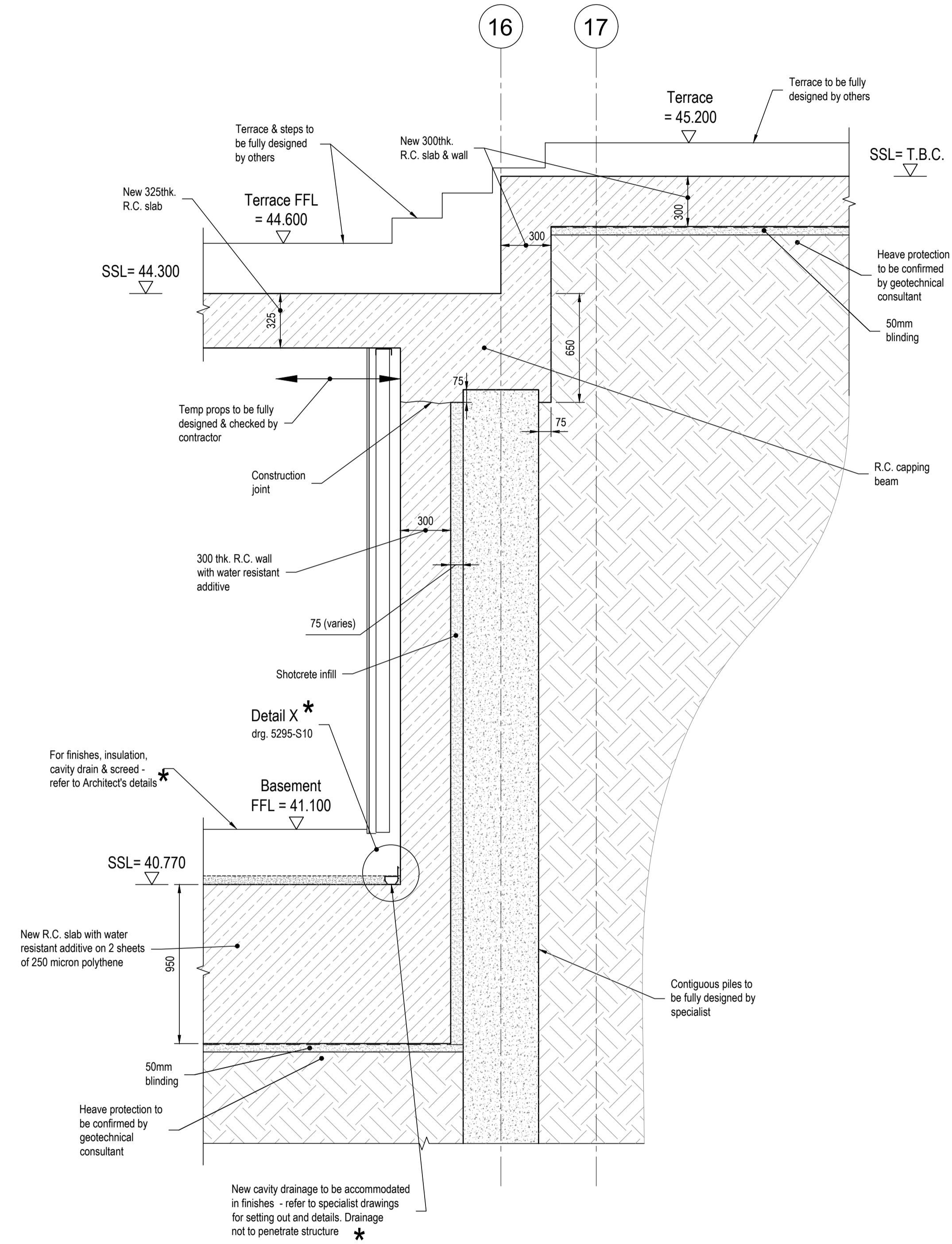
1. This drawing is to be read in conjunction with the specification and all relevant Engineers and Architects drawings.
2. Work to figured dimensions only.
3. For general notes see drawing 5295 - S01.



Section 21-21
Scale 1 : 20

DO NOT CONSTRUCT FROM THIS DRAWING T.B.C. AFTER C.L.T. LOADS CONFIRMED

* : Details to be fully designed by water proofing specialist & refer to details proposed by water proofing specialist. No liability for water proofing is taken by R.T.A.



Section 22-22
Scale 1 : 20

Heave protection to be confirmed by geotechnical consultant.

Tender Issue
(for QS purposes only)

REV	AMENDMENTS	BY	DATE	CHECKED

PROJECT
Broxwood View
Barrie House

TITLE
Sections 21-21 & 22-22

ARCHITECTS
Carbogno Ceneda Architects

DRAWING No. **5295-S25** DATE **27.09.2022**
SCALE **As shown @ A1**
DRAWN **AR**
CHECKED **RT**
REVIEWED **-**