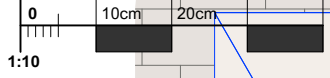


2 New Window Detail - Elevation (External)

Scale: 1:10



render head detailing formed in render to cover cut bricks and new lintels colour to match rear lintels

render to jambs to cover cut bricks - white

detail of horns to match existing windows at the rear

glass obscured to 1.7m from internal (or external ground if higher) with planted mullions to each sash

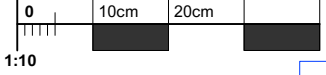
equal

equal

1,135mm estimated

3 New Window Detail - Plan

Scale: 1:10



plastered jambs to cover cut bricks

new mock sliding sash window unit

new sill below

new lintels above

CL coordinated to be centred in brick coursing

1

internal finished (notional)

level determined by existing brick coursing

new lintels to SE information

new plaster detail

new double glazed timber sliding sash windows with fixed sashes (not opening)

2,504mm or to nearest brick course

detail of horns to match existing windows at the rear draught deals to all perimeters

3

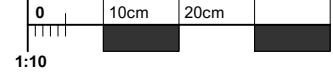
new concrete sill with dpm & insulation

level determined by existing brick coursing

new internal timber cill and wall made good & prepped for decoration

1 New Window Detail - Section

Scale: 1:10



external

Citizen Architects

www.citizenarchitects.eu | tel: 020 3865 1453

Project & Site Address:

Wildwood Residence
1 Wildwood Terrace, London, UK, NW3 7HT

Client:
A&M

Level of Detail: Tender

1st Issued: 31.03.2021

Sheet Title:

New Window in Existing Lower Ground Floor Proposed

Project No: 057WT

Locator: P

Type: A

Number: 2504

Rev: B

Scale: AS
NOTED
A3