ELEVATION A
Scale 1: 100

ELEVATION B
Scale 1: 100

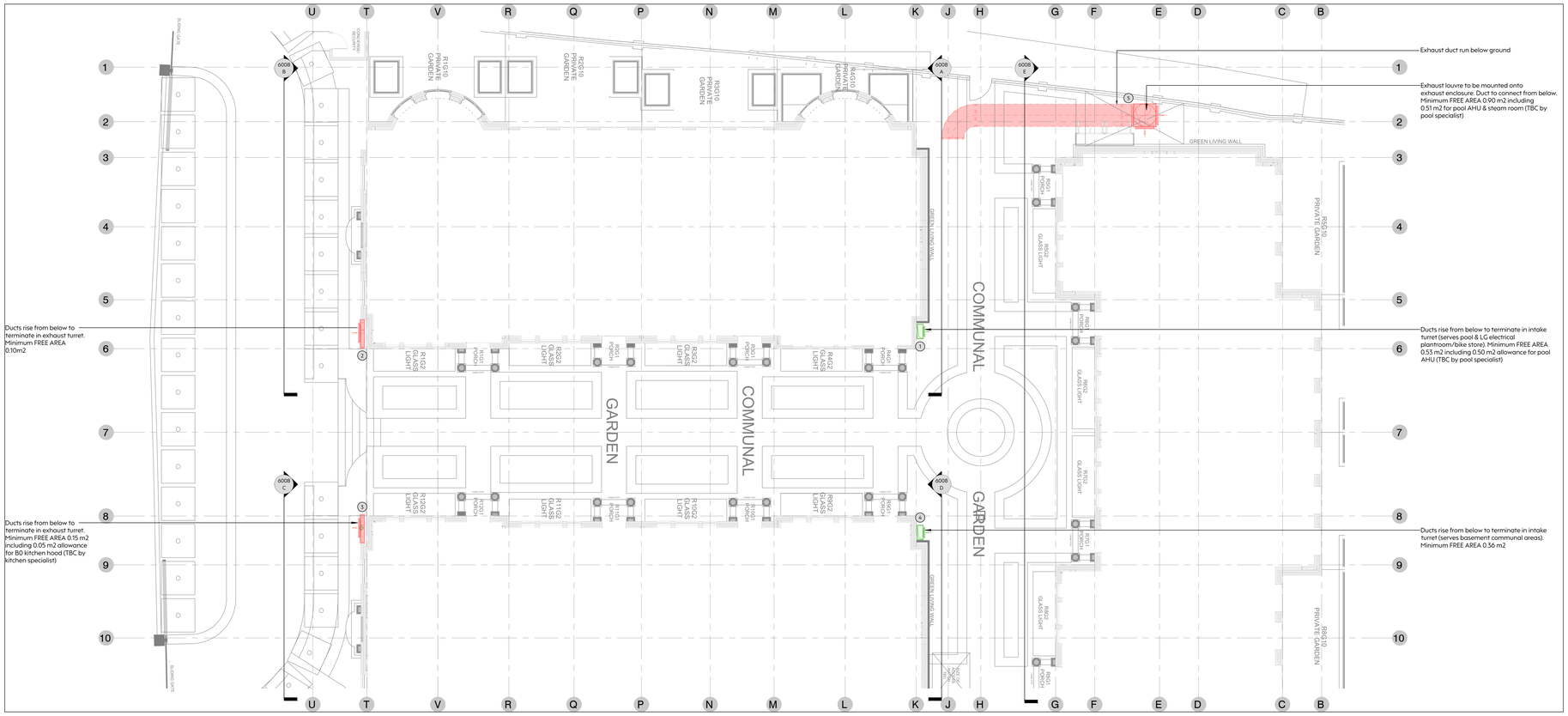

Ventilation Layout, Ground Floor
SCALE - 1 : 100

ELEVATION C
Scale 1: 100

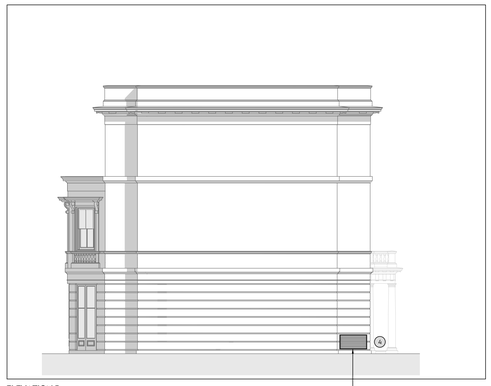

ELEVATION D
Scale 1: 100

ELEVATION E
Scale 1: 100

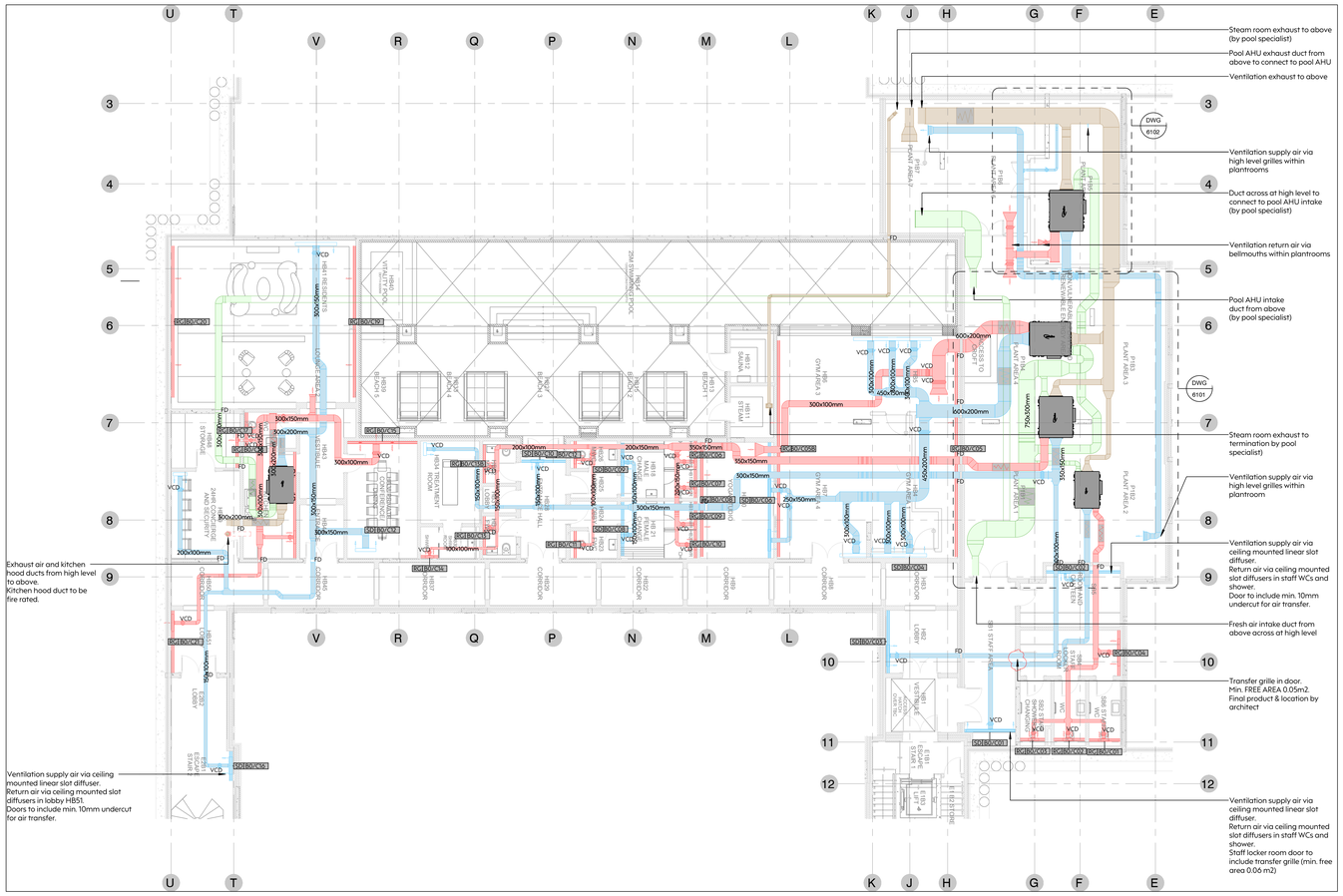

Ventilation Layout, Basement
SCALE - 1 : 100

NORTH

NOTES

1. Do not scale this drawing
2. This drawing shall be read in conjunction with all MEP drawings, schedules & specifications and relevant architectural and structural drawings & specifications
3. This drawing has been produced for design purposes only and is not an installation or working drawing, any installation based on this drawing is at the Contractor's risk.
4. Refer to architectural drawings for setting out of all plant & equipment.
5. External louvres are indicative. Refer to architectural drawings for final sizes and setting out

LEGEND

- Air Intake
- Air Supply - Ventilation
- Air Exhaust
- Air Return - Ventilation

PROJECT

52-54 Avenue Road
London
NW8 6HP

Client
52 AVENUE ROAD LIMITED
Bridge House
Market Street, Glossop
SK13 8AR

Architect
DOMVS LONDON
Studio B0, Switched House East
Battersea Power Station
London SW11 8BB

DRAWING TITLE

Ventilation Services
Communal Spaces

DRAWING STATUS

Planning condition 6 discharge

Scale	Size	Engineer
1 : 100	A0	MR
Date	**Stage**	**Checked**
15/11/2025		RC

DRAWING NO. **REV.**

723-INT-151123-SK01

I:\723-MEP-023_avenue-sts_jv\M3\H-3MD_Lego_R18_Suite\723-ASD3TR.dwg

integrationuk.com
+44 (0)20 7183 8610

52-54 Rosebery Avenue
London EC1R 4RP

© Integration Consultancy Limited