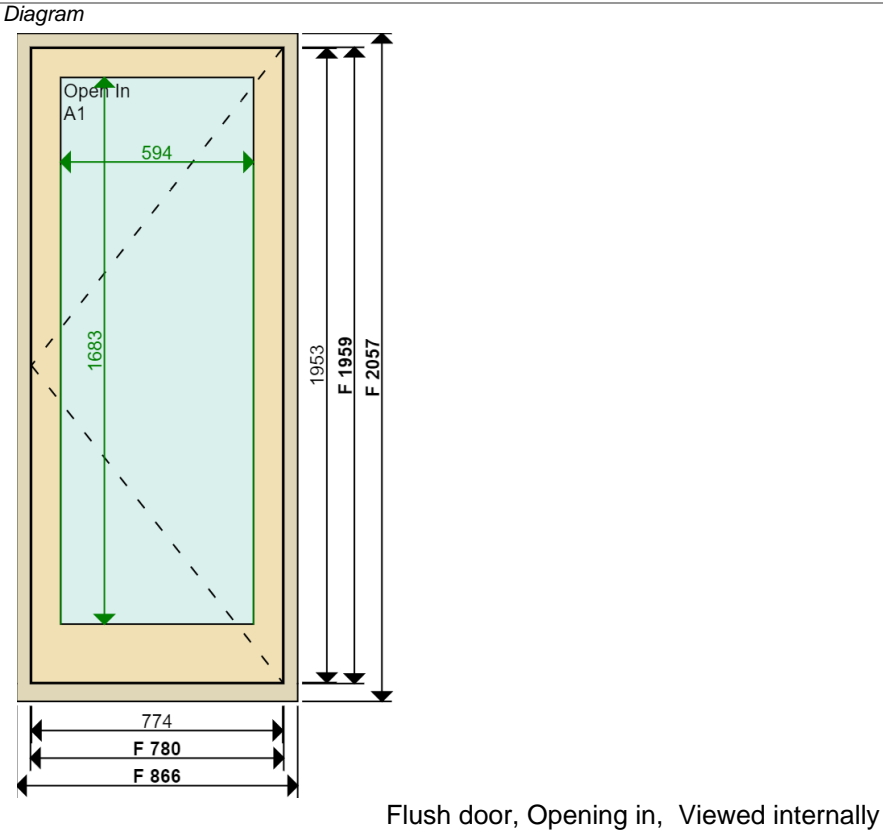




JOINERY DETAIL SHEET

1 x 1 Complete New Flush Door (DocL / WER) (Classic)

Customer	Rea	Job No	D36979	Item No	1	Sheet	1 of 2
----------	-----	--------	--------	---------	---	-------	--------



Sectional Details	
Frame Stop	Pencil Bead
Jamb Type	Solid Profiled
Head	93 x 58 mm
Jamb	93 x 58 mm
Finished Cill	135 x 70 mm
	
Door Head	90 mm
Door Stile	90 mm
Door Btm Rail (int)	180 mm Square
Door Thickness	56 mm
	
Glazing Bar	N/A
Profile	Ovolo
Moulding Cutter	6 x 13 with 4 mm shoulder
Glazing Rebate	15 x 37 mm

Location	Basement Front Kitchen
----------	------------------------

Material	Accoya sashes, Accoya frame, Hardwood cill	Quantity	1 of shown on drawing
----------	---	----------	--------------------------

Ironmongery
1 x 40/40 Euro Double Cylinder 80mm PB
2 x Keep for Multi Point Lock
1 x MPLS keep set for single
1 x Multipoint Door Lock for Master Leaf
2 x Normal Action Shoot Bolt - Yellow
1 x Pair of Victorian Scroll Handle for MPLS LH PB
3 x Security Hinge AB 4 Grade 13

Glazing			
	Internal Pane	Spacer	External Pane
Door	4mm Low E Toughened	16mm	6.4mm Clear Laminate
Dry Seal		Argon Filled	
Paint Finish			
Internal	Standard White		
External	Standard White		
Cill	Standard White		

Production Notes
2 13 5 37

Installation Notes	
Installed:	Externally
Security Grills:	Remove and Dispose

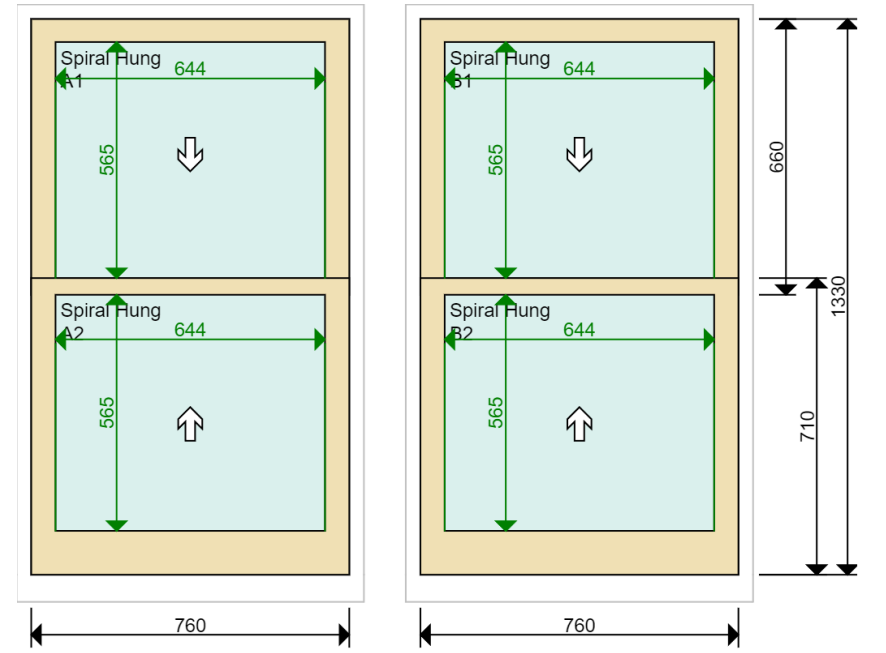
Job Tracking	Order received: 05-07-2023	Print date: 24-08-2023
	Sold by: Stav Stavrou	
	Surveyed by: Mark Reed	Last modified date: 24-08-2023

JOINERY DETAIL SHEET

1 x 2 Pairs of Sashes to Spiral Hung Sash Window


Customer	Rea	Job No	D36979	Item No	2	Sheet	1 of 3
----------	-----	--------	--------	---------	---	-------	--------

Diagram



Sectional Details

Sash Head	55 mm	
Sash Stile	58 mm	
Sash Btm Rail (int)	105 mm	Square
Sash Midrail	40 mm	
Sash Thickness	42 mm	
Top Sash Horn	No horn	
Btm Sash Horn	No horn	



Location	Ground Floor Front Kitchen	Glazing Bar	N/A
Material	Accoya	Profile	Ovolo
Quantity	1 of shown on drawing	Moulding Cutter	6 x 8 with 3 mm shoulder
		Glazing Rebate	15 x 29 mm

Ironmongery

- 2 x Brighton Catch Narrow Plate AB
- 2 x Lock Chubb Window Key
- 4 x Rola Lock AB
- 8 x Rola Lock Back Plate Fastener
- 4 x Sash Lift AB

Glazing

	Internal Pane	Spacer	External Pane
Top	4mm Low E	8mm	6.4mm Clear Laminate
Btm	4mm Low E Toughened	8mm	6.4mm Clear Laminate

Dry Seal

Argon Filled

Paint Finish

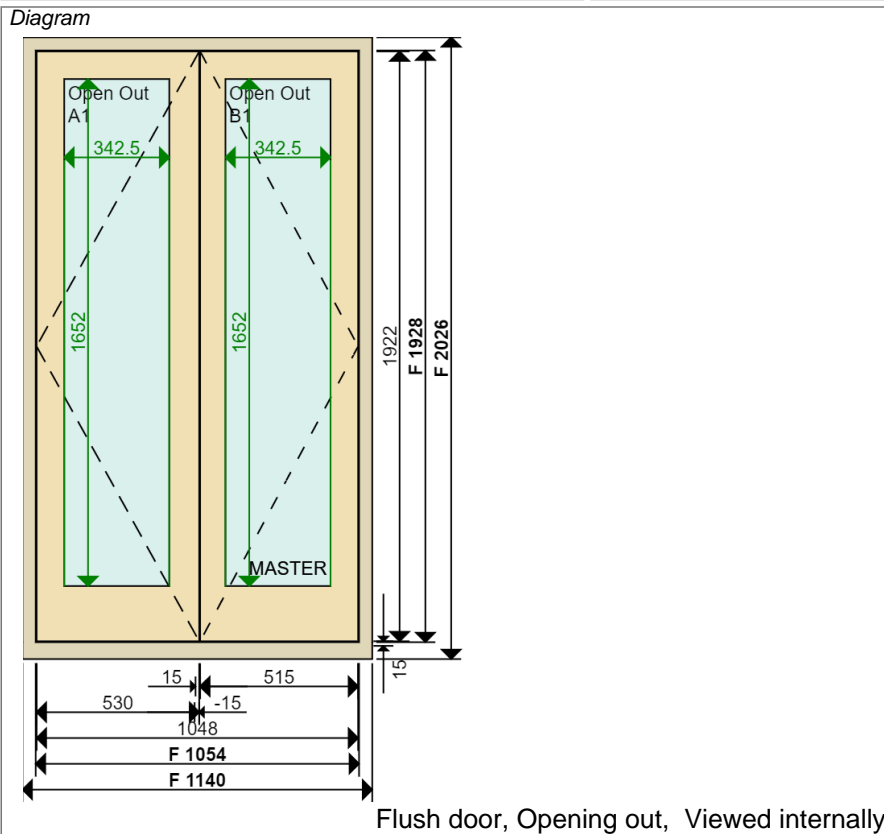
Internal	Standard White
External	Standard White
Cill	Standard White



Production Notes	Installation Notes
SASH RECESSED SPIRALS.	Installed: Internally
2 8 3 29	
Job Tracking	
Order received: 05-07-2023	Print date: 24-08-2023
Sold by: Stav Stavrou	
Surveyed by: Mark Reed	Last modified date: 24-08-2023

JOINERY DETAIL SHEET

1 x 1 Complete New Flush Door (DocL / WER) (Classic)

Customer	Rea	Job No	D36979	Item No	3	Sheet	1 of 2
----------	-----	--------	--------	---------	---	-------	--------



Sectional Details	
Frame Stop	Pencil Bead
Cill Stop	Square
Jamb Type	Solid Profiled
Head	93 x 58 mm
Jamb	93 x 58 mm
Finished Cill	135 x 70 mm
	
Door Head	90 mm
Door Stile	90 mm
Door Btm Rail (int)	180 mm Stepped
Door Meetintig Stile	183 mm incl. 3mm gap
Door Thickness	56 mm
	
Glazing Bar	N/A
Profile	Ovolo
Moulding Cutter	6 x 13 with 4 mm shoulder
Glazing Rebate	15 x 37 mm

Location	Basement Rear Kitchen
----------	-----------------------

Material	Accoya sashes, Accoya frame, Hardwood cill	Quantity	1 of shown on drawing
----------	---	----------	--------------------------

Ironmongery
4 x Keep for Multi Point Lock
1 x MPLS keep set for French
1 x Multipoint Door Lock for Master Leaf
1 x Multipoint Door Lock for Slave Leaf
4 x Normal Action Shoot Bolt - Yellow
1 x Pair of Victorian Scroll Handle for MPLS LH PC
1 x Pair of Victorian Scroll Handle for MPLS RH PC
6 x Security Hinge AB 4 Grade 13

Glazing			
	Internal Pane	Spacer	External Pane
Door	4mm Low E Toughened	16mm	6.4mm Clear Laminate
Dry Seal		Argon Filled	
Paint Finish			
Internal	Standard White		
External	Standard White		
Cill	Standard White		

Production Notes
2 13 5 37

Installation Notes
Installed: Externally
Security Grills: Remove and Dispose

Job Tracking 	
Order received: 05-07-2023	Print date: 24-08-2023
Sold by: Stav Stavrou	
Surveyed by: Mark Reed	Last modified date: 24-08-2023