©Scott Brownrigg Ltd
This drawing is to be read in conjunction with all relevant architect's and other designers' drawings and associated specifications. Figured dimensions only are to be taken from this drawing. All dimensions are to be checked on site before any work is put in hand.

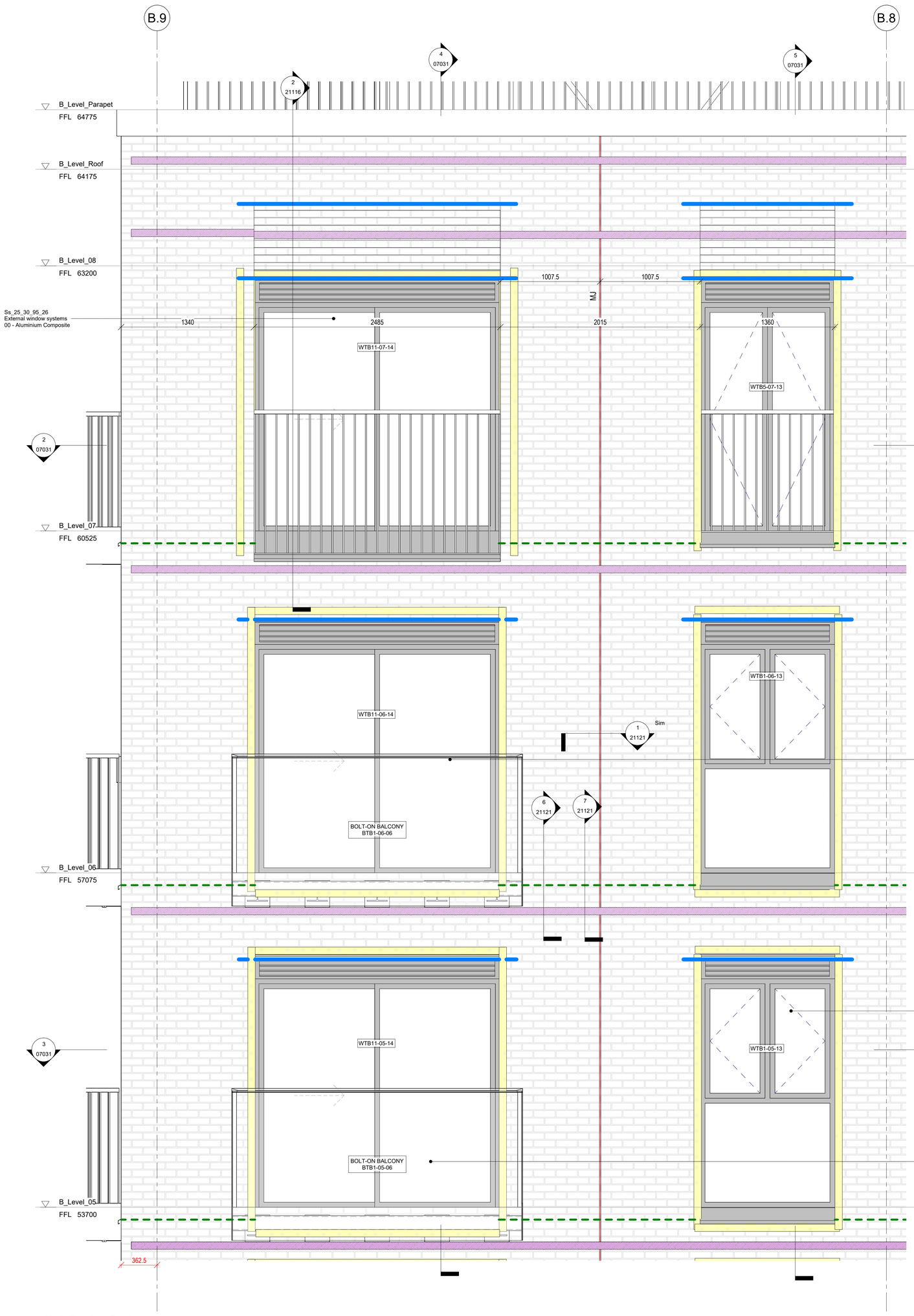

1 North Elevation - Bay 1
1 : 20
Ref.05201

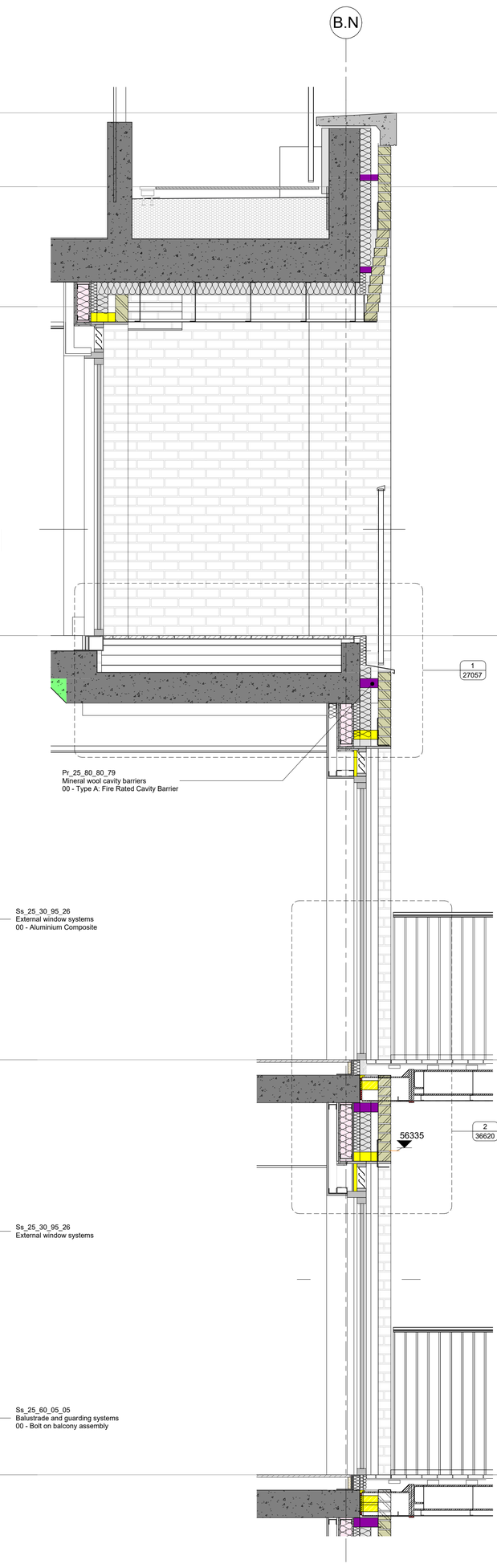

4 Bay 1 - Section A
1 : 20

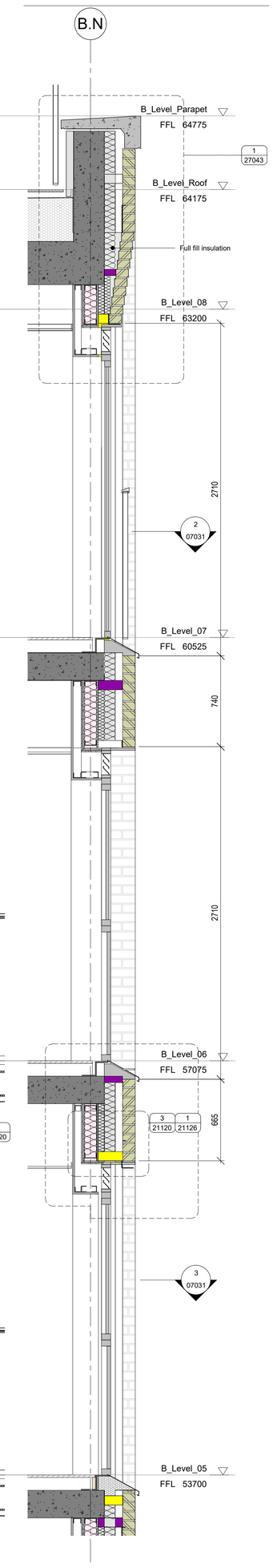

5 Bay 1 - Section B
1 : 20

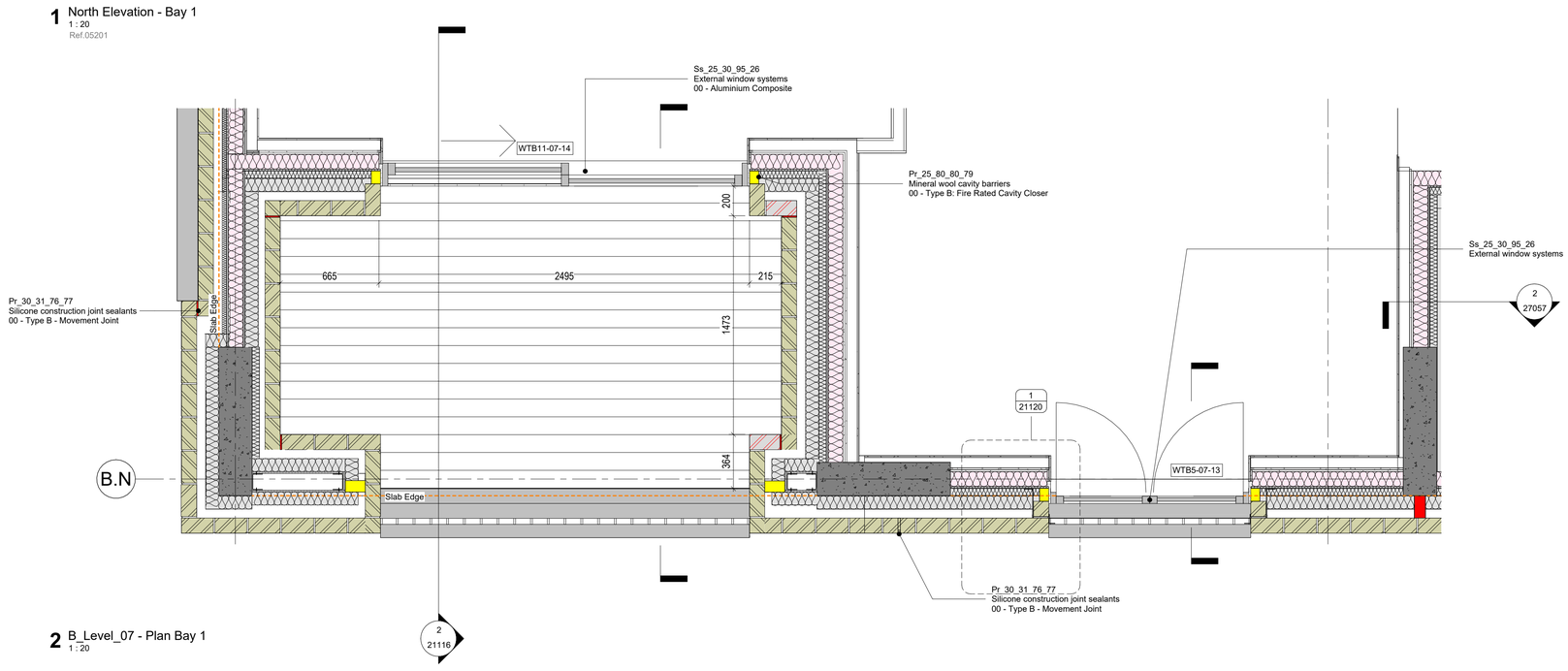

2 B_Level_07 - Plan Bay 1
1 : 20

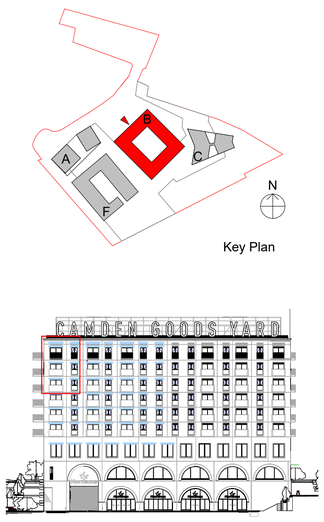

Key Plan

Bay location - North Elevation

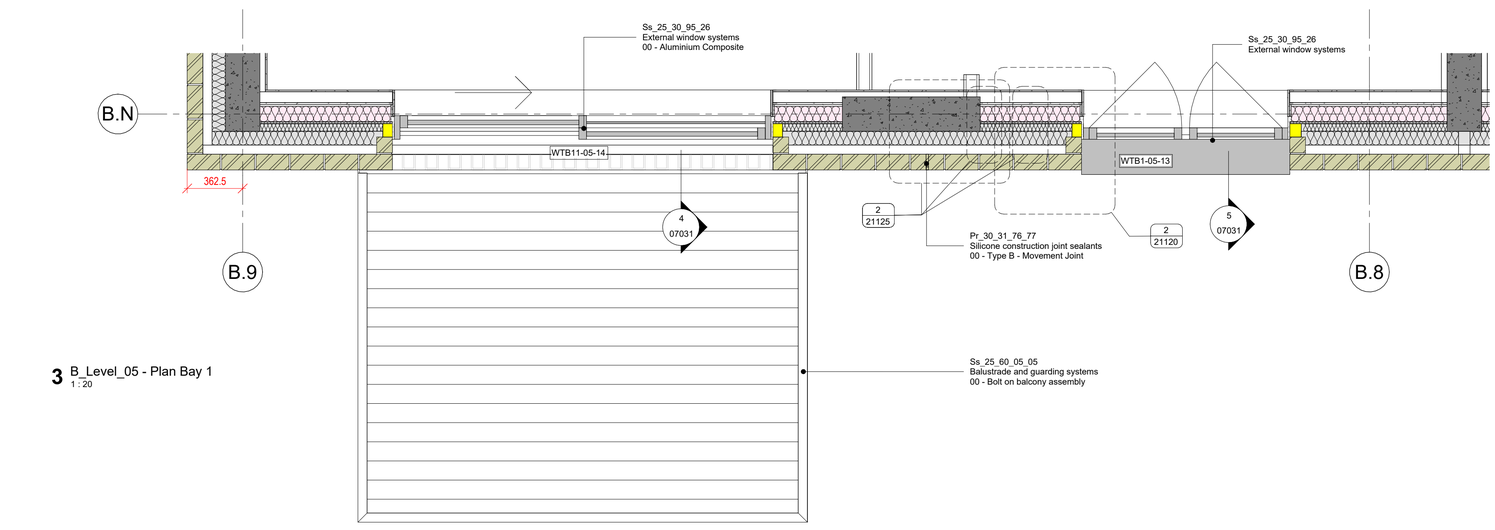

3 B_Level_05 - Plan Bay 1
1 : 20

LEGEND

Movement joints
Horizontal movement joints to be co-ordinated with masonry support
To be reviewed to conform with NHBC requirements

DPC

DRI — Dry Riser Inlet

Cavitiy barriers shown on 67 Series drawings

GENERAL NOTES

SETTING OUT - DO NOT SCALE from this drawing, use figured dimensions ONLY. If in doubt, ASK! Dimensions are shown to structural face generally, or to finished face of ducts and lining. All dimensions are shown in millimeters unless otherwise indicated. Angular dimensions are shown in decimal degrees to the nearest whole degree. Where items are to be fabricated off-site, site dimensions are to be used and confirmed prior to ordering or manufacturing.

STRUCTURAL - For design, detailing and setting out of structural elements refer to Structural Engineers drawings.

SERVICES - For design, detailing & setting out of services, including SVP's, Gas, Water, Electrics & Telecoms etc refer to M&E Engineers and Structural Engineers drawings.

FINISHES - For external wall finishes & wall types refer to Series 21 External Wall Types & Detail drawings

All information on this drawing must be read in conjuction with relevant series and specifications.

Revision	Description	Date	Drawn	Checked
C01	CONSTRUCTION ISSUE	24.02.23	CS	ACS

design delivery unit
77 Endell Street
London WC2H 9DZ
T +44 (0)20 7240 7766
W designdeliveryunit.com

Client's Name
St George North London Limited

St George
Designed for life

Job Title
Camden Goods Yard

Drawing Title
Building B Bay
Details Sheet1

Scale
As indicated @A0

Practice Project No.
20226

Client Project No. | Originator | Volume | Level | Type | Role | Number
CGYB0-DDU-B0-ZZ-DR-A-07031

Description: CONSTRUCTION
Rev: C01

Previous Drawing Number
CGYB0 - PTA - XXX - XX - DR - AR - 07031
Previous Revision
P1, Work in progress issue, 04.03.22

© Design Delivery Unit Ltd retain copyright of this drawing. It may not be copied, altered or reproduced in any way without their written authority.