




**LEGEND**

 Movement joints

Horizontal movement joints to be co-ordinated with masonry support

To be reviewed to conform with NHBC requirements

 DPC

 Dry Riser Inlet

Cavity barriers shown on 67 Series drawings

## GENERAL NOTES

**SETTING OUT - DO NOT SCALE** from this drawing, use figured dimensions. All dimensions are shown in millimeters unless otherwise indicated. Angles are to be shown in decimal degrees to the nearest whole degree. Where items are to be fabricated off-site, site dimensions are to be used and confirmed prior to ordering or manufacturing.

**STRUCTURAL** - For design, detailing and setting out of structural elements refer to Structural Engineers drawings.

**SERVICES** - For design, detailing & setting out of services, including SVP's, Gas, Water, Electricals & Telecoms etc refer to M&E Engineers and Structural Engineers drawings.

**FINISHES** - For external wall finishes & wall types refer to Series 21 External Wall Types & Detail drawings

All information on this drawing must be read in conjunction with relevant series and specifications.

C01	CONSTRUCTION ISSUE	24.02.23	CS	ACS
Revision	Description	Date:	Drawn	Checked
<div style="text-align: right;">  </div> <p>77 Endell Street London WC2H 9DZ T +44 (0)20 7240 7766 W designdeliveryunit.com</p> <hr/> <p>Client's Name</p> <h1>St George North London Limited</h1>				