

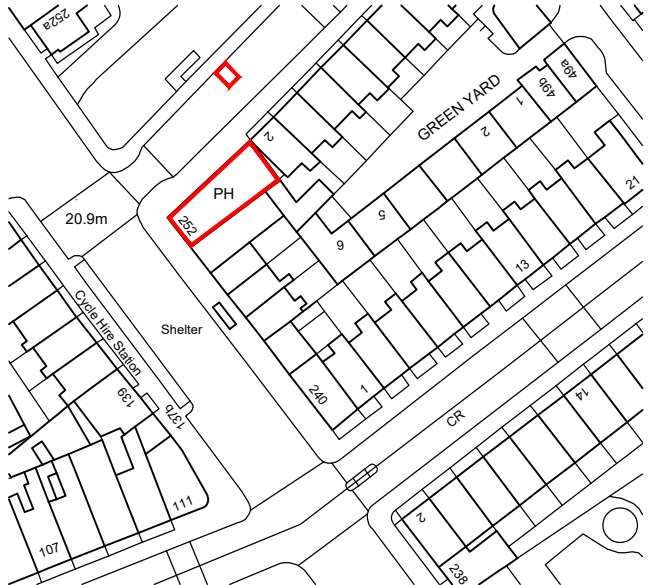
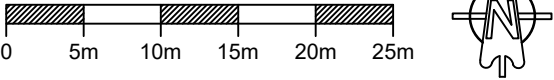
GENERAL NOTES:  
1. THIS DRAWING IS TO BE READ IN CONJUNCTION WITH THE OTHER RELEVANT CONSULTANTS DRAWINGS.  
2. ALL FINISHES ARE TO CONFORM TO THE CURRENT BUILDING REGULATIONS.  
3. REFER TO A SEPARATE DOCUMENT FOR THE DESIGNERS RISK ASSESSMENT.  
4. ALL WORKS OR MATERIALS INDICATED ON THIS DRAWING ARE TO BE TO THE LATEST RELEVANT BRITISH STANDARDS AND CARRIED OUT IN ACCORDANCE WITH THE BRITISH STANDARDS CODES OF PRACTICE OR RECOGNIZED INSTITUTE OR TRADE ASSOCIATION RECOMMENDATIONS AND PUBLICATIONS.



Ordnance Survey, (c) Crown Copyright 2023. All rights reserved. Licence number 100022432

Block Plan

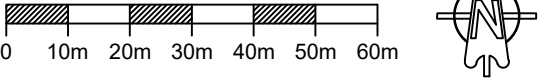
1:500 scale



Ordnance Survey, (c) Crown Copyright 2023. All rights reserved. Licence number 100022432

Location Plan

1:1250 scale



KEY

Development Plot

P2	Sep 2023	Amended red line for cycle store	CG	
Revision	Date	Description	Dwn	Chkd



Lansdowne House  
25-26 Hampshire Terrace  
Portsmouth PO1 2QF  
Hampshire England  
Tel: (023) 92 755 333  
E-Mail: admin@plcarchitects.com  
Web: www.plcarchitects.com

Client :

Project :  
The Calthorpe Arms,  
Bloomsbury  
London

Drawing Title :  
Block Plan &  
Location Plan

Drawn By	Date	Checked By	Date	Approved By	Date
CG	Sep'23				

Drawing No.	Revision	Scale
23.3407.100	P2	as stated A3