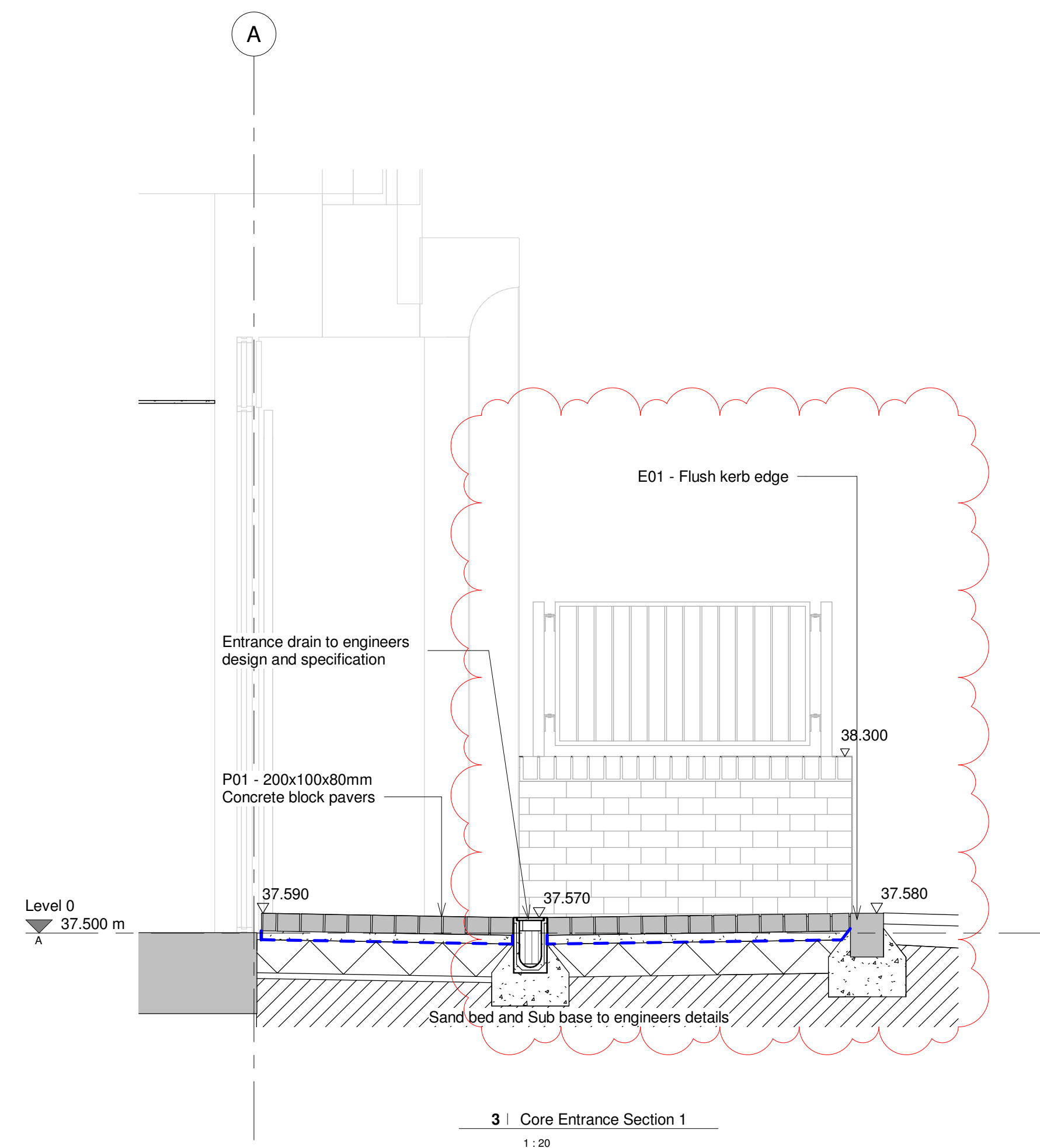
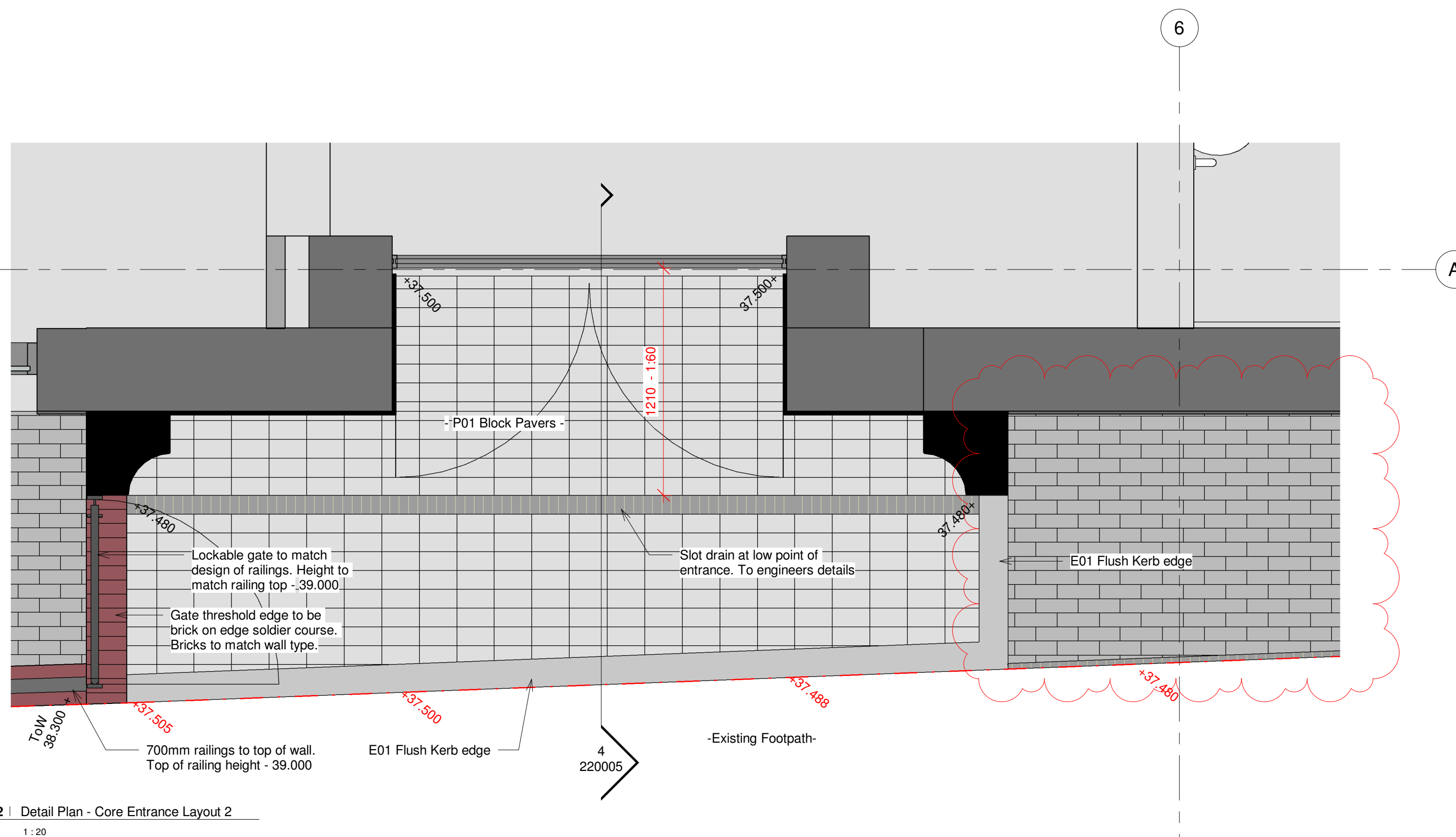


1 | Detail Plan - Core Entrance Layout 1
1:20

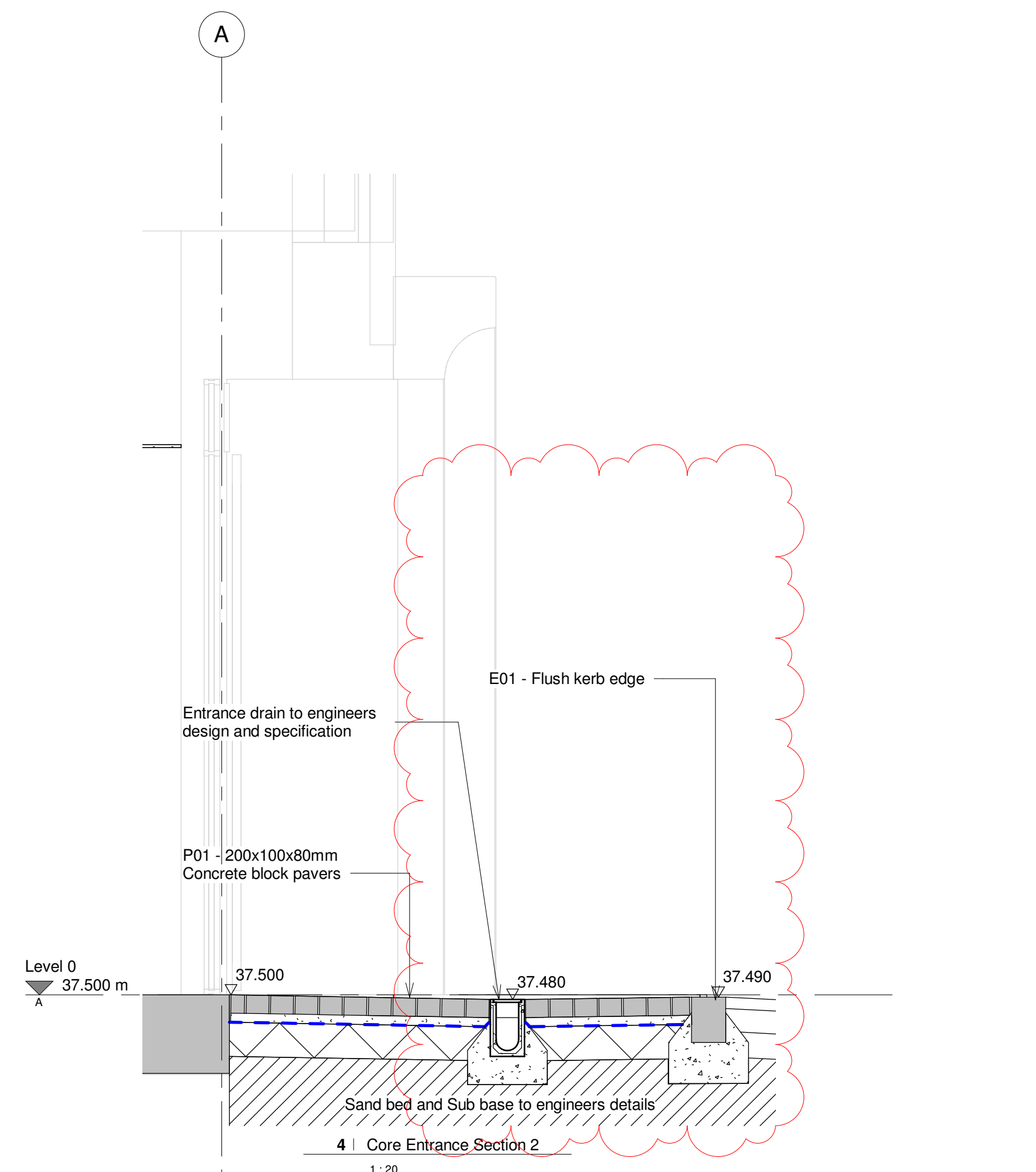


3 | Core Entrance Section 1
1:20

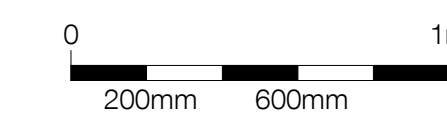
+37.488 Proposed levels
+37.488 Existing levels to be retained



2 | Detail Plan - Core Entrance Layout 2
1:20



4 | Core Entrance Section 2
1:20



Notes

1. Do not scale this drawing.
2. All dimensions must be checked on site and any discrepancies verified with the architect.
3. Unless shown otherwise, all dimensions are to structural surfaces.
4. Drawing to be read with all other issued information. Any discrepancies to be brought to the attention of the architect.
5. This drawing is the copyright of Levitt Bernstein and may not be copied, altered or reproduced in any form, or passed to a third party without license or written consent.
6. This document is prepared for the sole use of GM London and no liability to any other persons is accepted by Levitt Bernstein. Levitt Bernstein accepts no liability for use of this drawing by parties other than the party for whom it was prepared or for purposes other than those for which it was prepared.

This is not a construction drawing, it is unsuitable for the purpose of construction and must on no account be used as such.

Rev	Date	Description	Drawn / Checked
P02	18/10/22	Planting removed from core entrances	SA
P01	29/09/22	Planning Condition Submission	SA

Project name

19-37 Highgate Road
Landscape Model

Drawing number
3888 - LB - XX - 00 - DS - L - 220005 P02

Purpose of issue
PLANNING

Scale
1:20 @ A1

Date
07/15/22

Client
GM London

Levitt Bernstein
levittbernstein.co.uk

London
Thane Studios
2-4 Thane Villas
London N7 7PA
+44 (0)20 7275 7676

Manchester
Bonded Warehouse
18 Lower Byron Street
Manchester M3 4AP
+44 (0)161 699 8740