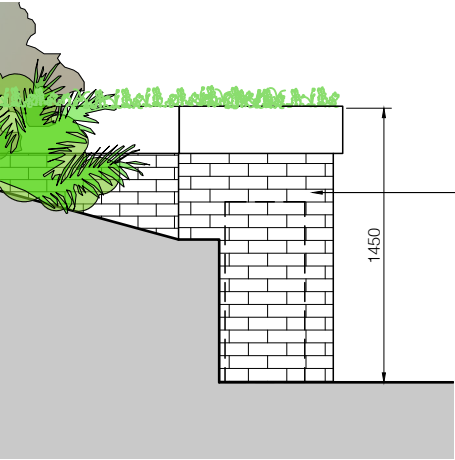
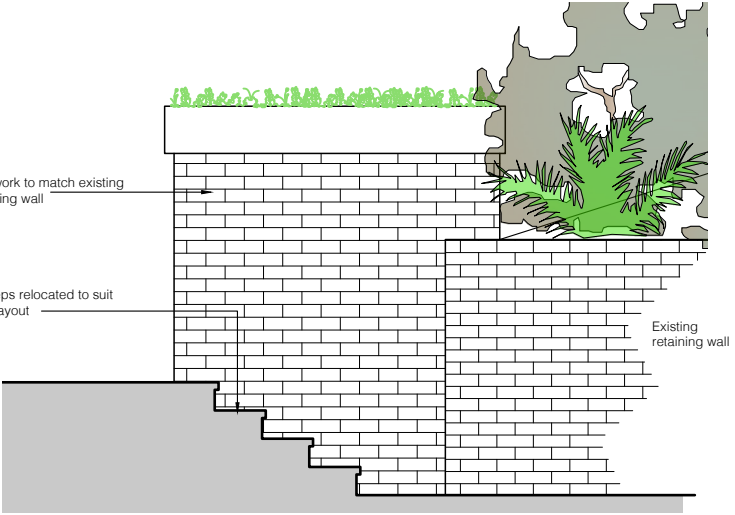


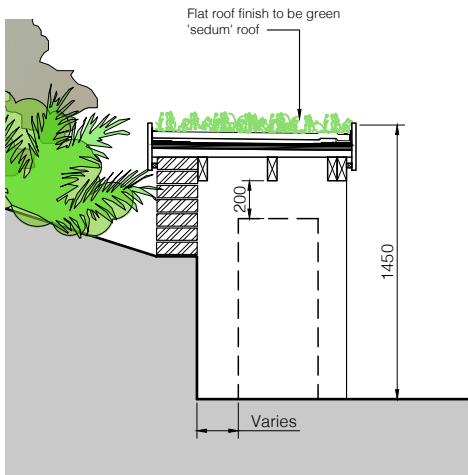
PROPOSED PLAN SHOWING ASHP ENCLOSURE
SCALE 1:20 @ A1



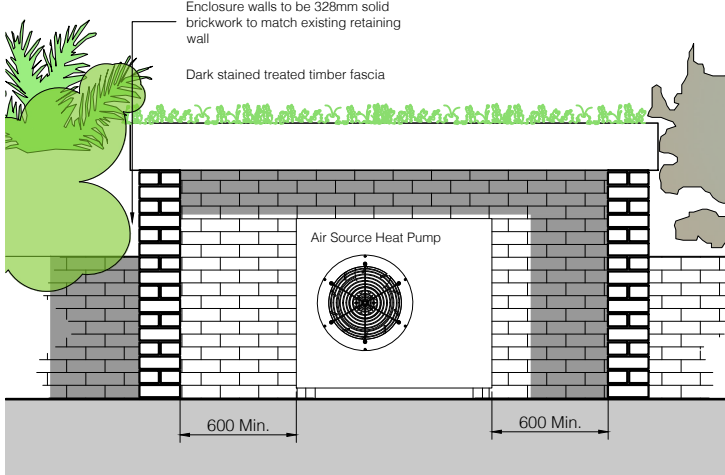
PROPOSED SIDE ELEVATION
SCALE 1:25 @ A1



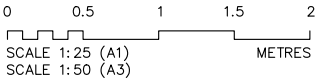
PROPOSED SIDE ELEVATION
SCALE 1:25 @ A1



PROPOSED SECTION THROUGH ENCLOSURE
SCALE 1:25 @ A1



PROPOSED FRONT ELEVATION
SCALE 1:25 @ A1



Notes:
DO NOT SCALE THIS DRAWING UNLESS USED FOR PLANNING PURPOSES. USE FIGURED DIMENSIONS ONLY CONTRACTORS ARE RESPONSIBLE FOR TAKING AND CHECKING SITE DIMENSIONS
DESIGN COPYRIGHT IS VESTED IN THE ARCHITECT FROM WHOM CONSENT MUST BE OBTAINED FOR COPYING OR REPRODUCING THIS DRAWING

Rev.	Date	Comment	By
------	------	---------	----

Do not scale from this drawing unless used for planning purposes
All dimensions are to be checked and confirmed on site
Any discrepancies are to be reported immediately to the Architect or Main Contractor

COPYRIGHT © 2013
ALL RIGHTS DESCRIBED IN THE CHAPTER IV OF THE COPYRIGHT
DESIGN AND PATENTS ACT 1988, HAVE BEEN GENERALLY ASSERTED

Client
Mr & Mrs Kershen

Project
The Cottage
Spaniards Road, London NW3 7JH

Drawing
Proposed ASHP Enclosure

Project No.	Drawing No.	Issue	Status
1362	PL-22	-	-
Scale	Date	Drawn By	Checked By
As Shown	Oct'23	JP	NH

HP Architects
(E): rickhaseltine@hparchitects.uk
(E): jampresland@hparchitects.uk
(W): www.hparchitects.uk