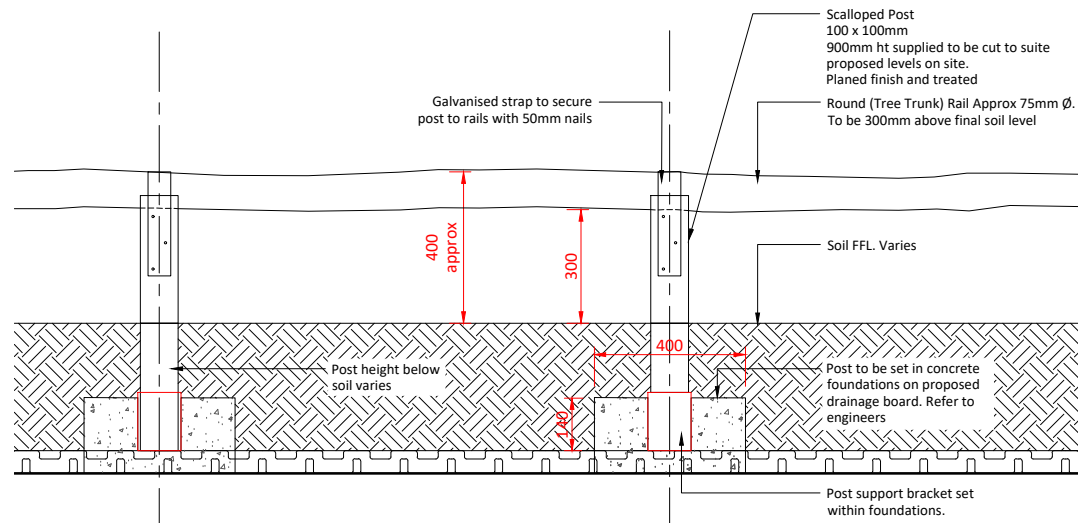
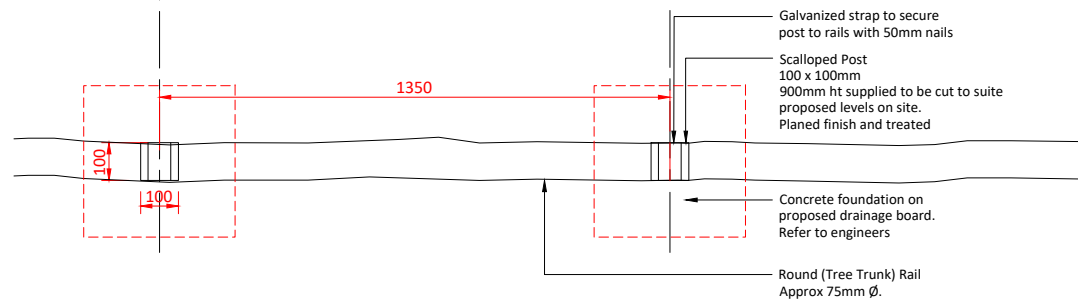


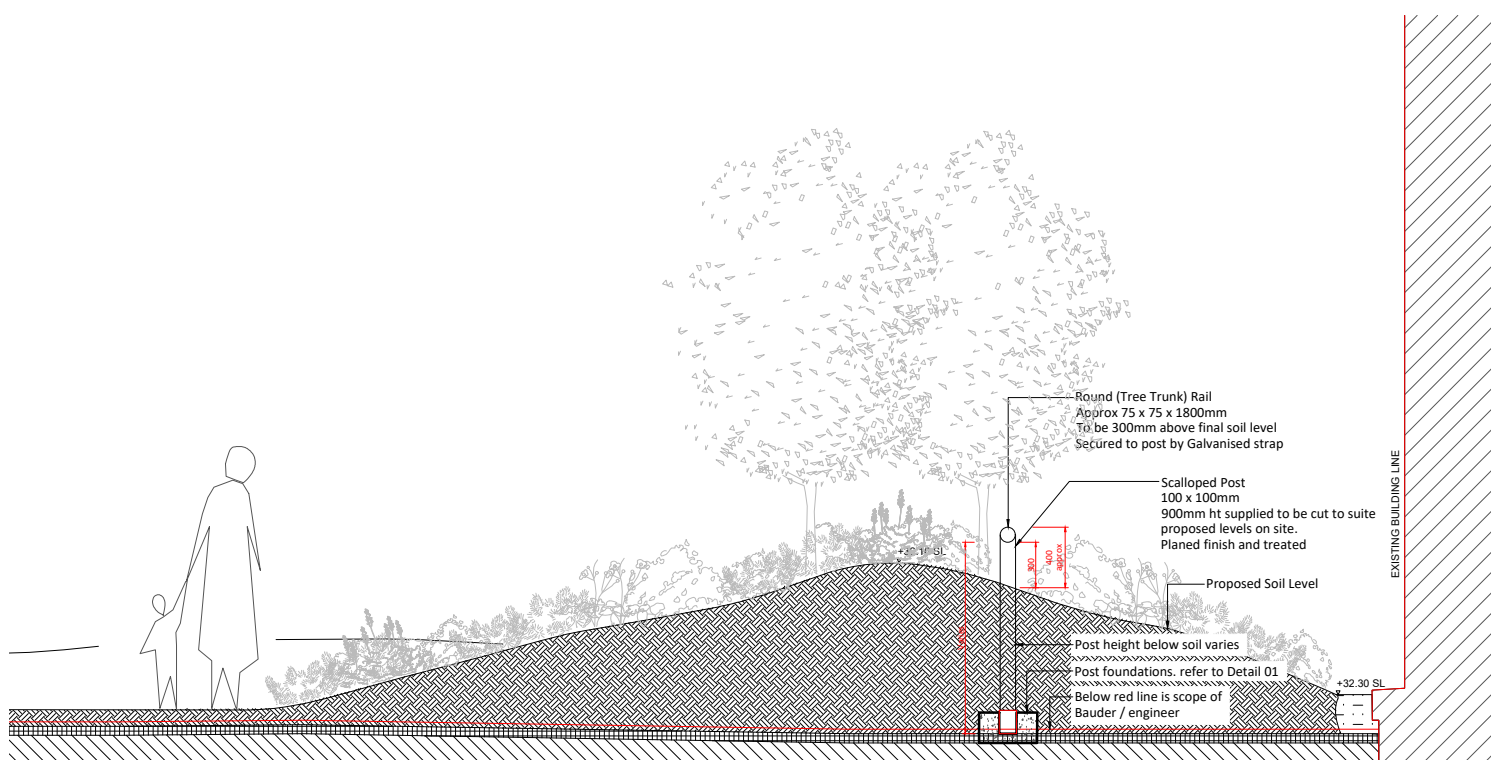
1 Location Plan
1:200 @ A3



2 Proposed Knee Rail Detail
1:20 @ A3



3 Proposed Knee Rail Plan Detail
1:20 @ A3



4 Detail Section - Knee Rail
1:50 @ A3



5 Proposed Knee Rail Axo
NTS

Notes:

- Drawings to be read in conjunction with ONB Specifications
- Drawings to be read in conjunction with other consultants drawings and specifications
- Construction issue - Do not scale from this drawing
- **All dimensions, setting out and levels to be checked and confirmed prior to construction**
- Contractors to supply shop drawings based on site measures prior to manufacture

P01	05.10.23	BS	BS	For planning condition discharge
P00	04.10.23	MF	BS	For Information

Rev: Date: Dn: Chk: Description:

Stage:
STAGE 5
Title:
**MAPLE HOUSE
Typical Knee Rail
Detail**

0m 1m 2.5m 5m

Job No.: 061 Revision: P01
Scale: 1:20 Drawing No.:
Sheet Size: A3 061-SK50

FOR PLANNING CONDITION DISCHARGE