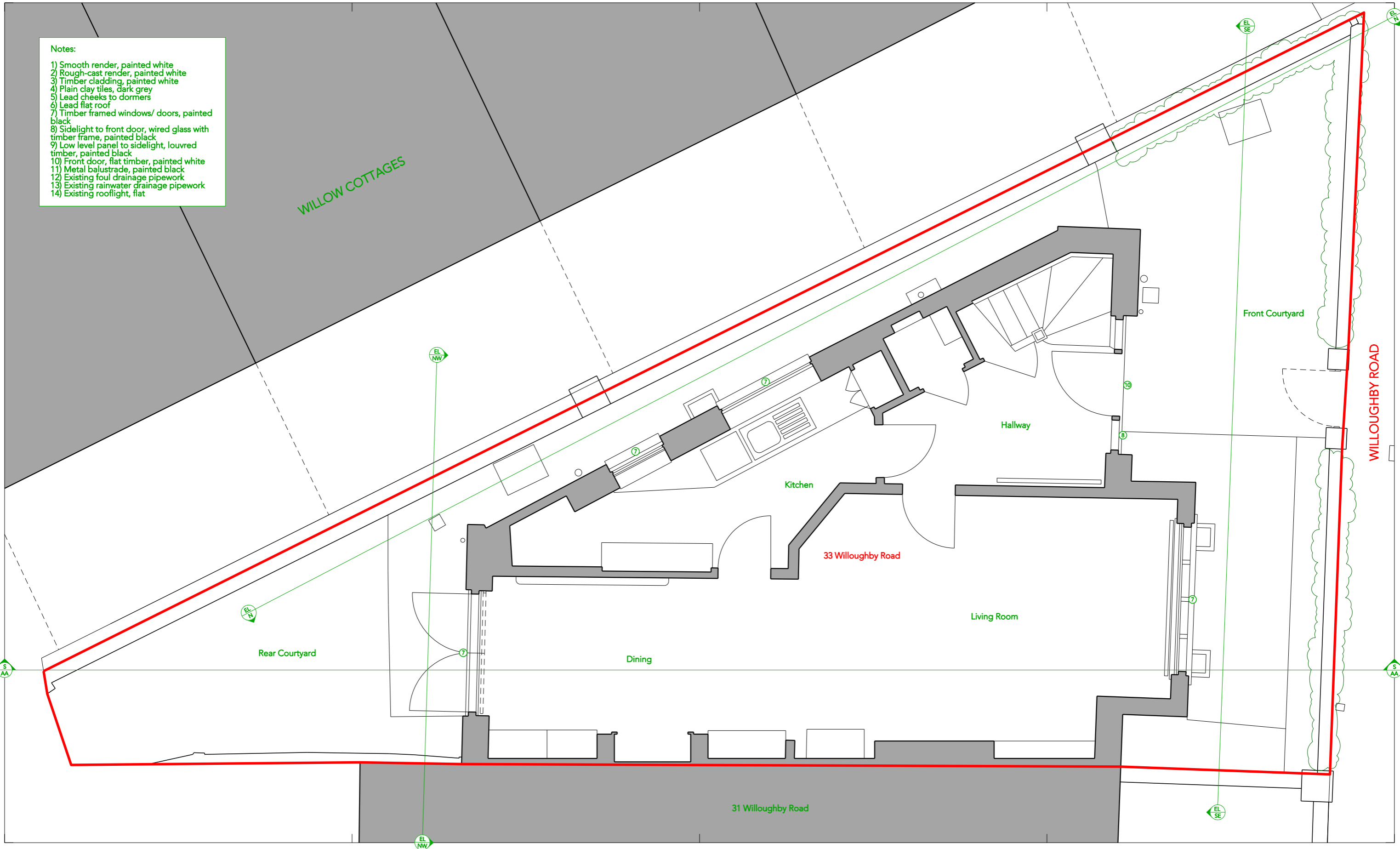


Notes:

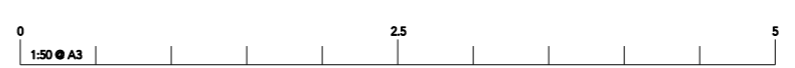
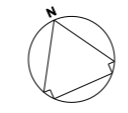
- 1) Smooth render, painted white
- 2) Rough-cast render, painted white
- 3) Timber cladding, painted white
- 4) Plain clay tiles, dark grey
- 5) Lead cheeks to dormers
- 6) Lead flat roof
- 7) Timber framed windows/ doors, painted black
- 8) Sidelight to front door, wired glass with timber frame, painted black
- 9) Low level panel to sidelight, louvred timber, painted black
- 10) Front door, flat timber, painted white
- 11) Metal balustrade, painted black
- 12) Existing foul drainage pipework
- 13) Existing rainwater drainage pipework
- 14) Existing rooflight, flat



Rev	Description	Date

Notes 1. Do not scale unless for planning purposes.
 2. Contractors to check dimensions of all issued drawings on site.
 3. All information is copyright Gutfeld Architecture

--- DEMOLITIONS
--- SITE BOUNDARY
 EXISTING BUILDINGS



Project 33 Willoughby Road, London, NW3 1RT			
Client	Mr & Mrs Lewis Jones	No.	064 E P 00
		Rev	
Title	Existing Ground Floor Plan	Scale	1:50 @ A3
Status	Existing	Date	June 2021
www.gutfeldarchitecture.co.uk mail@gutfeldarchitecture.co.uk +44 (0)118 907 6355			

