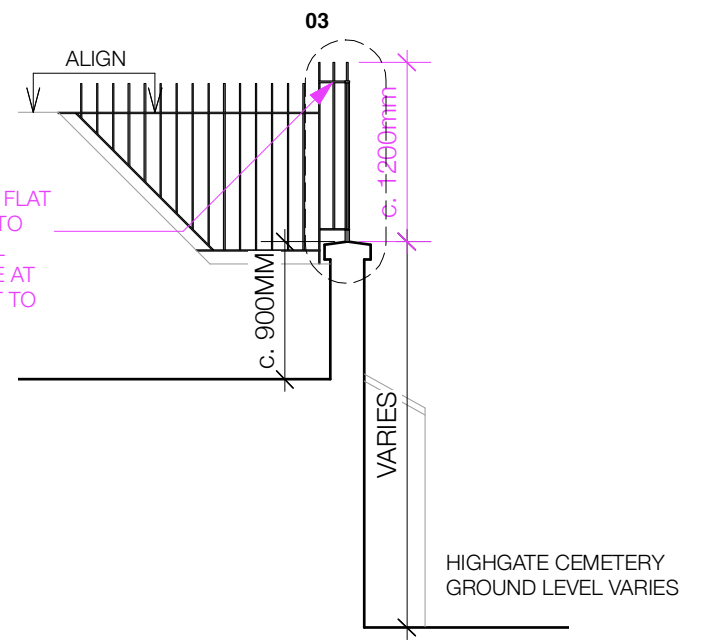
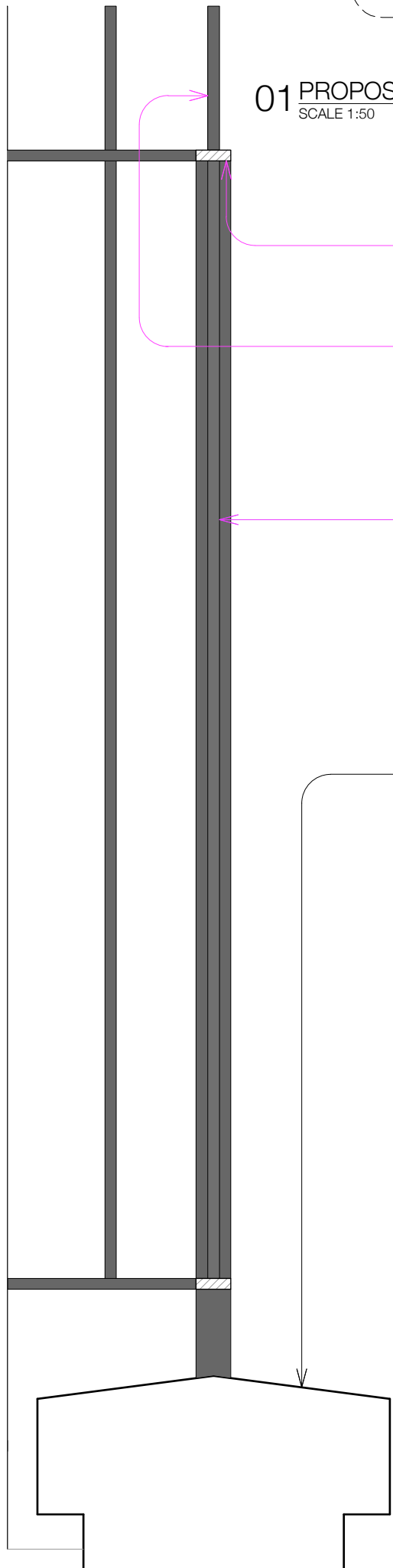


01 PROPOSED ELEVATION (REFER TO 2116_601)
SCALE 1:50



02 PROPOSED REAR WALL SECTION AA (REFER TO 2116_601)
SCALE 1:50



03 PROPOSED DETAILED SECTION AA
SCALE 1:50

10x30 HORIZONTAL FLAT TOP AND BOTTOM TO SUPPORT VERTICAL RODS.

10MM CIRCULAR DIAMETER STEEL ROD IN LOCATION OF VERTICAL FLAT WELDED TO TOP TO MATCH ADJACENT ROD

ALL PROPOSED METAL WORK PAINTED BLACK

10mm CIRCULAR DIAMETER STEEL ROD c. 100MM C/C

10x30m STEEL FLAT FIXED VERTICAL TO EXISTING CAPPING STONE AT REGULAR CENTRES WITH ANGLE AND RESIN BOLTED FIXING

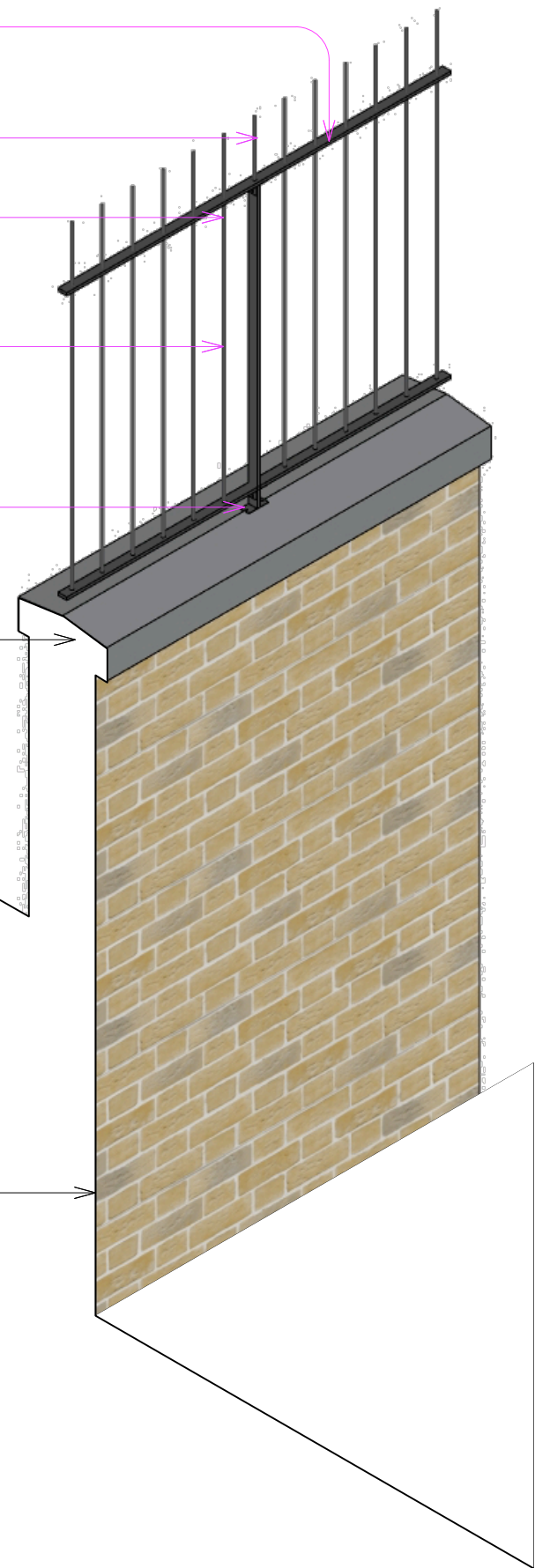
CAPPING

BRICK WALL

ANNOTATIONS

— PROPOSED

— EXISTING



04 PROPOSED 3D ISOMETRIC DETAILED SECTION

STATUS: INFORMATION

SCALE: PLAN @1:50 @ A3

DATE: 3rd OCTOBER 2023

DRAWING NO: 2116-SK07

TITLE: DETAIL 3D REAR FENCE SKETCH

PROJECT: **MANASSEH STUDIO**

jpa

T: +44 (0) 1590 626465
www.johnpardeyarchitects.com