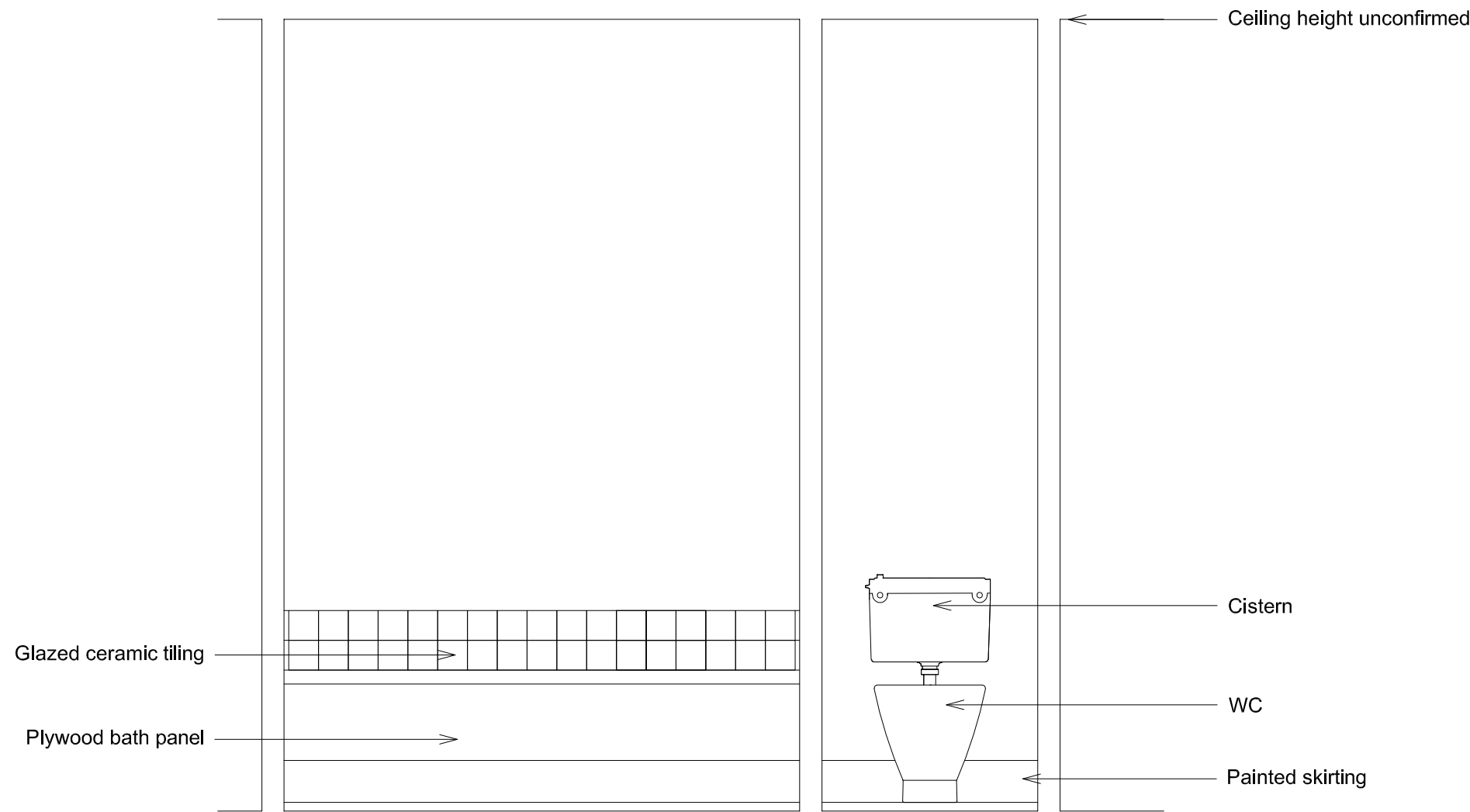
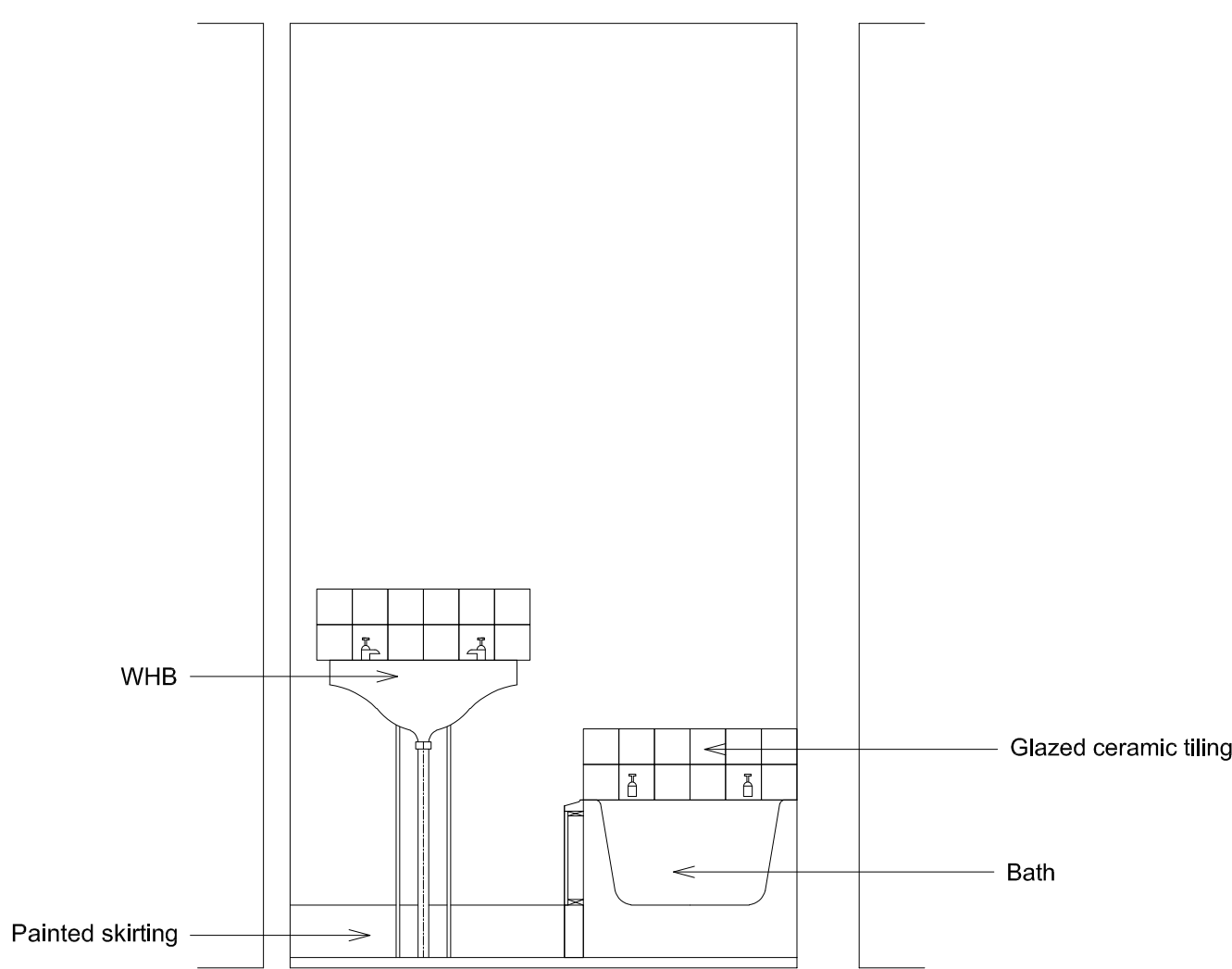


01 Bathroom Plan
930 1:20



02 Elevation A
930 1:20

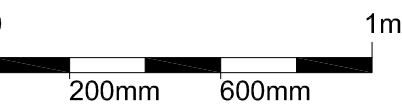


03 Elevation B
930 1:20

Notes

1. Do not scale this drawing.
2. All dimensions must be checked on site and any discrepancies verified with the architect.
3. Unless shown otherwise, all dimensions are to structural surfaces.
4. Drawing to be read with all other issued information. Any discrepancies to be brought to the attention of the architect.
5. This drawing is the copyright of Levitt Bernstein and may not be copied, altered or reproduced in any form, or passed to a third party without license or written consent.

This is not a construction drawing, it is unsuitable for the purpose of construction and must on no account be used as such.



1. Note that these drawings show typical dimensions whereas dwellings will vary - in particular, to suit the curvature of the railway line adjacent.
2. Services routes cannot be confirmed until full, invasive surveys are undertaken. Services are therefore shown indicatively.

P1	27.09.23	ISSUE FOR PLANNING	KS
Rev	Date	Description	Initials

Project name

Alexandra Road Estate
Occupational Therapy Adjustments

Drawing number Rev

2504_LB_B_00_DP_A_103000 **P1**

Drawing

EXISTING BATHROOM - FLAT 80A

Purpose of issue Date
PLANNING **SEPT 2023**

Scale Drawn
1:20 @ A1 **KS**

Client Checked
London Borough of Camden **PM**

Levitt Bernstein
levittbernstein.co.uk

London
Thane Studios,
2-4 Thane Villas,
London N7 7PA
+44 (0)20 7275 7676

Manchester
Bonded Warehouse,
18 Lower Byrom Street
Manchester M3 4AP
+44 (0)16 1669 8740