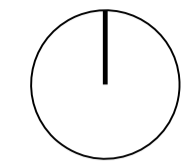


1:50@A3



1:25@A1



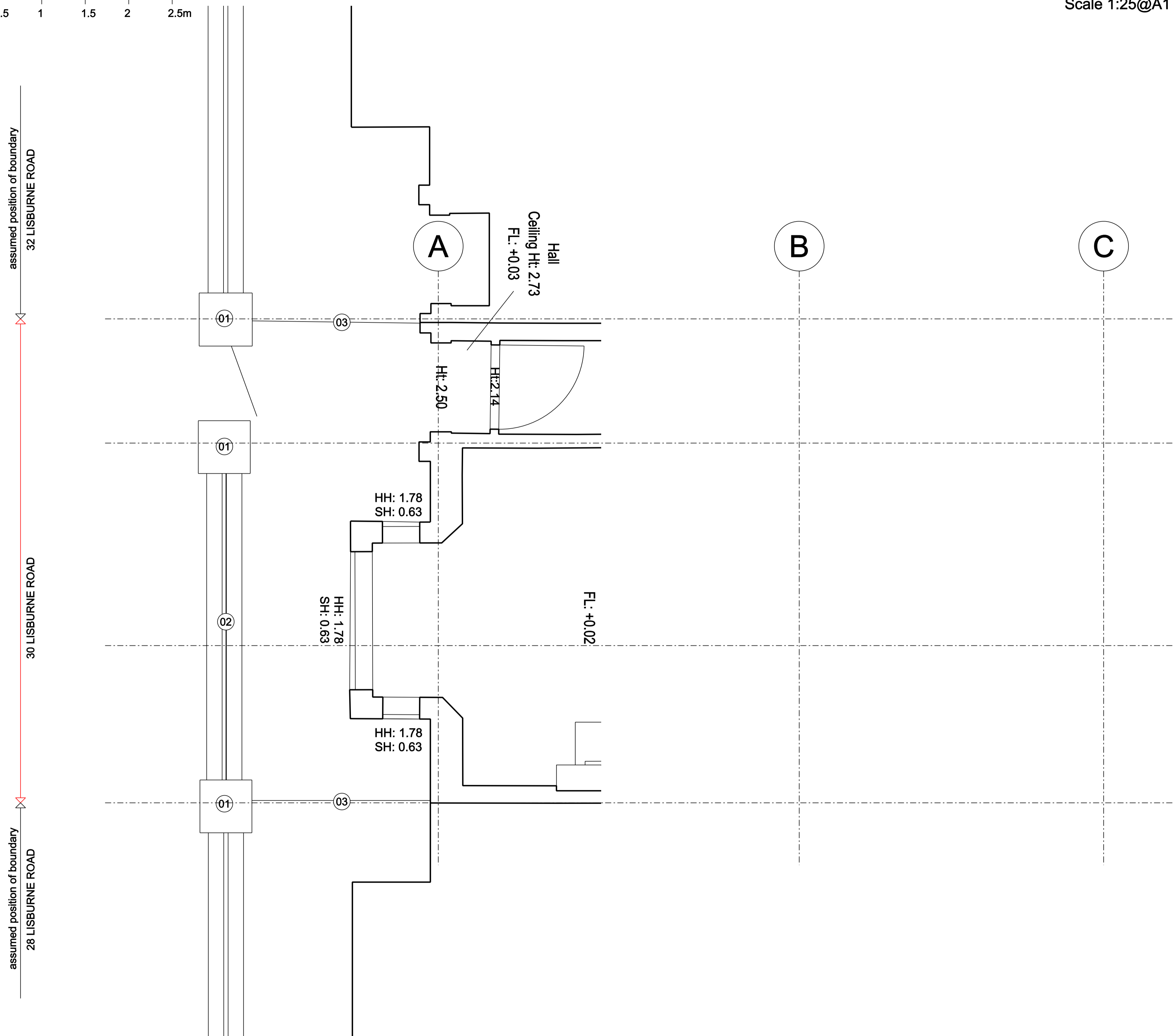
EXISTING FRONT GARDEN ARRANGEMENT

Scale 1:25@A1 / 1:50@A3

ROUNDROBIN studio SHALL HAVE NO RESPONSIBILITY FOR ANY USE MADE OF THIS DOCUMENT OTHER THAN FOR THAT WHICH IT WAS PREPARED AND ISSUED.
ALL DIMENSIONS AND LEVELS SHOULD BE CHECKED ON SITE.
DO NOT SCALE FROM THIS DRAWING.
ANY DRAWING ERRORS OR DIVERGENCES SHOULD BE BROUGHT TO OUR ATTENTION AT THE ADDRESS SHOWN BELOW.

NOTES

- 01. Red stock brick, Flemish bond Reconstituted stone copings
- 02. Black painted traditional metal railings and gate
- 03. Indicative black painted metal railings and gate (neighbours)




..
..
..
..
..
..
01	Revised Planning	AM	AM	09/08/23
-	Planning	AM	AM	23/06/23

FIRST ISSUE

REVISION/DESCRIPTION	DRAWN	CHECKED	DATE

KEY

CURT LIND



23 Elsworth Road, Camden Town
London NW3 3DS, United Kingdom
T +44 (0)20 3737 2141
E contact@roundrobinstudio.com

PROJECT TITLE
30 Lisburne Rd

PROJECT NUMBER
P2105

DRAWING TITLE
Front garden Existing

SCALE
1:100@A3

DATE
09/08/23

DRAWN BY
(20)1100AP

REVISION
01