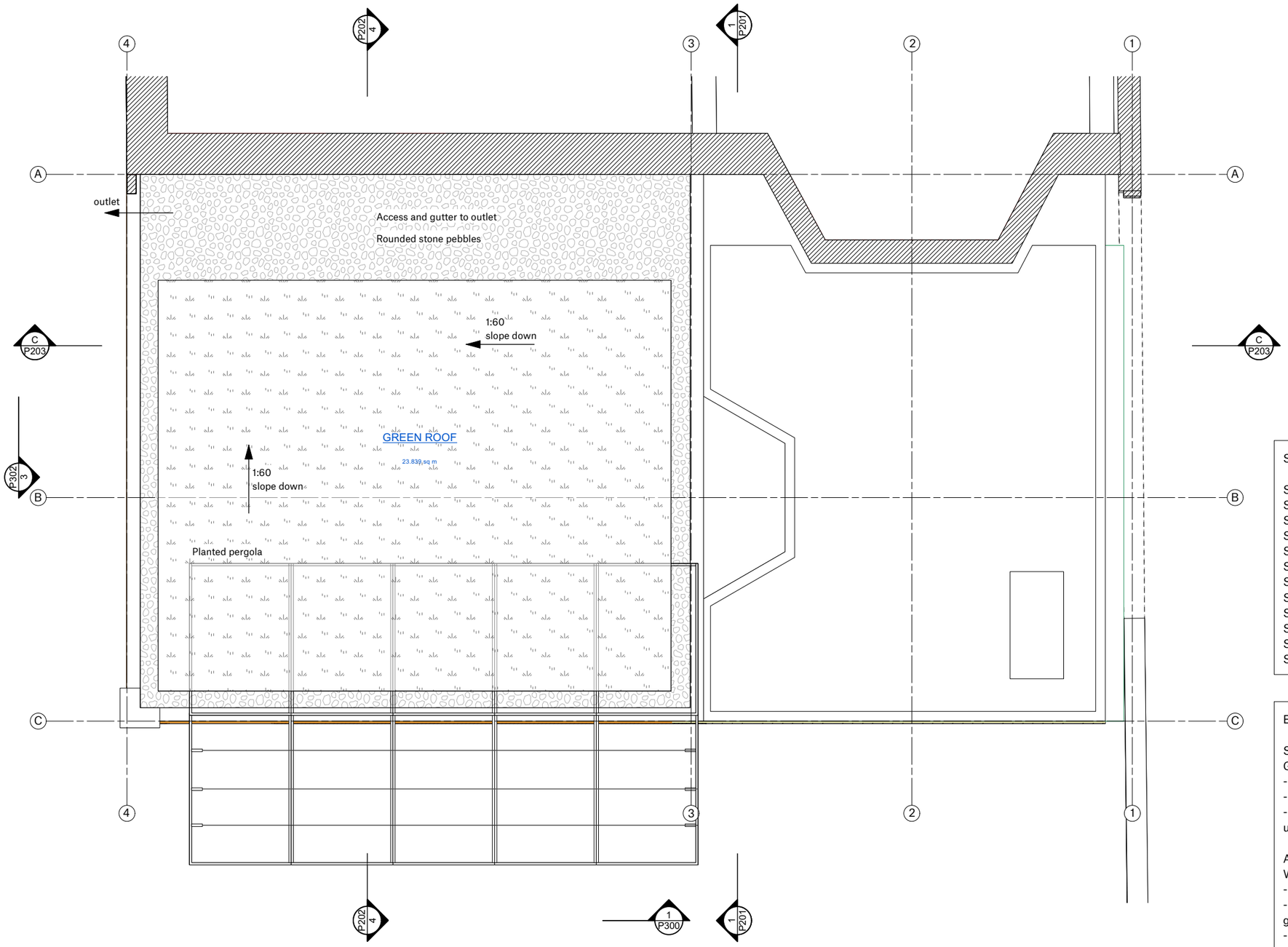

NOTES

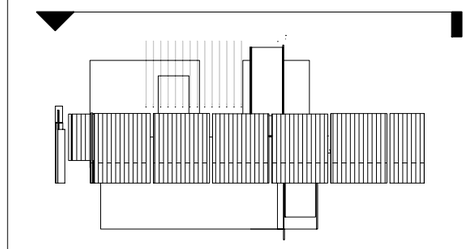

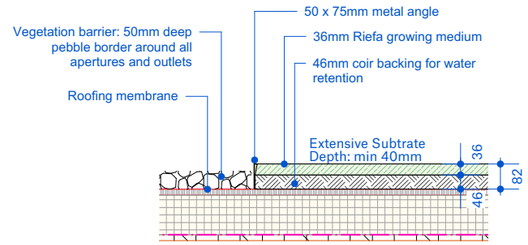

1 Extensive Green Roof Detail
Scale: 1:20

Species, Sedum blanket

Sedum acre
Sedum album - bela d'Iverno
Sedum ewersie
Sedum Kamtschaticum - ellacombianum
Sedum Kamtschaticum - weinstephaner gold
Sedum montanum orientale
Sedum pulchellum
Sedum rupestri (reflexum)
Sedum sexangulare
Sedum spurium - mesemlanthemum = Delosferma
Sedum spurium - mesemlanthemum = hallii
Sedum verticillatam

Extensive Green Roof Maintenance

Spring
General Maintenance; Insepct for poor growth; Fertilising
- Remove debris and leaves to avoid suffocating sedum plants.
- Inspect vegetation for any poor growth areas.
- Annual application of good organic fertiliser applied at the rate of 80gm/m² using a hand held spreader or strewn by hand from a bucket.

Autumn
Weeding and cleaning; Bare patches
- Remove weeds from planting area by hand.
- Removal accumulated leaf litter from roof surface, rainwater outlets and gutters.
- Take clumps of Sedum from areas of abundant growth and place on bare patches pressing gently into the soil. They can then have a light sprinkling of sand mixed with compost.

NEIGHBOURHOOD
18 Ashwin Street,
London,
E8 3DL

www.neighbourhood-studio.com

Notes
01. Drawings indicate design intent only. The contractor & relevant consultants & / or sub-contractors to ensure all current building regulations, standards & other statutory requirements, codes of practice and landlord requirements are implemented with design development & construction.
02. Do not scale off this drawing. All dimensions to be checked on site.
03. Read in conjunction with all relevant specifications, schedules and drawings. Any discrepancies to be reported immediately prior to finishes being applied.
04. The contractor is to agree any variations with neighbourhood/the client prior to construction or procurement of any materials/manufacture

© COPYRIGHT 2023 neighbourhood-studio

N

Rev.	Date	Issue Notes

Sheet Title
GA Green Roof Details

Project Title
Canfield Gardens

Scale
1:50

Drawn By

Sheet No.
P103