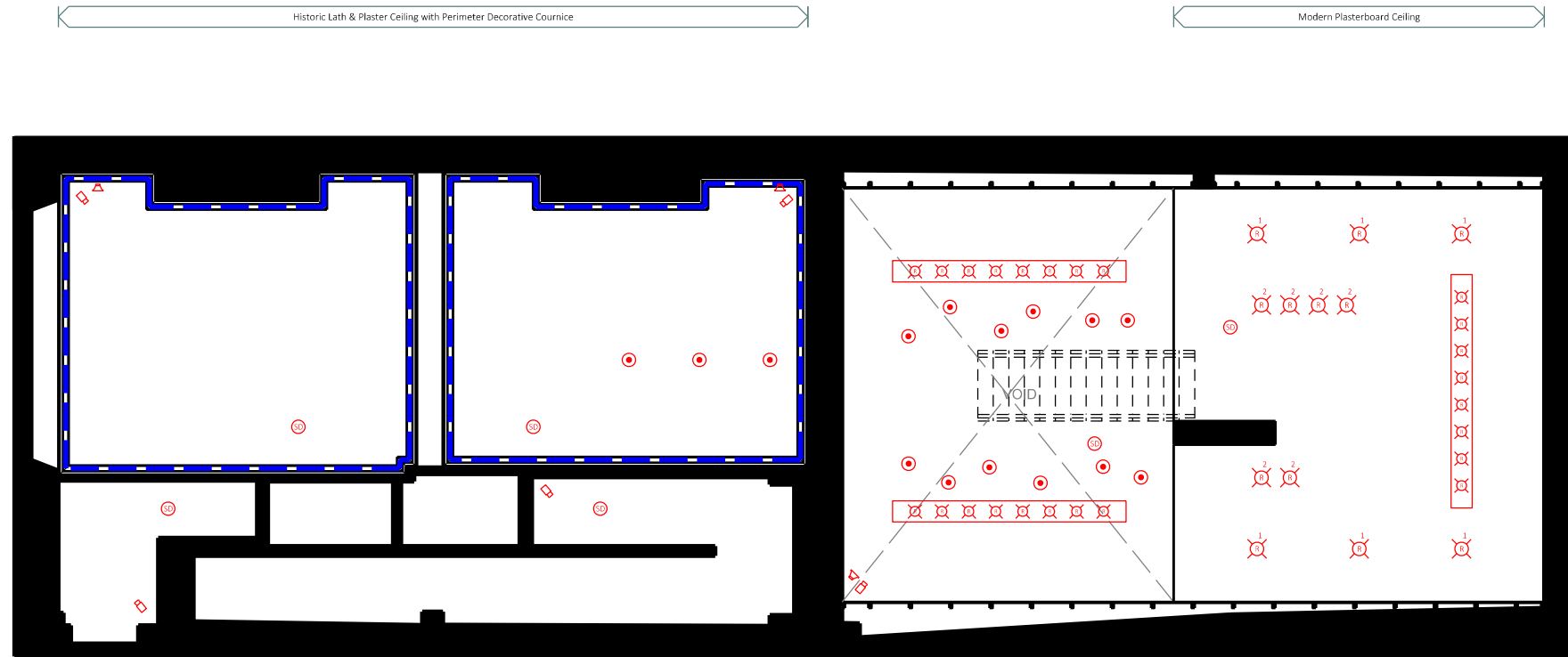
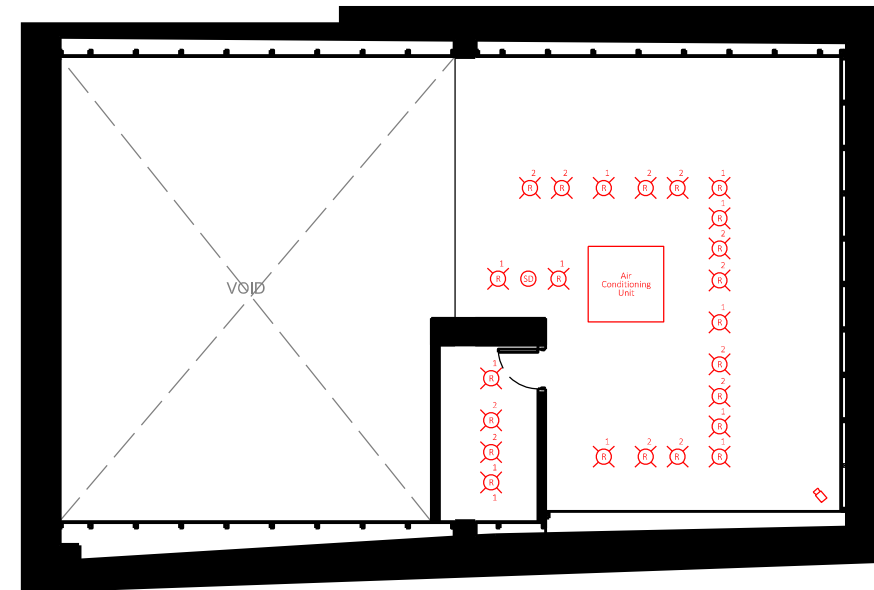


PERCY STREET



Existing Ground Floor Plan



Existing Mezzanine Floor Plan

PERCY MEWS

PERCY MEWS

Notes:

The contractor must verify all dimensions on site before commencing any work or fabrication drawings. If this drawing exceeds the quantities taken in any way SDW Architectural Design are to be informed before the work is initiated. Only figured dimensions are to be taken from this drawing.

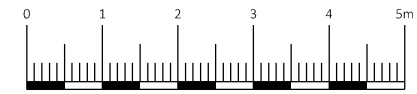
Do not scale from this drawing. All dimensions are in millimeters unless noted otherwise.

Drawings are based on Ordnance Survey and / or existing record drawings - design and drawing content is subject to detailed Site Survey, Structural Survey, Site Investigations, Planning and Statutory Requirements and Approvals.

Authorised reproduction from Ordnance Survey Map with permission of the Controller of Her Majesty's Stationery Office. Crown Copyright reserved.

SDW Architectural Design Copyright.

Drawing Notes:



SCALE 1:50 @ A1
SCALE 1:100 @ A3



Key Legend

- Historic Decorative Plaster Cornice
- Wireless CCTV Camera Dome
- Audio Speaker System - Wall Mounted
- Audio Speaker System - Ceiling Mounted (Recessed)
- Ceiling Light Fitting - Pendant / Suspended
- Ceiling Light Fitting - Track Suspended
- Ceiling Light Fitting - Recessed Downlight
- Smoke Detector

B	16/09/2023	SDW		Issued for PLANNING
A	31/08/2023	SDW		Issued for PLANNING

ISSUE	DATE	DRAWN	CHECKED	DESCRIPTION

CLIENT	Seven Percy Street Limited
PROJECT	Change of Use including Internal Alterations
	7 Percy Street (inc. 6 Percy Street Basement) Fitzrovia London W1T 1DH

DRAWING TITLE
Existing Ground Floor Ceiling Plan

DRAWING NO.	065 (01) 111	REVISION	B
DRAWN	SDW	DATE	18/08/2023
		SIZE & SCALE	1:50 @ A1 1:100 @ A3

DRAWING STATUS PLANNING

34 Twisse Road, Bolton BL2 6NZ
M: 07519 190 770

s.d.wardle@gmail.com

