

Rev:	Disc:	By:	Chk:	Appr:	Drawn:
1	1	1	1	1	1
2	2	2	2	2	2
3	3	3	3	3	3
4	4	4	4	4	4
5	5	5	5	5	5
6	6	6	6	6	6
7	7	7	7	7	7
8	8	8	8	8	8
9	9	9	9	9	9
10	10	10	10	10	10
11	11	11	11	11	11
12	12	12	12	12	12
13	13	13	13	13	13
14	14	14	14	14	14
15	15	15	15	15	15
16	16	16	16	16	16
17	17	17	17	17	17
18	18	18	18	18	18
19	19	19	19	19	19
20	20	20	20	20	20
21	21	21	21	21	21
22	22	22	22	22	22
23	23	23	23	23	23
24	24	24	24	24	24
25	25	25	25	25	25
26	26	26	26	26	26
27	27	27	27	27	27
28	28	28	28	28	28
29	29	29	29	29	29
30	30	30	30	30	30
31	31	31	31	31	31
32	32	32	32	32	32
33	33	33	33	33	33
34	34	34	34	34	34
35	35	35	35	35	35
36	36	36	36	36	36
37	37	37	37	37	37
38	38	38	38	38	38
39	39	39	39	39	39
40	40	40	40	40	40
41	41	41	41	41	41
42	42	42	42	42	42
43	43	43	43	43	43
44	44	44	44	44	44
45	45	45	45	45	45
46	46	46	46	46	46
47	47	47	47	47	47
48	48	48	48	48	48
49	49	49	49	49	49
50	50	50	50	50	50
51	51	51	51	51	51
52	52	52	52	52	52
53	53	53	53	53	53
54	54	54	54	54	54
55	55	55	55	55	55
56	56	56	56	56	56
57	57	57	57	57	57
58	58	58	58	58	58
59	59	59	59	59	59
60	60	60	60	60	60
61	61	61	61	61	61
62	62	62	62	62	62
63	63	63	63	63	63
64	64	64	64	64	64
65	65	65	65	65	65
66	66	66	66	66	66
67	67	67	67	67	67
68	68	68	68	68	68
69	69	69	69	69	69
70	70	70	70	70	70
71	71	71	71	71	71
72	72	72	72	72	72
73	73	73	73	73	73
74	74	74	74	74	74
75	75	75	75	75	75
76	76	76	76	76	76
77	77	77	77	77	77
78	78	78	78	78	78
79	79	79	79	79	79
80	80	80	80	80	80
81	81	81	81	81	81
82	82	82	82	82	82
83	83	83	83	83	83
84	84	84	84	84	84
85	85	85	85	85	85
86	86	86	86	86	86
87	87	87	87	87	87
88	88	88	88	88	88
89	89	89	89	89	89
90	90	90	90	90	90
91	91	91	91	91	91
92	92	92	92	92	92
93	93	93	93	93	93
94	94	94	94	94	94
95	95	95	95	95	95
96	96	96	96	96	96
97	97	97	97	97	97
98	98	98	98	98	98
99	99	99	99	99	99
100	100	100	100	100	100

**Notes:**  
Window references identify windows to be replaced as proposed.

North West and North East Elevations  
Existing timber windows will be replaced with timber windows like for like but double-glazed.

The design of the new windows matches in all details the existing windows: in size, materials, positions, colour, opening arrangements and mouldings.

The windows will be an exact replica of the existing windows externally so there will be no difference to the elevation.

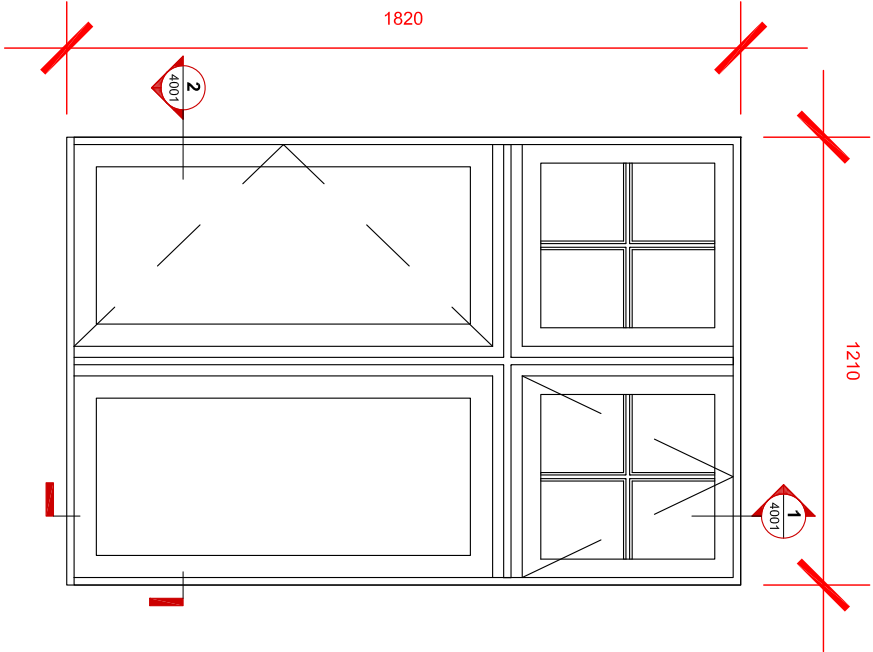
Internal courtyard elevations

As above all windows will be replaced with timber windows like for like but double-glazed.

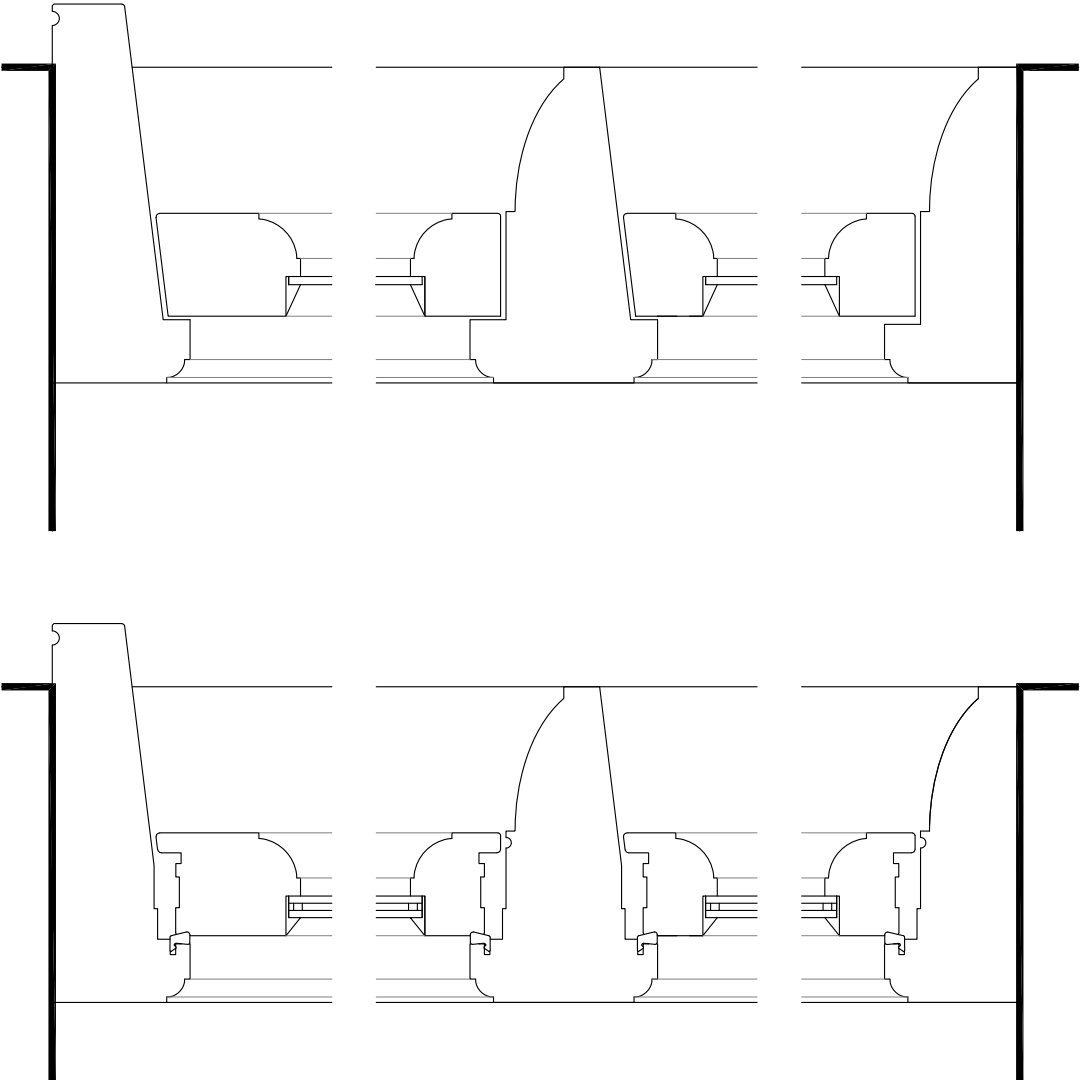
In additions:

Existing glazing mounted ventilation fans will be removed.

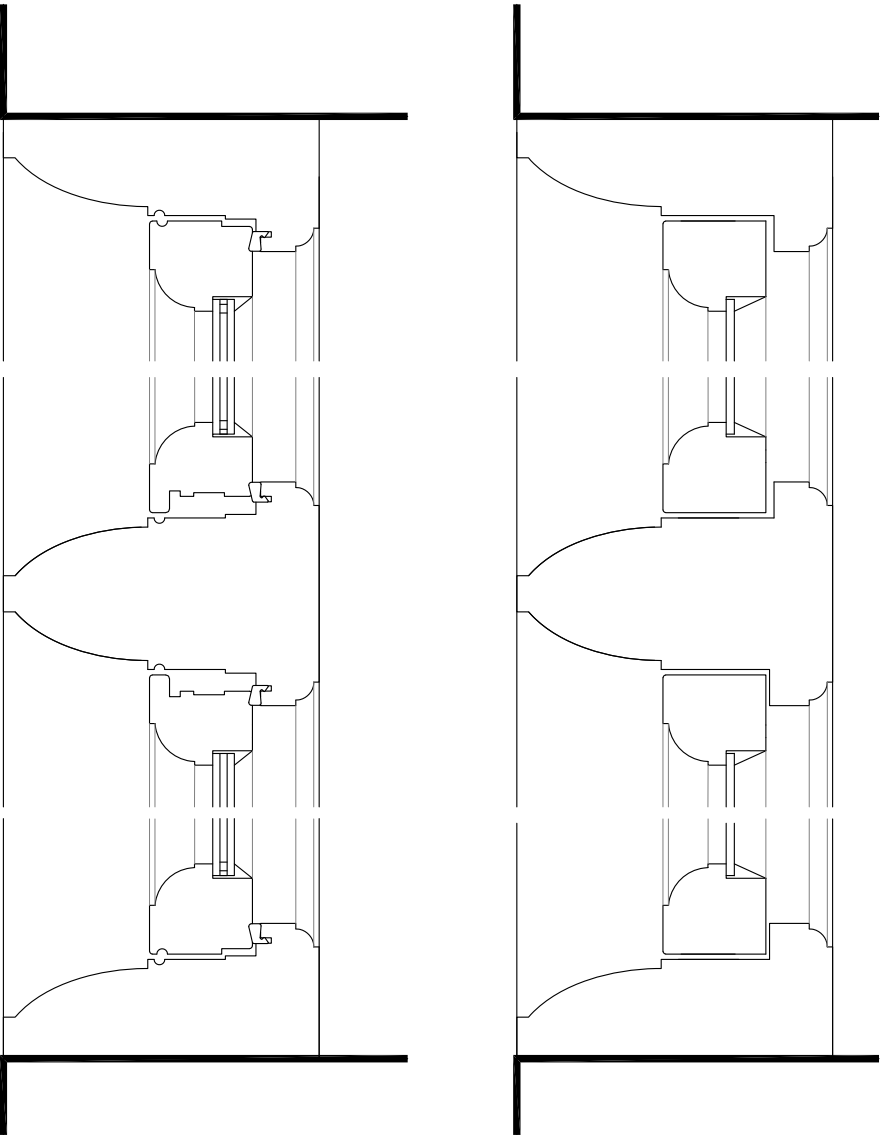
Lower sash of SW05 will change from textured to obscured glazing.



TIMBER CASEMENT ELEVATION 1:10@A3



1 TIMBER CASEMENT EXISTING AND PROPOSED  
HEAD / TRANSOM / SILL 1:5@A3



2 TIMBER CASEMENT EXISTING AND PROPOSED  
JAMB / MULLION 1:5@A3

Haverstock LLP 020 7267 7676  
Studio 10, Cliff Road Studios info@haverstock.com  
Cliff Road, London N11 9AN www.haverstock.com

Client: Mr and Mrs Walters

Job Title: The Pyors Flat 7

Drawing Title: Existing and Proposed

Typical External Window

Job Dwg No/Rev: 1267-HAV-01-ZZ-D-A-4001 A

Drawn: GS Checked: GS Appr: GS Date: 04/21/23

Drawing Status: Do not scale from this drawing! Check all dimensions on site before ordering.

As Issued: A3