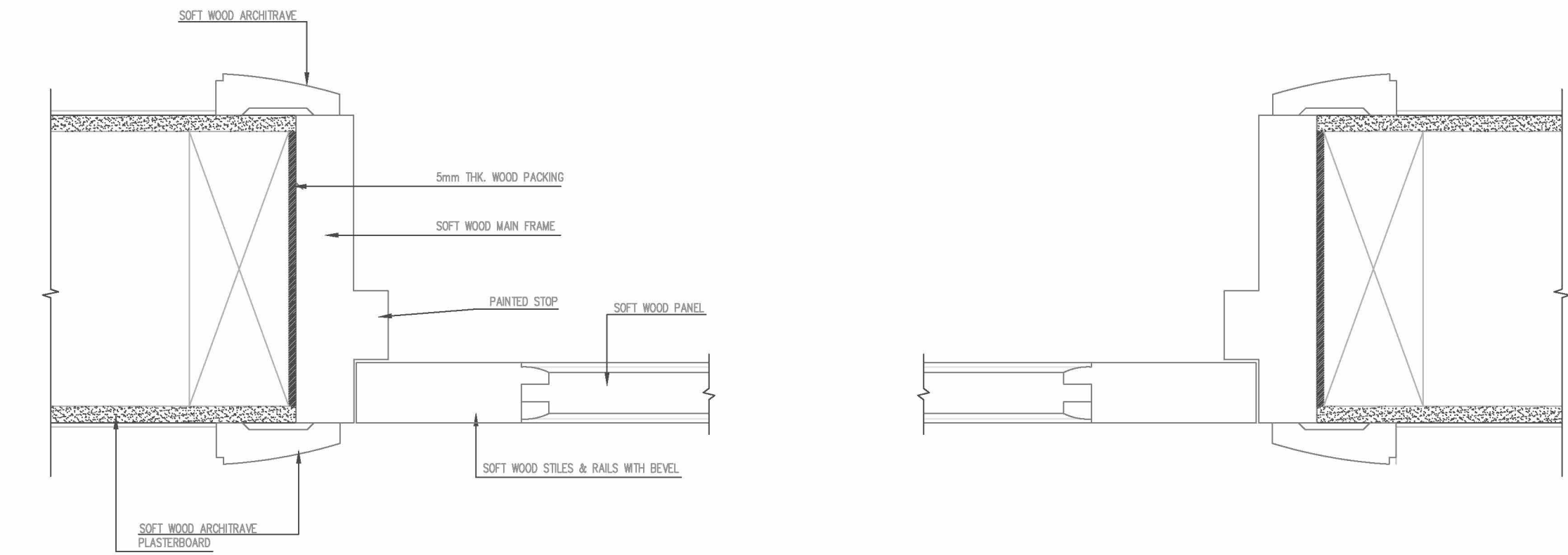
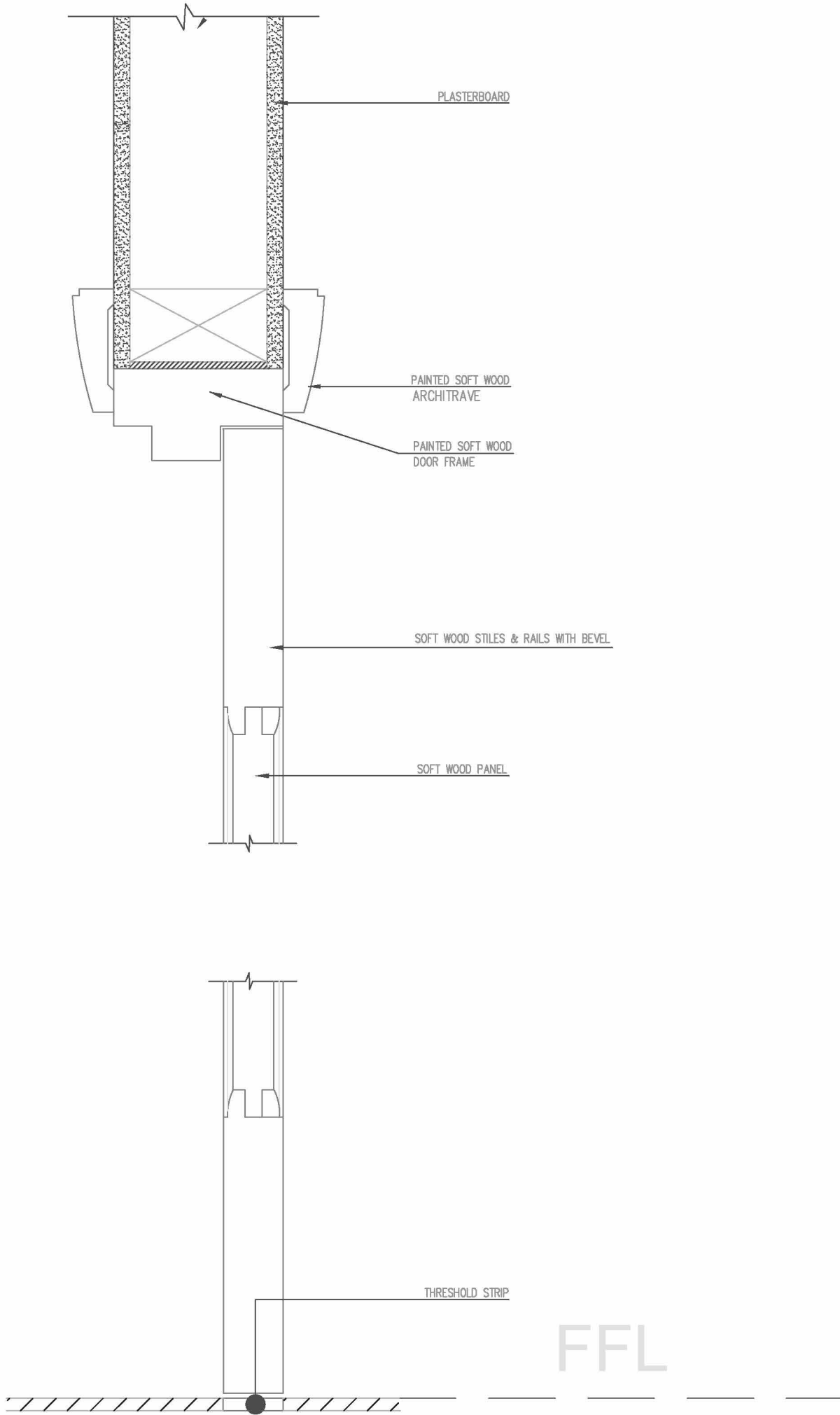



1/10/2023 11:02:38 AM C:\Users\Bjorn\OneDrive\Documents\Bjorn\11\_11\_23\AA Minor Works No.38 11\_11\_23\AA Minor Works No.38.dwg



01\_ Interior Door - Jamb Detail



02\_ Interior Door - Head and Base Detail



03\_ Interior Door - Elevation

# BUILT.WORKS

3-5 Bleeding  
Heart Yard,  
London,  
EC1N 8SJ

020 86385945  
info@built.works  
@built.works  
www.built.works

PROJECT NUMBER PROJECT NAME  
BW125 AA Minor Works No.38  
WC

CLIENT  
Architectural Association

## PROJECT STATUS INFORMATION

### PLANNING NOTES

Architectural Information - the level of detail shown on the drawings is relative to the submission of a PLANNING APPLICATION.

The drawings should therefore not be used for any other purpose without both the prior agreement of the architect, and subsequent checking / development by others.

Dimensions and setting out - Do not scale from this drawing. All dimensions to be checked on site by the contractor and to be his responsibility.

Structure & Construction - these drawings, unless expressly noted otherwise, have not been fully coordinated with a Structural Engineer's input and show indicative construction build-up only.

Building Control - the client / the contractor will liaise directly with Local Authority to ensure the project is completed in accordance with the Building Regulations.

Planning - the client/ the contractor will ensure that the project is completed in accordance with the approved Planning drawings and take responsibility for the discharge of any planning conditions.

Party Walls & Rights to Light - the client/ the contractor will ensure that any notices and consents required are obtained before work commences.

Freeholder / Leaseholder / Restricted covenants / Easement approvals - the client will ensure that any notices and consents required are obtained before work commences.

Archaeological & Ecological - the client/ the contractor will ensure that any notices and consents required are obtained before work commences.

Areas - the areas provided on drawings are rounded to the nearest whole unit. Measurements are based upon received survey information and as such a reasonable allowance should be made for discrepancies or deviations that may occur during construction.

### FIRE NOTES

### REFERENCE KEY

SITE BOUNDARY

PARTY WALL LINE

EXISTING WALLS

DEMOLISHED WALLS

PROPOSED WALLS

09.01  
TYPICAL OFFICE  
100sqm  
1000sqft

ROOM DETAILS

Rev Date Description Author Checker

Scale at A1 / A3

1:10 / 1:20

0cm 10cm 50cm

Drawing Name

Interior Door Details

Drawing Number

BW125 - BW - ## - XX - DR - 4002

Revision