

# **Supplementary Information: Materials Schedule**

FOR

Flat 1, 8 Belsize Park Gardens, London, NW3 4LD

July 2023

## **1. INTRODUCTION**

This schedule has been prepared in support of the full planning application (your planning reference 2022/1003/P). The submitted information provides further details of the materials proposed in the application.

## **2. DETAILS OF MATERIALS**

### **2.1 External Windows & French Doors**

All windows of the development will be replaced with new double-glazed white-painted sash windows to match the existing windows. The new doors to the front and the rear elevation will match the existing ones and will be to the same detail as the sash windows. Please refer to *Appendices A.1 & A.3* for typical window section details.

### **2.1 Infill masonry**

Where openings are to be infilled, London stock brick is to be used to tie into the existing.

### **2.3 Rear metal handrail**

The new metal railing to the rear staircase will be of a traditional style black metal handrail. Please refer to the below images as an example (*Figure 1 & 2*);



*Figure 1 – Black metal railings fixed to masonry*



*Figure 2 – Curved endings to handrails*

## 2.4 Front Bay window railing

The proposed railing to the sills of the bay window on the front elevation will be cast iron/metal decorative railings to match others on the street. Please refer to the below image as an example:



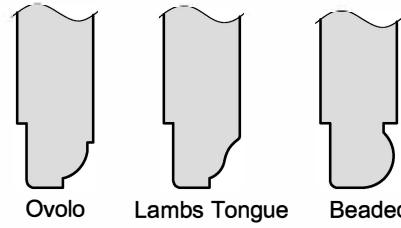
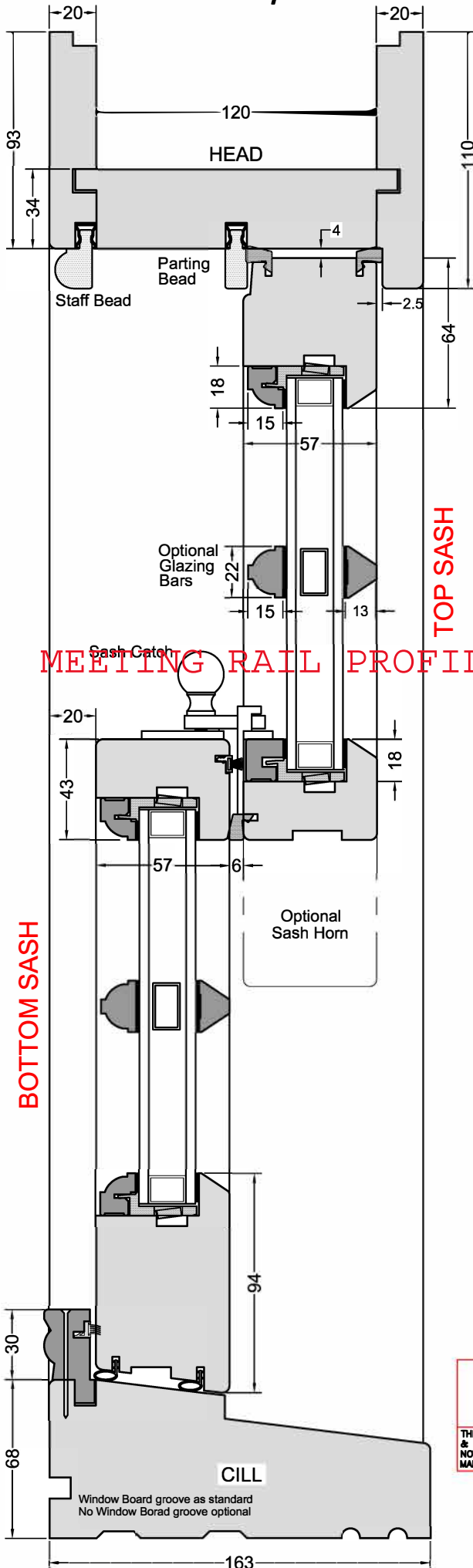
*Figure 3 – Black decorative railings to front bay window*

# Conservation BOX SASH WINDOW

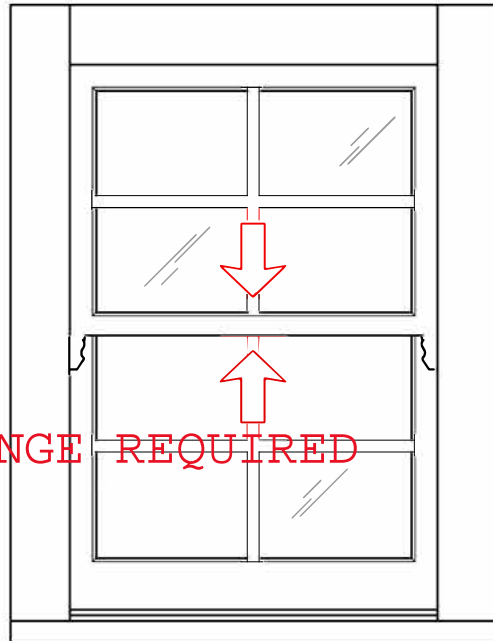
## Standard Specification

03/06/2019 REVISION A

FILE: BX4-01SX



External Liners can be SQUARE Profile as shown, OVOLO, LAMBS TONGUE or BEADED



MEETING RAIL PROFILE CHANGE REQUIRED

### SPECIFICATIONS

<b>FRAME</b>	110x160mm HEAD & JAMBS, 56,68 OR 92 x 163mm GILL 34, 44 or 68mm TRANSOM. 162 or 220mm MULLION
<b>LINER PROFILE</b>	SQUARE EDGE (shown) OVOLO, BEADED or LAMBS TONGUE
<b>SASH</b>	64 x 57mm TOP RAIL & STILES 94 x 57mm BOTTOM RAIL 43 x 57mm MEETING RAILS
<b>SASH BEAD &amp; BAR PROFILE</b>	OVOLO (shown) LAMBS TONGUE or SQUARE EDGE. Optional Horn detail on Sash
<b>CILL PROJECTION</b>	Flush as shown, as standard Additional options: 35, 60, 85 or 110mm Extension
<b>GLAZING</b>	14mm Double glass unit comprising 4mm Tough / 6mm Krypton / 4mm Tough Planitherm one
<b>HARDWARE/FITTINGS</b>	Security Sash catches, Sash Lifts, Sash Restrictors and Barrel Security Locks Polished Chrome, Satin Chrome or Brass finish. Trickle Vents can be fitted to Head or Top Rail

**DUE TO PROGRESSIVE DEVELOPMENT  
MUMFORD & WOOD LIMITED RESERVE  
THE RIGHT TO MODIFY OR CHANGE  
SPECIFICATIONS WITHOUT PRIOR NOTICE**

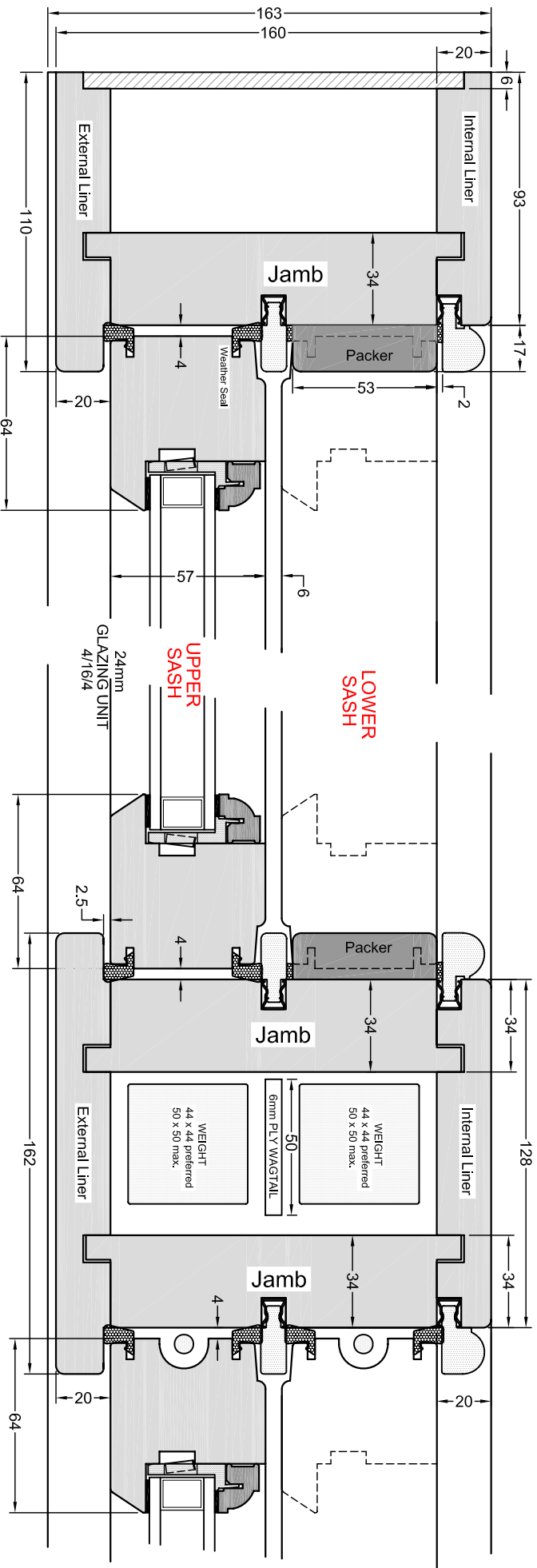
THIS DRAWING & SPECIFICATIONS ARE THE PROPERTY OF MUMFORD & WOOD Ltd. THEY ARE ISSUED IN STRICT CONFIDENCE AND SHALL NOT BE REPRODUCED, COPIED OR USED AS THE BASIS FOR MANUFACTURING WITHOUT WRITTEN PERMISSION.



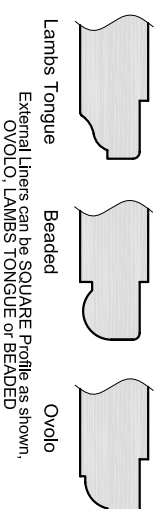
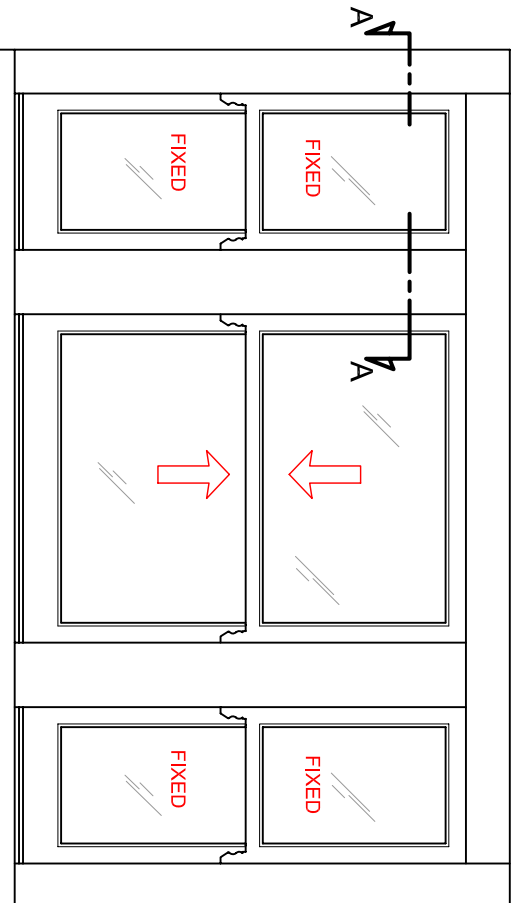
TOWER BUSINESS PARK,  
KELVEDON ROAD  
TIPTREE, ESSEX  
CO5 0LX  
Tel: 01621 818155 FAX: 01621 818175  
EMAIL: sales@mumfordwood.com  
WEB: www.mumfordwood.com

# Conservation BOX SASH WINDOW Single Mullion Detail

03/06/2019 REVISION A  
FILE: BX4-09SX




SECTION THROUGH MULLION A-A



**DUE TO PROGRESSIVE DEVELOPMENT  
MUMFORD & WOOD LIMITED RESERVE  
THE RIGHT TO MODIFY OR CHANGE  
SPECIFICATIONS WITHOUT PRIOR NOTICE**

THIS DRAWING & SPECIFICATIONS ARE THE PROPERTY OF MUMFORD & WOOD LTD. THEY ARE ISSUED IN STRICT CONFIDENCE AND SHALL NOT BE REPRODUCED, COPIED OR USED AS THE BASIS FOR MANUFACTURING WITHOUT WRITTEN PERMISSION.



TOWER BUSINESS PARK,  
KELYEDON ROAD  
TIPTRÉE, ESSEX  
CO5 0LX  
Tel: 01621 818155 FAX: 01621 818175  
E/MAIL: sales@mumfordwood.com  
WEB: www.mumfordwood.com