

PROJECT STATUS
PLANNING

PLANNING NOTES

Architectural Information - the level of detail shown on the drawings is relative to the submission of a PLANNING APPLICATION.

The drawings should therefore not be used for any other purpose without both the prior agreement of the architect, and subsequent checking / development by others.

Dimensions and setting out - Do not scale from this drawing. All dimensions to be checked on site by the contractor and to be his responsibility.

Structure & Construction - these drawings, unless expressly noted otherwise, have not been fully coordinated with a Structural Engineer's input and show indicative construction build-up only.

Building Control - the client / the contractor will liaise directly with Local Authority to ensure the project is completed in accordance with the Building Regulations.

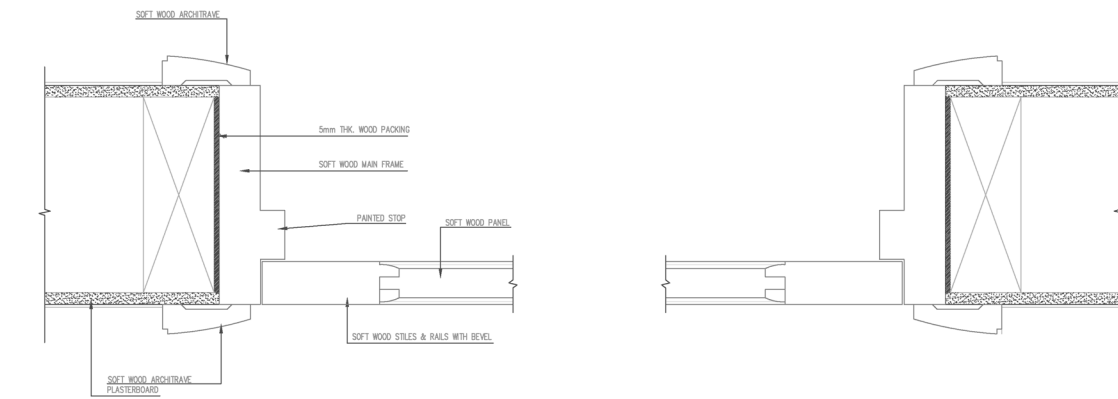
Planning - the client/ the contractor will ensure that the project is completed in accordance with the approved Planning drawings and take responsibility for the discharge of any planning conditions.

Party Walls & Rights to Light - the client/ the contractor will ensure that any notices and consents required are obtained before work commences.

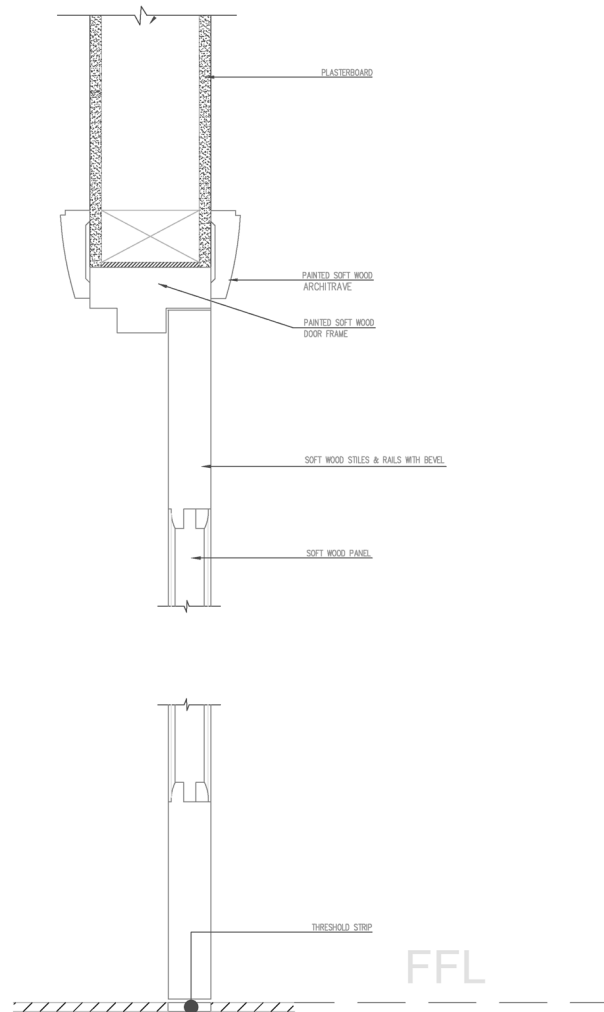
Freeholder / Leaseholder / Restricted covenants / Easement approvals - the client will ensure that any notices and consents required are obtained before work commences.

Archaeological & Ecological - the client/ the contractor will ensure that any notices and consents required are obtained before work commences.


Areas - the areas provided on drawings are rounded to the nearest whole unit. Measurements are based upon received survey information and as such a reasonable allowance should be made for discrepancies or deviations that may occur during construction.



01_ Interior Door - Jamb Detail



02_ Interior Door - Head and Base Detail



03_ Interior Door - Elevation

Rev	Date	Description	Author	Checker

Scale at A1 / A3
1:10 / 1:20



Drawing Name
Interior Door Details

Drawing Number Revision
BW110 - BW - ZZ - B1 - DR - A - P4002