TRIPLE SLIDING DOOR
WITH SIDE LOCK DETAILS

FRAMES: POLYESTER POWDER COATED

ALL BRUSHES AND SILICONE SEALS BLACK

DGU SPECIFICATION: 10mm CLEAR TOUGHENED / 14mm BLACK ARGON CAVITY / 6mm CLEAR TOUGHENED - SOFT COAT A1.0

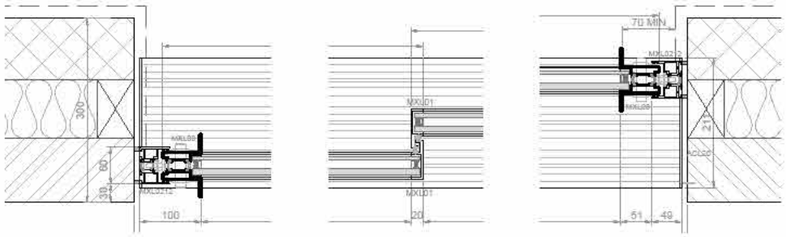

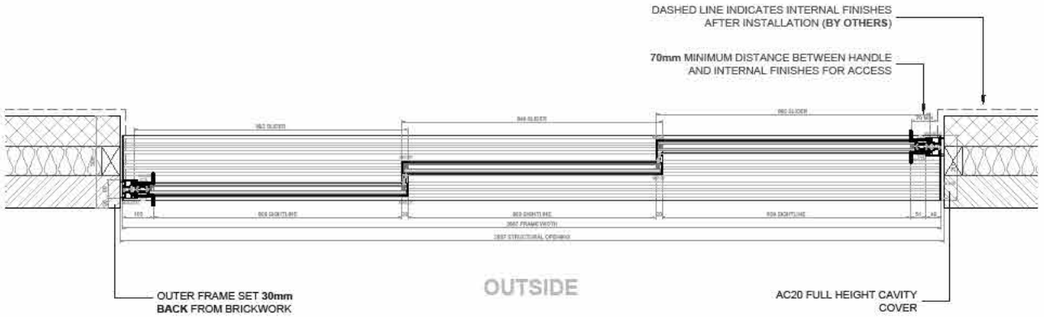

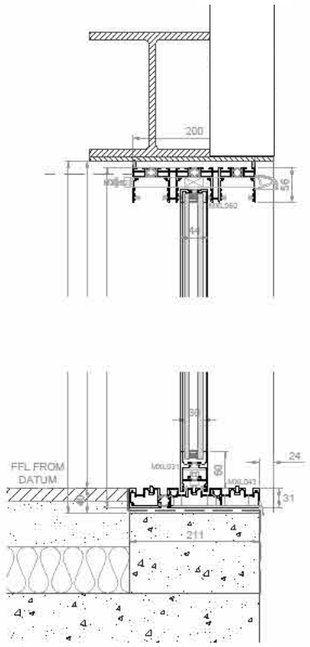

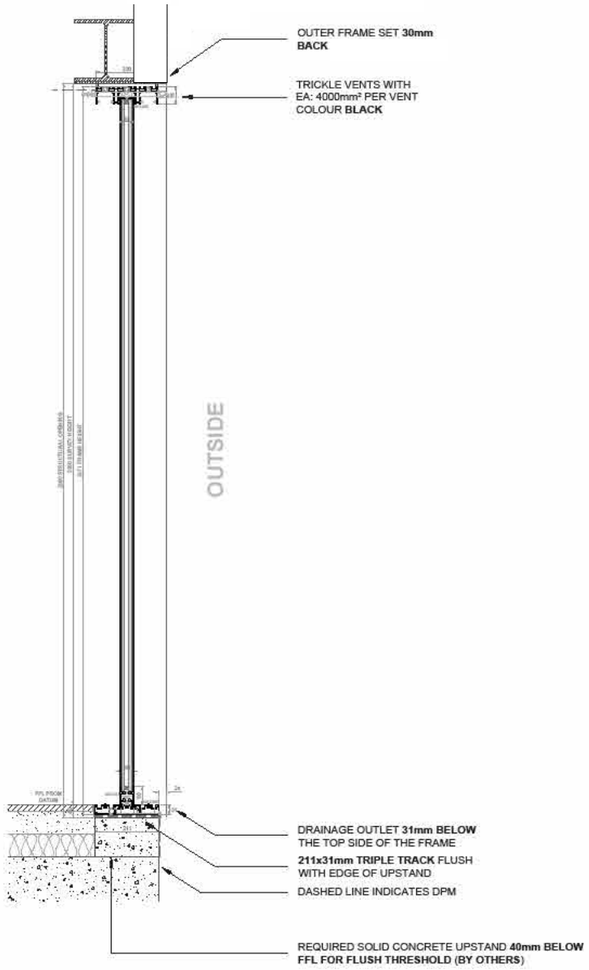

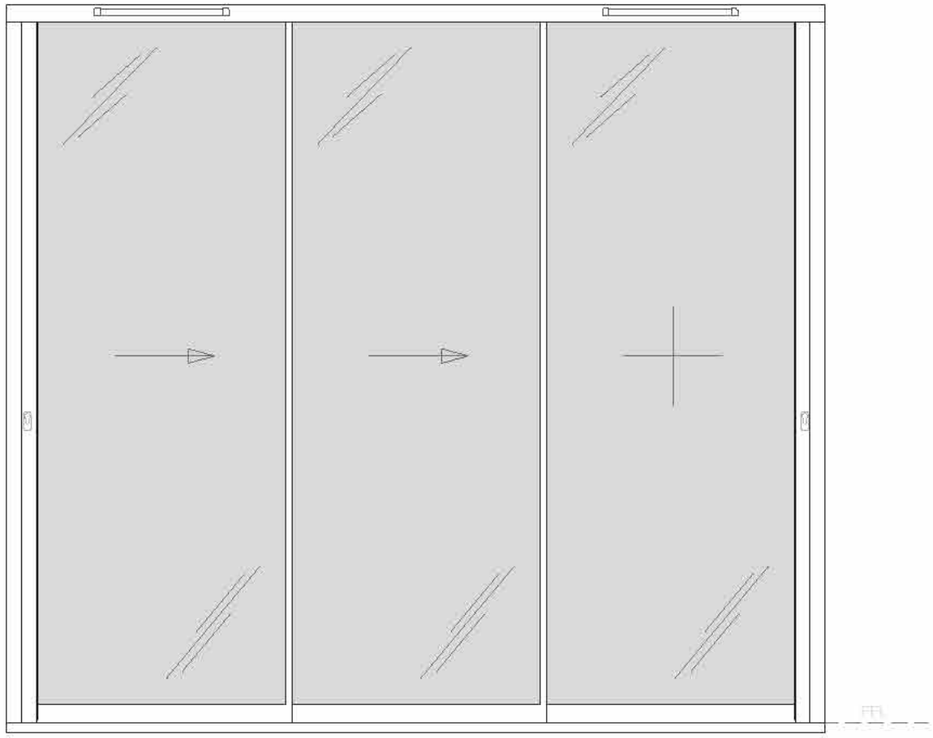

P4001 - Sliding Door Details

BUILT.WORKS

3-5 Bleeding Heart Yard, London, EC1N 8SJ

020 86385945
info@built.works
@built.works
www.built.works

PROJECT NUMBER: BW110

PROJECT NAME: 43 Arlington Road

CLIENT: Lisa Rasmusson & Alex Haines

PROJECT STATUS: PLANNING

PLANNING NOTES

Architectural Information - the level of detail shown on the drawings is relative to the submission of a PLANNING APPLICATION.

The drawings should therefore not be used for any other purpose without both the prior the agreement of the architect, and subsequent checking / development by others.

Dimensions and setting out - Do not scale from this drawing. All dimensions to be checked on site by the contractor and to be his responsibility.

Structure & Construction – these drawings, unless expressly noted otherwise, have not been fully coordinated with a Structural Engineer´s input and show indicative construction build-up only.

Building Control - the client / the contractor will liaise directly with Local Authority to ensure the project is completed in accordance with the Building Regulations.

Planning - the client/ the contractor will ensure that the project is completed in accordance with the approved Planning drawings and take responsibility for the discharge of any planning conditions.

Party Walls & Rights to Light – the client/ the contractor will ensure that any notices and consents required are obtained before work commences.

Freeholder / Leaseholder / Restricted covenants / Easement approvals - the client will ensure that any notices and consents required are obtained before work commences.

Archaeological & Ecological – the client/ the contractor will ensure that any notices and consents required are obtained before work commences.

Areas – the areas provided on drawings are rounded to the nearest whole unit. Measurements are based upon received survey information and as such a reasonable allowance should be made for discrepancies or deviations that may occur during construction.

Rev	Date	Description	Author	Checker

Scale at A1 / A3: 1:10 / 1:20

0cm 10cm 50cm

Drawing Name: Sliding Door Details

Drawing Number: BW110 - BW - ZZ - B1 - DR - A - P4001

Revision