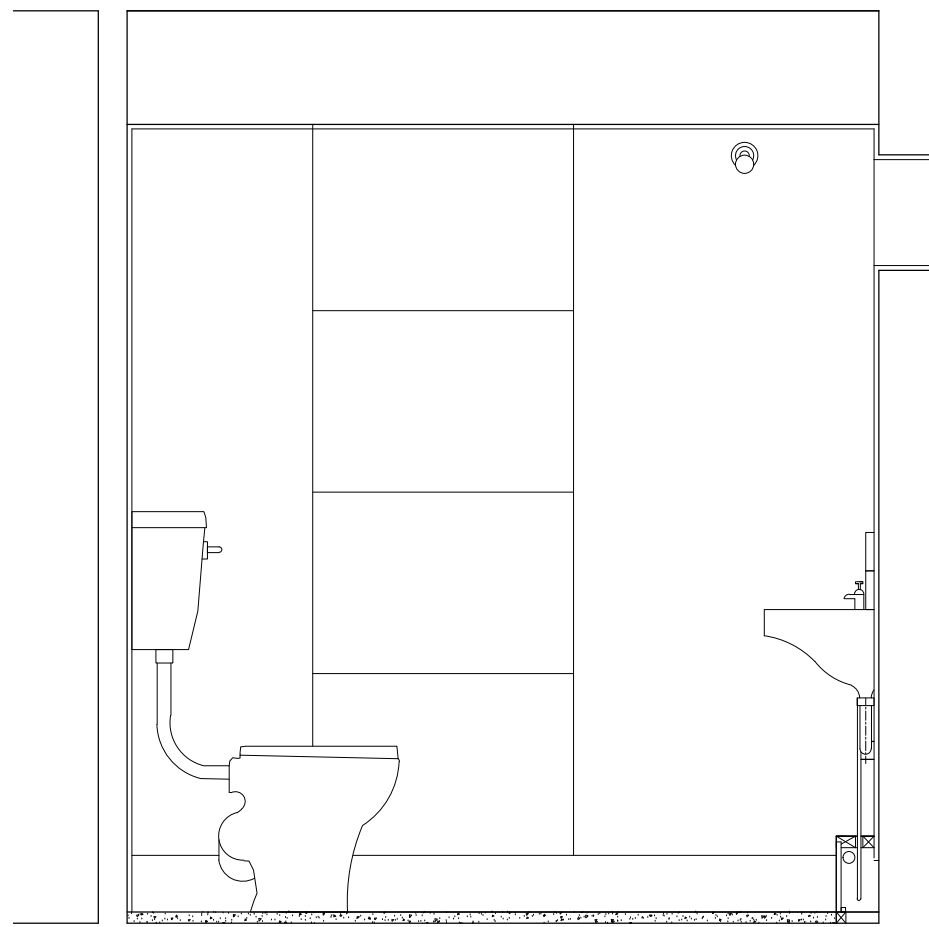
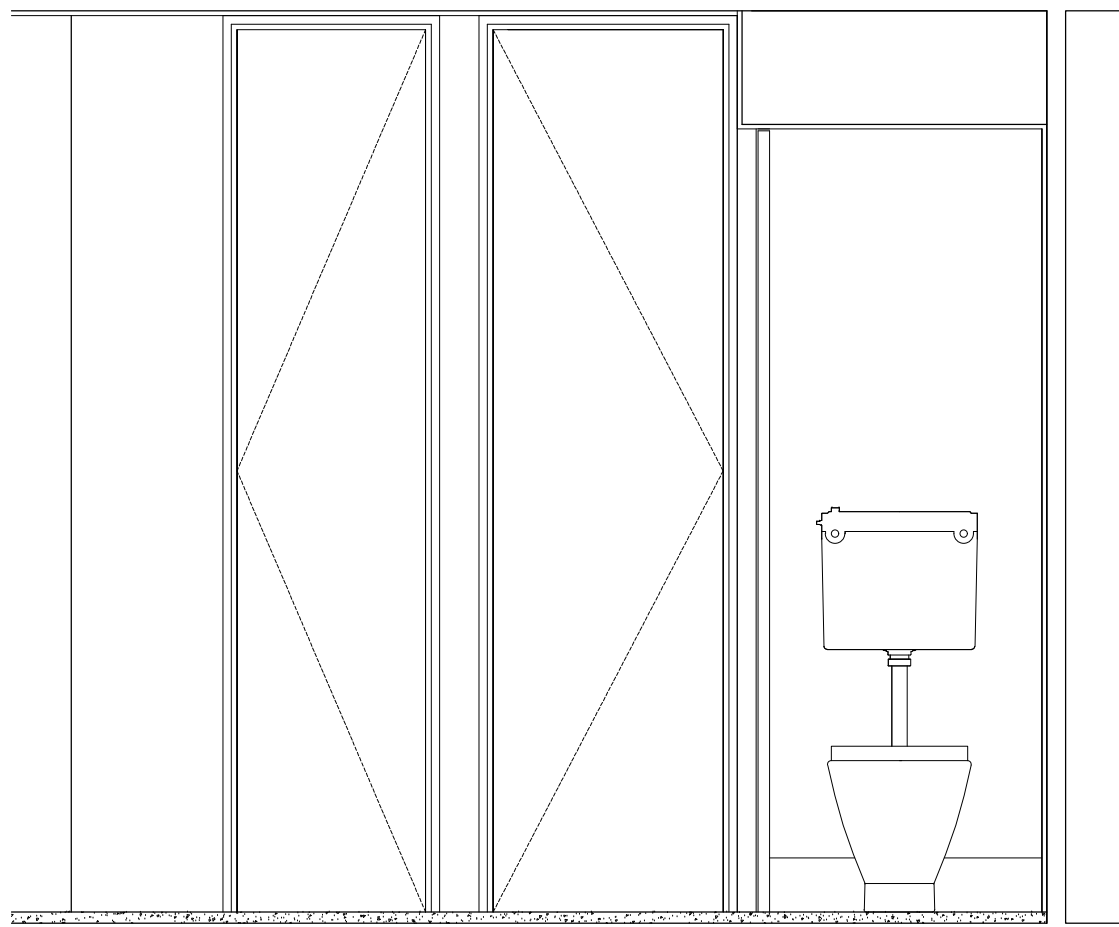



02 Section 02  
201 1:20



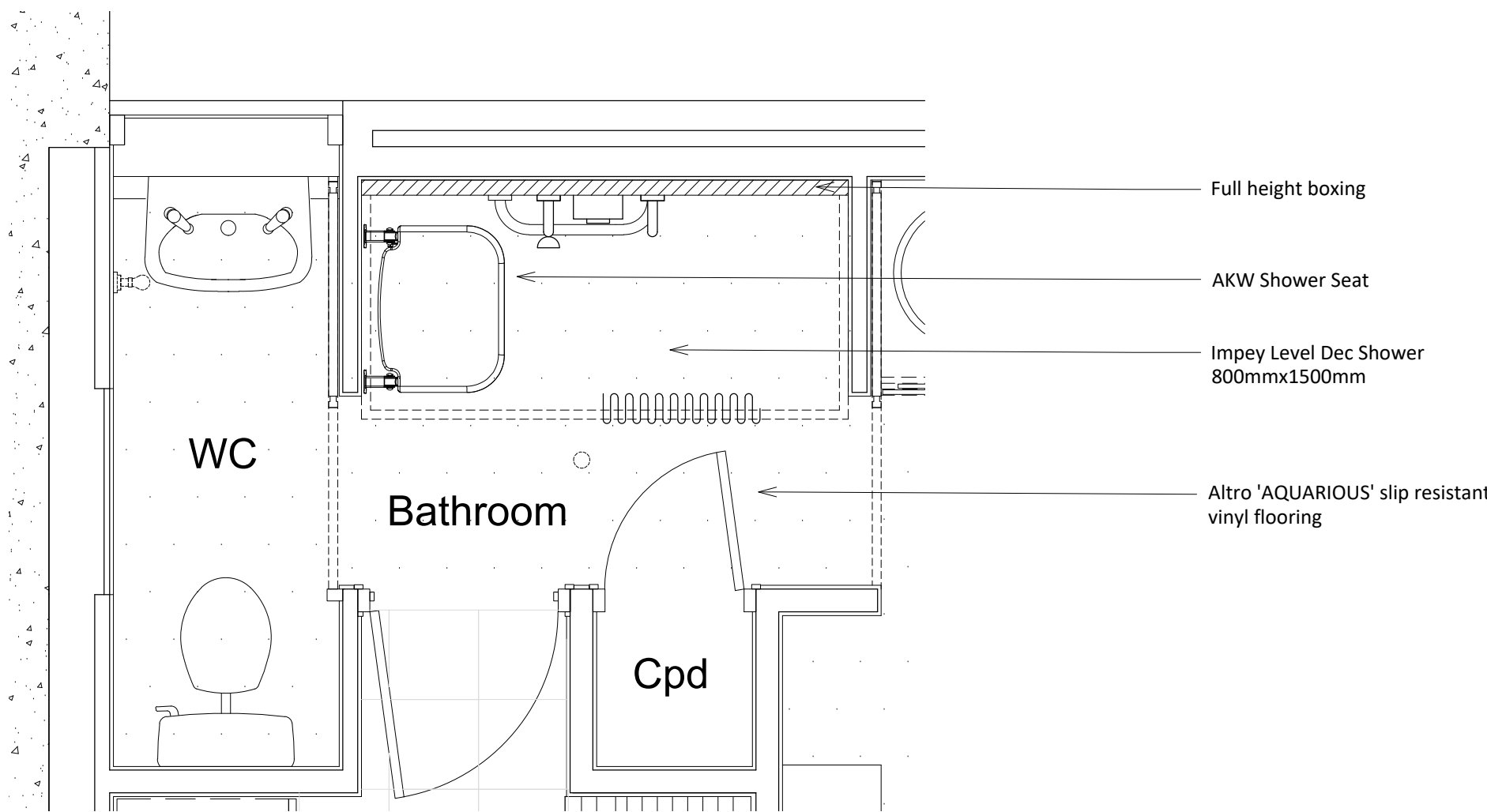
03 Section 03  
201 1:20



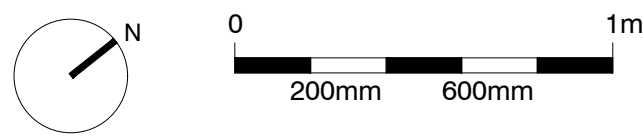
04 Section 04  
201 1:20



05 Section 04  
201 1:20



01 Bathroom Plan  
201 1:20



#### standard notes

1. Do not scale this drawing.
2. All dimensions must be checked on site and any discrepancies verified with the architect.
3. Unless shown otherwise, all dimensions are to structural surfaces.

THIS IS NOT A CONSTRUCTION DRAWING, IT IS UNSUITABLE FOR THE PURPOSE OF CONSTRUCTION AND MUST ON NO ACCOUNT BE USED AS SUCH.

#### drawing notes

1. Note that these drawings show typical dimensions whereas dwellings will vary - in particular, to suit the curvature of the railway line adjacent.
2. Services routes cannot be confirmed until full, invasive surveys are undertaken. Services are therefore shown indicatively.

#### revisions

P1 04.09.2023 Issued for Listed Building Consent

# 113D Rowley Way ALEXANDRA RD. ESTATE

date  
Sept 2023

client  
LB CAMDEN

Levitt Bernstein  
Thane Sudios, 2-4 Thane Villas  
London  
N7 7PA

scale  
1:20@A1

drawing  
Bathroom: OT Adjustments

t: 020 7275 7676

drawn  
PM

checked  
HA

drawing number  
2504\_RL\_905

rev  
P1

w: levittbernstein.co.uk  
e: post@levittbernstein.co.uk

Levitt Bernstein

J:\2504 Alexandra Road Estate Management Guidelines\CAD\AutoCAD\1 Architecture\Drawings\Layouts